

For Project: The Street Dentist  
 Project Notes:  
 Location/Name: Incoming Direction  
 Report Generated: 24/09/2021 09:21  
 Speed Intervals: 5 mph  
 Time Intervals: Instant  
 Traffic Report From: 17/04/2019 14:00:00 through 09/05/2019 13:59:59  
 85th Percentile Speed: 30.6 mph  
 85th Percentile Vehicles: 145784  
 Max Speed: 70 mph on 19/04/2019 05:40:00  
 Total Vehicles: 171511  
 AADT: 7795

## Volumes - weekly counts

Time	5 Day	7 Day
Average Daily	7800	7450
AM Peak	507	513
PM Peak	784	698

## Speed

Speed Limit: 30  
 85th Percentile Speed: 30.6  
 Average Speed: 26.66

	Monday	Tuesday	Wednesday	Thursday	Friday	Saturday	Sunday
Count over limit	4008	3445	4058	4275	4046	4381	4411
% over limit	19.7	13.2	13.5	14.2	15.9	19.8	25.5
Avg Speeder	33.6	33.4	33.4	33.4	33.5	33.5	33.7

Day/Time Ending	85th pctl (mph)	85th pctl cnts	Total Cnts	Max Speed	Avg Speeder	% Speeders
17/04/2019 03:00:00 PM	30.8	387	455	45	32.9	17.6%
17/04/2019 04:00:00 PM	29.3	547	644	40	32.9	7.0%
17/04/2019 05:00:00 PM	29.4	667	785	40	32.8	8.3%
17/04/2019 06:00:00 PM	28.9	697	820	40	32.6	5.5%
17/04/2019 07:00:00 PM	29.8	566	666	45	33.3	12.9%
17/04/2019 08:00:00 PM	29.9	416	490	60	33.8	14.5%
17/04/2019 09:00:00 PM	31.0	286	336	45	33.3	18.2%
17/04/2019 10:00:00 PM	30.9	233	274	40	33.4	17.5%
17/04/2019 11:00:00 PM	32.3	151	178	40	33.7	23.0%
18/04/2019 12:00:00 AM	34.0	72	85	45	34.7	35.3%
18/04/2019 01:00:00 AM	37.5	20	23	45	35.2	47.8%
18/04/2019 02:00:00 AM	40.0	15	18	55	37.5	55.6%
18/04/2019 03:00:00 AM	40.0	7	8	55	38.8	50.0%
18/04/2019 04:00:00 AM	38.8	10	12	50	36.4	75.0%
18/04/2019 05:00:00 AM	38.3	16	19	50	37.0	52.6%
18/04/2019 06:00:00 AM	38.2	54	63	55	35.4	66.7%
18/04/2019 07:00:00 AM	34.5	138	162	50	34.8	38.9%
18/04/2019 08:00:00 AM	32.7	309	363	45	33.8	25.6%
18/04/2019 09:00:00 AM	31.2	399	469	45	33.3	19.0%
18/04/2019 10:00:00 AM	29.9	452	532	45	32.7	13.9%
18/04/2019 11:00:00 AM	29.5	458	539	40	32.8	8.9%
18/04/2019 12:00:00 PM	29.5	498	586	40	32.8	9.6%
18/04/2019 01:00:00 PM	29.4	567	667	40	32.7	9.3%
18/04/2019 02:00:00 PM	29.7	472	555	40	32.7	12.1%
18/04/2019 03:00:00 PM	29.7	537	632	40	32.8	11.9%
18/04/2019 04:00:00 PM	29.6	569	669	50	33.0	11.1%
18/04/2019 05:00:00 PM	29.1	671	789	40	32.7	6.8%
18/04/2019 06:00:00 PM	28.9	728	857	35	32.5	6.1%
18/04/2019 07:00:00 PM	29.7	586	690	40	32.9	11.3%
18/04/2019 08:00:00 PM	30.9	441	519	45	33.0	18.1%
18/04/2019 09:00:00 PM	31.6	343	403	50	33.6	20.1%
18/04/2019 10:00:00 PM	31.8	236	278	65	33.8	21.9%
18/04/2019 11:00:00 PM	31.6	215	253	40	33.5	20.2%
19/04/2019 12:00:00 AM	34.6	82	96	55	35.4	39.6%
19/04/2019 01:00:00 AM	38.0	33	39	50	36.2	48.7%
19/04/2019 02:00:00 AM	39.0	19	22	45	35.5	68.2%
19/04/2019 03:00:00 AM	43.3	12	14	55	38.5	71.4%
19/04/2019 04:00:00 AM	50.0	17	20	60	39.3	70.0%
19/04/2019 05:00:00 AM	40.0	14	16	50	37.5	68.8%
19/04/2019 06:00:00 AM	40.0	17	20	70	39.0	65.0%
19/04/2019 07:00:00 AM	38.8	42	50	55	36.0	60.0%
19/04/2019 08:00:00 AM	35.5	137	161	60	34.6	50.3%
19/04/2019 09:00:00 AM	34.1	180	212	45	34.0	38.2%
19/04/2019 10:00:00 AM	32.5	292	344	45	33.3	26.5%
19/04/2019 11:00:00 AM	32.2	365	429	40	33.1	24.5%
19/04/2019 12:00:00 PM	30.2	460	541	45	33.3	15.5%
19/04/2019 01:00:00 PM	29.7	462	544	40	33.0	12.1%
19/04/2019 02:00:00 PM	32.1	405	477	45	33.2	23.7%
19/04/2019 03:00:00 PM	32.1	483	568	45	33.5	22.9%

19/04/2019 04:00:00 PM	31.5	466	548	45	33.0	20.6%
19/04/2019 05:00:00 PM	32.4	450	529	45	33.1	26.7%
19/04/2019 06:00:00 PM	31.6	455	535	45	33.1	21.1%
19/04/2019 07:00:00 PM	31.9	350	412	55	33.4	22.1%
19/04/2019 08:00:00 PM	32.4	310	365	50	33.9	24.1%
19/04/2019 09:00:00 PM	33.6	179	211	55	34.4	31.3%
19/04/2019 10:00:00 PM	31.8	162	191	45	34.0	20.4%
19/04/2019 11:00:00 PM	29.6	395	465	40	33.1	10.1%
20/04/2019 12:00:00 AM	33.4	147	173	45	33.8	31.8%
20/04/2019 01:00:00 AM	36.0	52	61	55	34.3	62.3%
20/04/2019 02:00:00 AM	40.0	44	52	50	35.8	73.1%
20/04/2019 03:00:00 AM	35.0	10	12	45	34.6	58.3%
20/04/2019 04:00:00 AM	40.0	17	20	50	36.3	65.0%
20/04/2019 05:00:00 AM	38.8	17	20	55	39.6	35.0%
20/04/2019 06:00:00 AM	45.0	31	36	60	39.9	63.9%
20/04/2019 07:00:00 AM	42.2	42	49	50	37.2	61.2%
20/04/2019 08:00:00 AM	34.8	105	123	50	33.8	56.9%
20/04/2019 09:00:00 AM	33.1	235	277	45	33.1	34.3%
20/04/2019 10:00:00 AM	30.5	392	461	50	33.3	16.3%
20/04/2019 11:00:00 AM	29.8	432	508	40	32.7	12.6%
20/04/2019 12:00:00 PM	29.9	496	583	40	32.6	13.9%
20/04/2019 01:00:00 PM	30.6	475	559	45	33.2	16.8%
20/04/2019 02:00:00 PM	31.6	454	534	45	33.1	21.2%
20/04/2019 03:00:00 PM	30.9	490	577	45	33.3	17.9%
20/04/2019 04:00:00 PM	31.5	430	506	45	33.1	20.6%
20/04/2019 05:00:00 PM	31.2	514	605	40	32.8	19.2%
20/04/2019 06:00:00 PM	31.6	490	576	45	33.1	20.7%
20/04/2019 07:00:00 PM	32.1	373	439	45	33.2	24.1%
20/04/2019 08:00:00 PM	32.6	380	447	45	33.4	27.5%
20/04/2019 09:00:00 PM	32.0	268	315	40	33.4	22.2%
20/04/2019 10:00:00 PM	32.6	172	202	45	33.2	27.2%
20/04/2019 11:00:00 PM	32.6	137	161	55	34.4	24.2%
21/04/2019 12:00:00 AM	33.5	105	124	50	35.0	29.0%
21/04/2019 01:00:00 AM	35.5	63	74	45	34.2	51.4%
21/04/2019 02:00:00 AM	40.0	34	40	55	37.5	52.5%
21/04/2019 03:00:00 AM	42.0	19	22	45	37.2	72.7%
21/04/2019 04:00:00 AM	45.0	14	16	50	36.7	75.0%
21/04/2019 05:00:00 AM	40.0	15	18	50	37.9	72.2%
21/04/2019 06:00:00 AM	41.7	16	19	50	37.9	73.7%
21/04/2019 07:00:00 AM	36.7	27	32	45	34.7	56.3%
21/04/2019 08:00:00 AM	35.0	49	58	50	34.7	50.0%
21/04/2019 09:00:00 AM	34.6	88	104	45	34.1	49.0%
21/04/2019 10:00:00 AM	33.2	215	253	45	33.5	32.0%
21/04/2019 11:00:00 AM	31.7	379	446	45	32.9	22.2%
21/04/2019 12:00:00 PM	31.2	469	552	45	33.0	19.2%
21/04/2019 01:00:00 PM	32.4	438	515	45	33.3	25.4%
21/04/2019 02:00:00 PM	32.8	339	399	50	33.3	28.8%
21/04/2019 03:00:00 PM	32.8	309	363	40	33.4	27.5%
21/04/2019 04:00:00 PM	32.5	318	374	45	33.0	28.1%
21/04/2019 05:00:00 PM	32.8	309	363	45	33.2	29.2%

21/04/2019 06:00:00 PM	32.5	322	379	45	33.6	25.3%
21/04/2019 07:00:00 PM	32.8	306	360	50	33.5	28.6%
21/04/2019 08:00:00 PM	32.7	269	317	45	33.6	27.4%
21/04/2019 09:00:00 PM	32.0	236	278	50	33.5	22.7%
21/04/2019 10:00:00 PM	31.9	136	160	50	34.1	21.9%
21/04/2019 11:00:00 PM	32.8	111	131	50	34.1	26.7%
22/04/2019 12:00:00 AM	37.5	51	60	50	36.7	40.0%
22/04/2019 01:00:00 AM	35.0	34	40	45	35.2	32.5%
22/04/2019 02:00:00 AM	45.0	21	25	50	40.0	56.0%
22/04/2019 03:00:00 AM	44.0	18	21	50	38.3	85.7%
22/04/2019 04:00:00 AM	45.0	14	16	55	40.0	62.5%
22/04/2019 05:00:00 AM	37.5	13	15	45	35.4	46.7%
22/04/2019 06:00:00 AM	36.7	20	24	50	35.6	54.2%
22/04/2019 07:00:00 AM	36.7	35	41	50	34.9	61.0%
22/04/2019 08:00:00 AM	35.0	76	89	45	34.6	48.3%
22/04/2019 09:00:00 AM	34.1	167	196	45	33.8	41.3%
22/04/2019 10:00:00 AM	32.7	252	297	40	32.9	29.6%
22/04/2019 11:00:00 AM	31.5	348	409	45	33.0	20.5%
22/04/2019 12:00:00 PM	30.8	424	499	40	32.8	17.6%
22/04/2019 01:00:00 PM	31.9	405	476	45	33.2	22.5%
22/04/2019 02:00:00 PM	31.5	378	445	40	32.9	20.9%
22/04/2019 03:00:00 PM	32.3	456	537	50	33.5	24.2%
22/04/2019 04:00:00 PM	31.8	445	524	55	33.5	21.6%
22/04/2019 05:00:00 PM	32.4	434	511	50	33.5	25.0%
22/04/2019 06:00:00 PM	32.3	437	514	50	33.3	24.7%
22/04/2019 07:00:00 PM	32.8	314	370	50	33.4	29.5%
22/04/2019 08:00:00 PM	32.6	275	323	50	33.4	26.9%
22/04/2019 09:00:00 PM	33.2	187	220	50	34.0	29.5%
22/04/2019 10:00:00 PM	33.9	170	200	45	34.2	33.0%
22/04/2019 11:00:00 PM	34.2	92	108	50	34.5	35.2%
23/04/2019 12:00:00 AM	33.8	27	32	40	33.9	34.4%
23/04/2019 01:00:00 AM	40.0	16	19	55	36.3	68.4%
23/04/2019 02:00:00 AM	45.0	6	7	50	37.5	100.0%
23/04/2019 03:00:00 AM	35.0	6	7	45	35.0	57.1%
23/04/2019 04:00:00 AM	35.0	7	8	50	35.0	75.0%
23/04/2019 05:00:00 AM	40.0	12	14	50	36.8	50.0%
23/04/2019 06:00:00 AM	39.4	60	71	60	36.6	70.4%
23/04/2019 07:00:00 AM	34.5	132	155	40	33.6	48.4%
23/04/2019 08:00:00 AM	31.6	378	445	45	33.4	21.1%
23/04/2019 09:00:00 AM	29.5	456	536	45	33.1	8.4%
23/04/2019 10:00:00 AM	29.6	431	507	40	32.8	10.5%
23/04/2019 11:00:00 AM	29.7	439	516	40	32.7	11.6%
23/04/2019 12:00:00 PM	29.2	440	518	40	32.8	6.6%
23/04/2019 01:00:00 PM	29.7	487	573	45	32.9	11.3%
23/04/2019 02:00:00 PM	29.8	410	482	40	32.9	13.1%
23/04/2019 03:00:00 PM	29.4	525	618	40	32.6	7.4%
23/04/2019 04:00:00 PM	29.2	581	683	40	33.0	6.3%
23/04/2019 05:00:00 PM	28.5	622	732	40	32.9	4.9%
23/04/2019 06:00:00 PM	28.6	739	869	45	33.0	4.7%
23/04/2019 07:00:00 PM	30.2	541	637	40	33.1	15.7%

23/04/2019 08:00:00 PM	31.8	362	426	40	32.9	22.5%
23/04/2019 09:00:00 PM	31.4	275	324	45	33.6	19.4%
23/04/2019 10:00:00 PM	32.0	200	235	50	33.3	23.0%
23/04/2019 11:00:00 PM	32.2	110	129	60	34.0	24.0%
24/04/2019 12:00:00 AM	34.7	50	59	45	34.4	40.7%
24/04/2019 01:00:00 AM	35.0	28	33	45	35.4	36.4%
24/04/2019 02:00:00 AM	37.5	15	18	50	38.2	38.9%
24/04/2019 03:00:00 AM	37.5	8	10	45	35.8	60.0%
24/04/2019 04:00:00 AM	35.0	6	7	50	35.0	85.7%
24/04/2019 05:00:00 AM	33.8	20	24	40	32.9	54.2%
24/04/2019 06:00:00 AM	38.3	51	60	50	35.5	61.7%
24/04/2019 07:00:00 AM	34.4	129	152	50	34.2	44.1%
24/04/2019 08:00:00 AM	32.1	354	416	45	33.9	22.1%
24/04/2019 09:00:00 AM	29.5	532	626	40	32.7	9.9%
24/04/2019 10:00:00 AM	29.8	392	461	50	33.1	13.2%
24/04/2019 11:00:00 AM	29.7	390	459	45	33.0	11.3%
24/04/2019 12:00:00 PM	29.7	446	525	45	33.1	12.2%
24/04/2019 01:00:00 PM	29.9	505	594	45	33.0	14.3%
24/04/2019 02:00:00 PM	30.1	391	460	45	33.3	15.2%
24/04/2019 03:00:00 PM	29.6	484	569	45	33.1	10.4%
24/04/2019 04:00:00 PM	29.3	555	653	40	32.9	8.6%
24/04/2019 05:00:00 PM	29.3	683	803	40	33.2	8.3%
24/04/2019 06:00:00 PM	29.3	676	795	40	33.1	8.1%
24/04/2019 07:00:00 PM	29.5	621	731	45	33.0	9.6%
24/04/2019 08:00:00 PM	31.5	365	429	45	33.2	20.3%
24/04/2019 09:00:00 PM	31.4	269	316	50	33.6	19.6%
24/04/2019 10:00:00 PM	32.5	212	250	50	33.4	27.6%
24/04/2019 11:00:00 PM	33.0	131	154	45	34.0	27.9%
25/04/2019 12:00:00 AM	34.3	38	45	50	34.3	42.2%
25/04/2019 01:00:00 AM	33.8	13	15	40	33.5	33.3%
25/04/2019 02:00:00 AM	38.8	19	22	50	36.3	54.5%
25/04/2019 03:00:00 AM	37.5	7	8	40	35.0	50.0%
25/04/2019 04:00:00 AM	38.3	23	27	45	35.5	55.6%
25/04/2019 05:00:00 AM	34.0	23	27	50	34.2	44.4%
25/04/2019 06:00:00 AM	39.2	59	69	50	36.0	59.4%
25/04/2019 07:00:00 AM	34.2	135	159	45	34.1	40.3%
25/04/2019 08:00:00 AM	32.0	357	420	45	33.3	22.6%
25/04/2019 09:00:00 AM	29.3	499	587	40	32.6	9.5%
25/04/2019 10:00:00 AM	29.8	419	493	40	32.8	12.8%
25/04/2019 11:00:00 AM	29.7	409	481	40	33.0	11.4%
25/04/2019 12:00:00 PM	29.9	474	558	45	33.1	13.6%
25/04/2019 01:00:00 PM	29.5	284	334	40	32.8	9.3%
25/04/2019 02:00:00 PM	30.0	320	376	45	33.2	14.6%
25/04/2019 03:00:00 PM	29.5	566	666	40	32.9	9.9%
25/04/2019 04:00:00 PM	29.4	581	683	45	32.8	8.8%
25/04/2019 05:00:00 PM	29.2	696	819	40	32.7	5.9%
25/04/2019 06:00:00 PM	29.3	733	862	40	32.6	7.9%
25/04/2019 07:00:00 PM	31.2	543	639	45	32.8	19.7%
25/04/2019 08:00:00 PM	31.8	457	538	45	33.3	21.9%
25/04/2019 09:00:00 PM	32.2	271	319	45	33.4	23.8%

25/04/2019 10:00:00 PM	31.3	260	306	45	33.1	19.6%
25/04/2019 11:00:00 PM	33.3	164	193	45	33.5	33.2%
26/04/2019 12:00:00 AM	35.6	71	84	55	35.4	50.0%
26/04/2019 01:00:00 AM	34.3	35	41	45	33.3	58.5%
26/04/2019 02:00:00 AM	45.0	13	15	50	38.4	73.3%
26/04/2019 03:00:00 AM	33.3	12	14	40	33.8	28.6%
26/04/2019 04:00:00 AM	45.0	13	15	50	38.1	53.3%
26/04/2019 05:00:00 AM	42.5	14	17	50	38.4	64.7%
26/04/2019 06:00:00 AM	38.6	55	65	50	35.9	63.1%
26/04/2019 07:00:00 AM	35.0	143	168	50	34.3	50.6%
26/04/2019 08:00:00 AM	32.1	385	453	40	33.2	23.6%
26/04/2019 09:00:00 AM	29.9	510	600	40	32.9	13.3%
26/04/2019 10:00:00 AM	31.1	415	488	45	33.0	18.6%
26/04/2019 11:00:00 AM	30.7	425	500	40	33.0	17.2%
26/04/2019 12:00:00 PM	29.7	450	529	45	32.8	11.9%
26/04/2019 01:00:00 PM	29.5	538	633	45	33.1	9.5%
26/04/2019 02:00:00 PM	30.0	462	543	40	32.9	14.4%
26/04/2019 03:00:00 PM	29.6	556	654	40	32.7	9.9%
26/04/2019 04:00:00 PM	29.2	591	695	40	32.7	6.5%
26/04/2019 05:00:00 PM	29.1	663	780	40	32.9	7.2%
26/04/2019 06:00:00 PM	29.5	689	811	40	32.8	9.5%
26/04/2019 07:00:00 PM	29.9	605	712	40	33.0	14.2%
26/04/2019 08:00:00 PM	32.0	390	459	50	33.5	22.4%
26/04/2019 09:00:00 PM	29.9	323	380	45	33.1	14.2%
26/04/2019 10:00:00 PM	31.7	203	239	40	33.1	21.3%
26/04/2019 11:00:00 PM	31.8	184	217	40	33.5	21.2%
27/04/2019 12:00:00 AM	34.1	122	144	50	34.4	35.4%
27/04/2019 01:00:00 AM	36.2	66	78	50	34.8	50.0%
27/04/2019 02:00:00 AM	36.9	42	49	45	34.6	57.1%
27/04/2019 03:00:00 AM	40.0	31	36	50	36.1	61.1%
27/04/2019 04:00:00 AM	40.0	14	16	55	36.9	56.3%
27/04/2019 05:00:00 AM	35.0	10	12	45	35.8	50.0%
27/04/2019 06:00:00 AM	38.3	27	32	45	35.4	59.4%
27/04/2019 07:00:00 AM	36.7	71	84	50	35.4	48.8%
27/04/2019 08:00:00 AM	33.9	125	147	45	33.6	40.8%
27/04/2019 09:00:00 AM	32.3	238	280	45	33.1	25.0%
27/04/2019 10:00:00 AM	30.0	351	413	40	33.0	14.5%
27/04/2019 11:00:00 AM	29.7	473	556	40	32.8	11.9%
27/04/2019 12:00:00 PM	29.4	476	560	40	32.7	7.7%
27/04/2019 01:00:00 PM	29.6	487	573	45	33.1	11.0%
27/04/2019 02:00:00 PM	29.8	524	616	40	32.8	13.0%
27/04/2019 03:00:00 PM	30.5	456	537	40	33.1	16.4%
27/04/2019 04:00:00 PM	31.8	472	555	45	33.1	22.3%
27/04/2019 05:00:00 PM	29.9	522	614	45	33.3	13.7%
27/04/2019 06:00:00 PM	30.6	459	540	50	33.2	16.7%
27/04/2019 07:00:00 PM	32.4	366	430	45	33.2	25.8%
27/04/2019 08:00:00 PM	33.1	261	307	45	33.5	30.6%
27/04/2019 09:00:00 PM	33.0	167	197	50	33.4	31.5%
27/04/2019 10:00:00 PM	32.4	182	214	50	33.7	25.7%
27/04/2019 11:00:00 PM	30.3	354	417	45	33.1	16.1%

28/04/2019 12:00:00 AM	33.3	161	189	45	33.7	30.7%
28/04/2019 01:00:00 AM	32.9	84	99	45	33.3	30.3%
28/04/2019 02:00:00 AM	40.0	48	57	45	35.7	59.6%
28/04/2019 03:00:00 AM	40.8	31	37	50	36.9	64.9%
28/04/2019 04:00:00 AM	39.0	23	27	55	37.9	48.1%
28/04/2019 05:00:00 AM	40.0	16	19	50	37.5	52.6%
28/04/2019 06:00:00 AM	39.0	24	28	45	35.4	67.9%
28/04/2019 07:00:00 AM	39.3	34	40	50	36.5	60.0%
28/04/2019 08:00:00 AM	36.1	42	49	40	33.9	65.3%
28/04/2019 09:00:00 AM	32.8	148	174	45	33.9	25.9%
28/04/2019 10:00:00 AM	32.5	211	248	45	33.4	25.8%
28/04/2019 11:00:00 AM	31.9	319	375	45	33.1	22.7%
28/04/2019 12:00:00 PM	30.3	394	464	40	32.9	15.9%
28/04/2019 01:00:00 PM	30.0	462	543	40	32.8	14.4%
28/04/2019 02:00:00 PM	31.5	428	504	65	33.5	20.2%
28/04/2019 03:00:00 PM	32.3	458	539	50	32.9	26.0%
28/04/2019 04:00:00 PM	31.6	450	529	45	33.4	20.2%
28/04/2019 05:00:00 PM	31.7	475	559	45	33.0	21.8%
28/04/2019 06:00:00 PM	32.7	365	429	50	33.1	29.1%
28/04/2019 07:00:00 PM	33.0	258	304	45	33.3	31.6%
28/04/2019 08:00:00 PM	33.2	275	323	45	33.4	31.9%
28/04/2019 09:00:00 PM	32.2	163	192	45	33.9	22.4%
28/04/2019 10:00:00 PM	33.5	122	144	65	35.2	32.6%
28/04/2019 11:00:00 PM	32.9	88	104	60	34.8	26.9%
29/04/2019 12:00:00 AM	34.3	45	53	45	34.4	39.6%
29/04/2019 01:00:00 AM	38.3	30	35	55	35.7	62.9%
29/04/2019 02:00:00 AM	38.3	20	23	50	35.6	56.5%
29/04/2019 03:00:00 AM	40.0	7	8	55	37.5	75.0%
29/04/2019 04:00:00 AM	40.0	7	8	45	34.6	87.5%
29/04/2019 05:00:00 AM	38.3	20	24	45	36.3	54.2%
29/04/2019 06:00:00 AM	35.6	69	81	55	34.7	58.0%
29/04/2019 07:00:00 AM	35.6	128	151	50	35.1	44.4%
29/04/2019 08:00:00 AM	31.8	379	446	40	32.9	22.6%
29/04/2019 09:00:00 AM	29.8	495	582	40	32.9	12.4%
29/04/2019 10:00:00 AM	30.2	366	430	45	33.3	15.3%
29/04/2019 11:00:00 AM	29.6	396	466	50	33.7	10.5%
29/04/2019 12:00:00 PM	29.5	396	466	40	32.9	8.8%
29/04/2019 01:00:00 PM	29.6	447	526	45	33.0	10.1%
29/04/2019 02:00:00 PM	29.8	450	529	40	33.0	12.9%
29/04/2019 03:00:00 PM	29.4	517	608	40	33.1	7.7%
29/04/2019 04:00:00 PM	29.4	507	596	55	33.1	8.9%
29/04/2019 05:00:00 PM	29.0	690	812	40	32.9	6.7%
29/04/2019 06:00:00 PM	29.2	744	875	40	32.7	6.9%
29/04/2019 07:00:00 PM	29.8	568	668	50	33.1	13.0%
29/04/2019 08:00:00 PM	32.5	369	434	45	33.4	25.8%
29/04/2019 09:00:00 PM	31.8	279	328	55	33.8	21.3%
29/04/2019 10:00:00 PM	32.6	190	223	70	34.9	23.8%
29/04/2019 11:00:00 PM	33.2	129	152	50	34.1	29.6%
30/04/2019 12:00:00 AM	34.5	52	61	50	34.1	47.5%
30/04/2019 01:00:00 AM	33.8	24	28	45	35.4	25.0%

30/04/2019 02:00:00 AM	40.0	12	14	50	36.0	71.4%
30/04/2019 03:00:00 AM	40.0	9	11	45	36.1	63.6%
30/04/2019 04:00:00 AM	40.0	12	14	55	39.6	50.0%
30/04/2019 05:00:00 AM	35.0	14	17	50	34.6	70.6%
30/04/2019 06:00:00 AM	38.7	60	71	50	35.8	67.6%
30/04/2019 07:00:00 AM	34.2	151	178	45	33.8	42.7%
30/04/2019 08:00:00 AM	31.5	371	436	50	33.2	20.2%
30/04/2019 09:00:00 AM	29.4	554	652	50	32.9	8.7%
30/04/2019 10:00:00 AM	29.7	396	466	35	32.5	11.2%
30/04/2019 11:00:00 AM	29.5	444	522	40	33.1	9.4%
30/04/2019 12:00:00 PM	29.7	422	496	45	33.2	11.3%
30/04/2019 01:00:00 PM	29.7	451	531	40	33.2	11.5%
30/04/2019 02:00:00 PM	29.9	453	533	40	32.8	13.5%
30/04/2019 03:00:00 PM	29.6	500	588	40	32.7	10.5%
30/04/2019 04:00:00 PM	29.3	528	621	45	33.2	7.4%
30/04/2019 05:00:00 PM	29.1	620	729	40	32.9	7.0%
30/04/2019 06:00:00 PM	28.7	738	868	35	32.5	4.0%
30/04/2019 07:00:00 PM	30.1	579	681	45	33.3	15.1%
30/04/2019 08:00:00 PM	32.1	385	453	50	33.3	23.8%
30/04/2019 09:00:00 PM	30.2	274	322	40	32.8	15.5%
30/04/2019 10:00:00 PM	32.0	240	282	50	33.9	22.0%
30/04/2019 11:00:00 PM	33.1	180	212	70	34.1	30.2%
01/05/2019 12:00:00 AM	34.3	57	67	55	34.8	41.8%
01/05/2019 01:00:00 AM	35.0	20	24	45	36.1	29.2%
01/05/2019 02:00:00 AM	40.0	14	17	45	37.5	47.1%
01/05/2019 03:00:00 AM	35.0	7	8	40	35.0	25.0%
01/05/2019 04:00:00 AM	35.0	8	10	45	35.0	60.0%
01/05/2019 05:00:00 AM	40.0	18	21	50	35.7	66.7%
01/05/2019 06:00:00 AM	39.3	48	57	50	35.8	66.7%
01/05/2019 07:00:00 AM	34.8	131	154	50	34.8	46.1%
01/05/2019 08:00:00 AM	30.4	410	482	45	33.3	16.0%
01/05/2019 09:00:00 AM	29.6	471	554	40	32.9	10.3%
01/05/2019 10:00:00 AM	29.8	411	484	50	33.0	12.0%
01/05/2019 11:00:00 AM	30.4	381	448	40	32.7	16.3%
01/05/2019 12:00:00 PM	29.4	367	432	45	33.2	7.9%
01/05/2019 01:00:00 PM	30.0	395	465	40	33.2	14.8%
01/05/2019 02:00:00 PM	29.9	411	483	45	33.1	14.1%
01/05/2019 03:00:00 PM	29.7	530	624	40	33.0	11.1%
01/05/2019 04:00:00 PM	29.5	553	651	45	33.1	9.5%
01/05/2019 05:00:00 PM	29.2	694	817	40	33.3	7.7%
01/05/2019 06:00:00 PM	28.8	749	881	45	33.4	4.9%
01/05/2019 07:00:00 PM	29.7	599	705	45	33.0	10.9%
01/05/2019 08:00:00 PM	31.9	403	474	50	33.2	22.6%
01/05/2019 09:00:00 PM	30.1	298	351	50	33.4	15.4%
01/05/2019 10:00:00 PM	31.6	196	230	65	33.5	20.9%
01/05/2019 11:00:00 PM	33.3	182	214	45	34.0	30.8%
02/05/2019 12:00:00 AM	33.1	67	79	50	34.5	27.8%
02/05/2019 01:00:00 AM	35.0	23	27	45	34.8	40.7%
02/05/2019 02:00:00 AM	36.7	8	10	40	34.2	90.0%
02/05/2019 03:00:00 AM	40.0	12	14	50	36.6	78.6%



02/05/2019 04:00:00 AM	40.0	7	8	50	37.5	62.5%
02/05/2019 05:00:00 AM	38.0	19	22	50	35.4	63.6%
02/05/2019 06:00:00 AM	37.2	60	71	50	35.2	59.2%
02/05/2019 07:00:00 AM	33.1	138	162	45	34.1	27.8%
02/05/2019 08:00:00 AM	30.1	357	420	45	33.4	15.2%
02/05/2019 09:00:00 AM	29.5	522	614	40	32.7	9.1%
02/05/2019 10:00:00 AM	29.8	377	443	45	33.0	12.4%
02/05/2019 11:00:00 AM	29.7	457	538	45	32.7	11.9%
02/05/2019 12:00:00 PM	29.4	471	554	40	32.7	8.7%
02/05/2019 01:00:00 PM	29.4	479	564	45	32.9	9.2%
02/05/2019 02:00:00 PM	30.0	438	515	55	33.4	15.0%
02/05/2019 03:00:00 PM	29.5	493	580	60	33.3	10.0%
02/05/2019 04:00:00 PM	29.1	596	701	40	32.9	5.6%
02/05/2019 05:00:00 PM	29.3	669	787	45	32.8	7.5%
02/05/2019 06:00:00 PM	28.2	756	890	40	33.3	2.8%
02/05/2019 07:00:00 PM	29.4	598	703	40	33.0	8.7%
02/05/2019 08:00:00 PM	30.4	510	600	45	33.1	16.2%
02/05/2019 09:00:00 PM	32.6	313	368	45	33.3	26.6%
02/05/2019 10:00:00 PM	31.4	225	265	65	34.9	19.2%
02/05/2019 11:00:00 PM	33.1	184	216	45	33.1	32.9%
03/05/2019 12:00:00 AM	33.8	64	75	50	33.9	38.7%
03/05/2019 01:00:00 AM	38.8	35	41	55	36.4	56.1%
03/05/2019 02:00:00 AM	40.0	18	21	55	37.5	57.1%
03/05/2019 03:00:00 AM	30.0	5	6	40	37.5	16.7%
03/05/2019 04:00:00 AM	37.5	8	9	40	33.9	77.8%
03/05/2019 05:00:00 AM	40.0	12	14	60	38.0	78.6%
03/05/2019 06:00:00 AM	39.2	54	64	55	36.8	56.3%
03/05/2019 07:00:00 AM	34.4	141	166	55	34.7	42.8%
03/05/2019 08:00:00 AM	32.4	331	389	45	33.3	24.9%
03/05/2019 09:00:00 AM	29.8	513	603	45	32.8	12.3%
03/05/2019 10:00:00 AM	30.7	402	473	40	32.6	17.3%
03/05/2019 11:00:00 AM	29.8	418	492	55	33.1	12.6%
03/05/2019 12:00:00 PM	29.3	444	522	40	32.8	7.3%
03/05/2019 01:00:00 PM	29.4	506	595	40	32.9	9.1%
03/05/2019 02:00:00 PM	29.7	535	629	45	33.1	11.4%
03/05/2019 03:00:00 PM	29.3	548	645	40	32.9	7.6%
03/05/2019 04:00:00 PM	28.4	606	713	40	33.0	4.6%
03/05/2019 05:00:00 PM	27.3	700	823	40	33.1	2.1%
03/05/2019 06:00:00 PM	28.0	702	826	40	33.0	2.5%
03/05/2019 07:00:00 PM	29.3	604	711	45	33.3	8.4%
03/05/2019 08:00:00 PM	30.9	415	488	40	32.7	18.0%
03/05/2019 09:00:00 PM	29.7	337	397	45	33.1	12.3%
03/05/2019 10:00:00 PM	28.9	265	312	40	32.8	6.1%
03/05/2019 11:00:00 PM	29.7	230	271	45	33.1	12.5%
04/05/2019 12:00:00 AM	31.8	94	111	50	34.2	21.6%
04/05/2019 01:00:00 AM	34.7	51	60	50	34.5	45.0%
04/05/2019 02:00:00 AM	37.1	26	31	45	35.0	58.1%
04/05/2019 03:00:00 AM	38.0	21	25	50	36.7	52.0%
04/05/2019 04:00:00 AM	33.0	15	18	40	33.3	33.3%
04/05/2019 05:00:00 AM	45.0	18	21	55	39.3	66.7%

04/05/2019 06:00:00 AM	34.6	55	65	50	35.7	33.8%
04/05/2019 07:00:00 AM	36.5	48	57	50	35.7	43.9%
04/05/2019 08:00:00 AM	34.0	111	131	50	33.8	42.0%
04/05/2019 09:00:00 AM	32.4	212	249	40	33.2	25.3%
04/05/2019 10:00:00 AM	29.9	407	479	40	32.8	14.2%
04/05/2019 11:00:00 AM	29.4	477	561	40	32.6	9.3%
04/05/2019 12:00:00 PM	29.5	502	591	40	32.8	10.0%
04/05/2019 01:00:00 PM	29.9	510	600	45	33.0	13.5%
04/05/2019 02:00:00 PM	29.8	520	612	55	33.1	13.2%
04/05/2019 03:00:00 PM	30.0	490	577	40	32.9	14.7%
04/05/2019 04:00:00 PM	30.6	479	563	45	33.1	16.7%
04/05/2019 05:00:00 PM	30.2	519	611	40	32.9	15.5%
04/05/2019 06:00:00 PM	31.1	479	564	45	33.1	18.6%
04/05/2019 07:00:00 PM	31.7	389	458	45	33.3	21.4%
04/05/2019 08:00:00 PM	32.6	323	380	55	33.4	27.4%
04/05/2019 09:00:00 PM	31.9	213	251	45	33.6	21.5%
04/05/2019 10:00:00 PM	31.7	166	195	40	32.6	22.6%
04/05/2019 11:00:00 PM	29.9	187	220	45	33.2	13.6%
05/05/2019 12:00:00 AM	33.3	111	131	50	34.7	27.5%
05/05/2019 01:00:00 AM	36.7	57	67	60	36.2	40.3%
05/05/2019 02:00:00 AM	38.3	42	49	55	36.9	49.0%
05/05/2019 03:00:00 AM	45.0	23	27	50	38.9	66.7%
05/05/2019 04:00:00 AM	43.0	21	25	50	38.4	64.0%
05/05/2019 05:00:00 AM	40.0	11	13	45	36.5	76.9%
05/05/2019 06:00:00 AM	42.5	12	14	50	38.0	71.4%
05/05/2019 07:00:00 AM	34.7	38	45	50	34.9	46.7%
05/05/2019 08:00:00 AM	34.5	77	91	45	34.5	36.3%
05/05/2019 09:00:00 AM	33.5	167	196	45	33.7	33.2%
05/05/2019 10:00:00 AM	33.1	250	294	50	33.3	32.7%
05/05/2019 11:00:00 AM	31.1	421	495	45	33.2	18.6%
05/05/2019 12:00:00 PM	30.9	458	539	40	32.9	17.8%
05/05/2019 01:00:00 PM	31.4	440	518	45	33.1	19.9%
05/05/2019 02:00:00 PM	30.8	407	479	55	33.3	17.5%
05/05/2019 03:00:00 PM	29.9	413	486	40	32.9	14.2%
05/05/2019 04:00:00 PM	30.6	422	496	50	33.4	16.7%
05/05/2019 05:00:00 PM	31.3	439	517	45	33.2	19.5%
05/05/2019 06:00:00 PM	32.7	358	421	50	33.3	28.5%
05/05/2019 07:00:00 PM	33.0	319	375	55	33.2	31.7%
05/05/2019 08:00:00 PM	31.6	303	357	40	33.0	21.3%
05/05/2019 09:00:00 PM	31.7	181	213	50	34.1	20.7%
05/05/2019 10:00:00 PM	33.3	169	199	55	34.3	30.2%
05/05/2019 11:00:00 PM	33.2	122	144	45	34.1	27.8%
06/05/2019 12:00:00 AM	35.0	68	80	50	35.1	38.8%
06/05/2019 01:00:00 AM	36.0	35	41	50	35.3	48.8%
06/05/2019 02:00:00 AM	40.0	22	26	45	36.6	65.4%
06/05/2019 03:00:00 AM	40.0	8	9	50	36.1	77.8%
06/05/2019 04:00:00 AM	45.0	8	10	55	39.7	90.0%
06/05/2019 05:00:00 AM	40.0	10	12	55	40.8	50.0%
06/05/2019 06:00:00 AM	38.3	22	26	45	35.1	73.1%
06/05/2019 07:00:00 AM	38.3	35	41	45	35.9	53.7%

06/05/2019 08:00:00 AM	33.9	95	112	50	33.8	41.1%
06/05/2019 09:00:00 AM	33.3	142	167	50	34.3	29.3%
06/05/2019 10:00:00 AM	32.6	250	294	45	33.0	28.6%
06/05/2019 11:00:00 AM	30.0	337	397	40	32.9	14.9%
06/05/2019 12:00:00 PM	29.8	419	493	40	32.8	12.6%
06/05/2019 01:00:00 PM	29.8	427	502	40	33.2	12.5%
06/05/2019 02:00:00 PM	29.9	423	498	40	33.0	13.9%
06/05/2019 03:00:00 PM	29.9	447	526	55	33.0	14.1%
06/05/2019 04:00:00 PM	30.8	424	499	45	33.1	17.4%
06/05/2019 05:00:00 PM	30.0	448	527	45	33.1	14.8%
06/05/2019 06:00:00 PM	31.2	462	543	50	33.2	19.2%
06/05/2019 07:00:00 PM	32.0	348	410	50	33.5	22.9%
06/05/2019 08:00:00 PM	33.4	198	233	45	33.6	33.9%
06/05/2019 09:00:00 PM	33.3	160	188	50	34.1	32.4%
06/05/2019 10:00:00 PM	33.1	132	155	40	33.8	27.1%
06/05/2019 11:00:00 PM	33.7	99	116	50	35.4	29.3%
07/05/2019 12:00:00 AM	34.7	49	58	50	34.7	46.6%
07/05/2019 01:00:00 AM	38.8	21	25	50	37.5	44.0%
07/05/2019 02:00:00 AM	40.0	13	15	50	35.4	80.0%
07/05/2019 03:00:00 AM	35.0	5	6	40	34.2	50.0%
07/05/2019 04:00:00 AM	33.3	4	5	35	32.5	60.0%
07/05/2019 05:00:00 AM	35.0	19	22	50	35.5	45.5%
07/05/2019 06:00:00 AM	38.5	60	70	55	35.6	71.4%
07/05/2019 07:00:00 AM	34.4	144	169	50	34.7	37.3%
07/05/2019 08:00:00 AM	30.9	412	485	45	33.1	17.9%
07/05/2019 09:00:00 AM	29.5	487	573	50	33.1	9.8%
07/05/2019 10:00:00 AM	29.7	438	515	45	32.8	11.5%
07/05/2019 11:00:00 AM	29.7	411	484	40	32.8	11.8%
07/05/2019 12:00:00 PM	30.3	429	505	40	32.7	15.8%
07/05/2019 01:00:00 PM	29.9	453	533	40	32.7	14.3%
07/05/2019 02:00:00 PM	29.4	501	589	45	33.2	9.0%
07/05/2019 03:00:00 PM	29.2	518	610	40	32.7	6.7%
07/05/2019 04:00:00 PM	28.9	567	667	45	33.5	6.3%
07/05/2019 05:00:00 PM	28.9	715	841	40	32.7	5.8%
07/05/2019 06:00:00 PM	29.0	725	853	40	32.6	6.0%
07/05/2019 07:00:00 PM	29.5	570	671	50	33.1	10.7%
07/05/2019 08:00:00 PM	31.4	339	399	40	33.0	20.1%
07/05/2019 09:00:00 PM	32.0	291	342	40	32.9	23.7%
07/05/2019 10:00:00 PM	31.5	186	219	50	34.0	19.6%
07/05/2019 11:00:00 PM	31.8	142	167	50	33.8	21.6%
08/05/2019 12:00:00 AM	37.1	35	41	45	36.4	34.1%
08/05/2019 01:00:00 AM	37.9	20	24	45	35.3	66.7%
08/05/2019 02:00:00 AM	40.0	8	10	65	38.8	80.0%
08/05/2019 03:00:00 AM	40.0	11	13	55	36.9	69.2%
08/05/2019 04:00:00 AM	45.0	5	6	50	39.5	83.3%
08/05/2019 05:00:00 AM	38.3	13	15	45	35.6	53.3%
08/05/2019 06:00:00 AM	37.7	58	68	50	35.2	61.8%
08/05/2019 07:00:00 AM	34.5	143	168	45	34.1	44.0%
08/05/2019 08:00:00 AM	30.2	342	402	45	33.2	15.4%
08/05/2019 09:00:00 AM	29.3	499	587	40	32.7	7.8%

08/05/2019 10:00:00 AM	29.7	449	528	40	32.7	11.0%
08/05/2019 11:00:00 AM	29.8	386	454	40	33.1	12.3%
08/05/2019 12:00:00 PM	29.6	423	498	45	33.0	11.0%
08/05/2019 01:00:00 PM	29.9	403	474	45	33.1	14.3%
08/05/2019 02:00:00 PM	29.3	418	492	40	33.0	8.5%
08/05/2019 03:00:00 PM	29.6	470	553	45	33.1	10.5%
08/05/2019 04:00:00 PM	28.7	457	538	40	33.1	6.1%
08/05/2019 05:00:00 PM	29.0	628	739	40	33.0	6.2%
08/05/2019 06:00:00 PM	28.9	678	798	40	32.9	4.4%
08/05/2019 07:00:00 PM	29.8	568	668	40	32.9	12.3%
08/05/2019 08:00:00 PM	31.4	294	346	45	33.9	19.1%
08/05/2019 09:00:00 PM	31.8	230	271	40	33.1	22.1%
08/05/2019 10:00:00 PM	32.0	193	227	40	33.2	22.9%
08/05/2019 11:00:00 PM	32.4	162	191	50	33.4	26.2%
09/05/2019 12:00:00 AM	34.6	61	72	60	35.9	47.2%
09/05/2019 01:00:00 AM	35.0	30	35	45	34.4	60.0%
09/05/2019 02:00:00 AM	36.7	16	19	45	35.0	52.6%
09/05/2019 03:00:00 AM	36.7	9	11	40	34.4	72.7%
09/05/2019 04:00:00 AM	45.0	8	9	50	37.5	77.8%
09/05/2019 05:00:00 AM	39.4	22	26	45	36.6	65.4%
09/05/2019 06:00:00 AM	37.7	51	60	50	35.5	61.7%
09/05/2019 07:00:00 AM	34.8	133	157	55	34.9	43.3%
09/05/2019 08:00:00 AM	31.7	362	426	50	33.2	21.4%
09/05/2019 09:00:00 AM	29.8	534	628	40	33.0	13.1%
09/05/2019 10:00:00 AM	29.8	392	461	45	32.9	12.4%
09/05/2019 11:00:00 AM	29.7	355	418	40	32.7	12.0%
09/05/2019 12:00:00 PM	29.7	227	267	40	33.0	11.6%
09/05/2019 01:00:00 PM	29.4	403	474	45	33.4	9.3%
09/05/2019 02:00:00 PM	0.0	0	0	0	0.0	0.0%

Day/Time Ending	85th pctl (mph)	85th pctl cnts	Total Cnts	Max Speed	Avg Speeder	% Speeders
18/04/2019 12:00:00 AM	29.7	4023	4733	60	33.3	12.1%
19/04/2019 12:00:00 AM	29.9	7822	9202	65	33.4	14.1%
20/04/2019 12:00:00 AM	32.2	5853	6886	70	33.7	23.5%
21/04/2019 12:00:00 AM	31.9	6160	7247	60	33.5	22.3%
22/04/2019 12:00:00 AM	32.8	4533	5333	55	33.7	28.1%
23/04/2019 12:00:00 AM	32.6	5042	5932	55	33.7	26.3%
24/04/2019 12:00:00 AM	29.8	7284	8570	60	33.4	13.0%
25/04/2019 12:00:00 AM	29.9	7302	8590	50	33.4	14.3%
26/04/2019 12:00:00 AM	30.0	7382	8685	55	33.3	15.1%
27/04/2019 12:00:00 AM	30.1	7796	9172	50	33.4	15.2%
28/04/2019 12:00:00 AM	31.3	6334	7452	55	33.4	19.3%
29/04/2019 12:00:00 AM	32.4	4964	5840	65	33.6	25.1%
30/04/2019 12:00:00 AM	30.0	7252	8532	70	33.6	14.5%
01/05/2019 12:00:00 AM	29.9	7473	8792	70	33.4	13.8%
02/05/2019 12:00:00 AM	29.9	7365	8665	65	33.5	13.8%
03/05/2019 12:00:00 AM	29.8	7775	9147	65	33.4	12.5%
04/05/2019 12:00:00 AM	29.6	7923	9321	60	33.4	11.1%
05/05/2019 12:00:00 AM	30.9	6332	7450	55	33.4	17.8%
06/05/2019 12:00:00 AM	32.2	5219	6140	60	33.7	23.4%
07/05/2019 12:00:00 AM	31.6	5001	5883	55	33.7	20.6%
08/05/2019 12:00:00 AM	29.8	7485	8806	55	33.3	12.8%
09/05/2019 12:00:00 AM	29.8	6921	8142	65	33.5	13.1%
09/05/2019 01:59:59 PM	30.9	2542	2991	55	33.8	17.5%

Incoming Direction Weekly Counts  
The Street Dentist

from Wed-Apr-17-2019-02-00-PM to Thu-May-09-2019-01-59-PM

	15/04/2019	to	21/04/2019							
	Monday	Tuesday	Wednesday	Thursday	Friday	Saturday	Sunday	Week	Weekend	Week Day 85%
Hour	15/04/2019	16/04/2019	17/04/2019	18/04/2019	19/04/2019	20/04/2019	21/04/2019	Day Avg	Avg	Avg Speed
0 - 1	*	*	*	23	39	61	74	31	67.5	37.75
1 - 2	*	*	*	18	22	52	40	20	46	39.5
2 - 3	*	*	*	8	14	12	22	11	17	41.65
3 - 4	*	*	*	12	20	20	16	16	18	44.4
4 - 5	*	*	*	19	16	20	18	17.5	19	39.15
5 - 6	*	*	*	63	20	36	19	41.5	27.5	39.1
6 - 7	*	*	*	162	50	49	32	106	40.5	36.65
7 - 8	*	*	*	363	161	123	58	262	90.5	34.1
8 - 9	*	*	*	469	212	277	104	340.5	190.5	32.65
9 - 10	*	*	*	532	344	461	253	438	357	31.2
10 - 11	*	*	*	539	429	508	446	484	477	30.85
11 - 12	*	*	*	586	541	583	552	563.5	567.5	29.85
12 - 13	*	*	*	667	544	559	515	605.5	537	29.55
13 - 14	*	*	*	555	477	534	399	516	466.5	30.9
14 - 15	*	*	455	632	568	577	363	551.67	470	30.87
15 - 16	*	*	644	669	548	506	374	620.33	440	30.13
16 - 17	*	*	785	789	529	605	363	701	484	30.3
17 - 18	*	*	820	857	535	576	379	737.33	477.5	29.8
18 - 19	*	*	666	690	412	439	360	589.33	399.5	30.47
19 - 20	*	*	490	519	365	447	317	458	382	31.07
20 - 21	*	*	336	403	211	315	278	316.67	296.5	32.07
21 - 22	*	*	274	278	191	202	160	247.67	181	31.5
22 - 23	*	*	178	253	465	161	131	298.67	146	31.17
23 - 24	*	*	85	96	173	124	60	118	92	34
Totals	0	0	4733	9202	6886	7247	5333			
% of Total	0%	0%	14.17%	27.55%	20.62%	21.7%	15.97%			

Incoming Direction Weekly Counts  
The Street Dentist

from Wed-Apr-17-2019-02-00-PM to Thu-May-09-2019-01-59-PM

	22/04/2019	to	28/04/2019							
	Monday	Tuesday	Wednesday	Thursday	Friday	Saturday	Sunday	Week	Weekend	Week Day 85%
Hour	22/04/2019	23/04/2019	24/04/2019	25/04/2019	26/04/2019	27/04/2019	28/04/2019	Day Avg	Avg	Avg Speed
0 - 1	40	19	33	15	41	78	99	29.6	88.5	35.62
1 - 2	25	7	18	22	15	49	57	17.4	53	42.26
2 - 3	21	7	10	8	14	36	37	12	36.5	37.46
3 - 4	16	8	7	27	15	16	27	14.6	21.5	39.66
4 - 5	15	14	24	27	17	12	19	19.4	15.5	37.56
5 - 6	24	71	60	69	65	32	28	57.8	30	38.44
6 - 7	41	155	152	159	168	84	40	135	62	34.96
7 - 8	89	445	416	420	453	147	49	364.6	98	32.56
8 - 9	196	536	626	587	600	280	174	509	227	30.46
9 - 10	297	507	461	493	488	413	248	449.2	330.5	30.6
10 - 11	409	516	459	481	500	556	375	473	465.5	30.26
11 - 12	499	518	525	558	529	560	464	525.8	512	29.86
12 - 13	476	573	594	334	633	573	543	522	558	30.1
13 - 14	445	482	460	376	543	616	504	461.2	560	30.28
14 - 15	537	618	569	666	654	537	539	608.8	538	30.08
15 - 16	524	683	653	683	695	555	529	647.6	542	29.78
16 - 17	511	732	803	819	780	614	559	729	586.5	29.7
17 - 18	514	869	795	862	811	540	429	770.2	484.5	29.8
18 - 19	370	637	731	639	712	430	304	617.8	367	30.72
19 - 20	323	426	429	538	459	307	323	435	315	31.94
20 - 21	220	324	316	319	380	197	192	311.8	194.5	31.62
21 - 22	200	235	250	306	239	214	144	246	179	32.28
22 - 23	108	129	154	193	217	417	104	160.2	260.5	32.9
23 - 24	32	59	45	84	144	189	53	72.8	121	34.5
Totals	5932	8570	8590	8685	9172	7452	5840			
% of Total	10.94%	15.8%	15.84%	16.01%	16.91%	13.74%	10.77%			

Incoming Direction Weekly Counts  
The Street Dentist

from Wed-Apr-17-2019-02-00-PM to Thu-May-09-2019-01-59-PM

	29/04/2019	to	05/05/2019							
	Monday	Tuesday	Wednesday	Thursday	Friday	Saturday	Sunday	Week	Weekend	Week Day 85%
Hour	29/04/2019	30/04/2019	01/05/2019	02/05/2019	03/05/2019	04/05/2019	05/05/2019	Day Avg	Avg	Avg Speed
0 - 1	35	28	24	27	41	60	67	31	63.5	36.18
1 - 2	23	14	17	10	21	31	49	17	40	39
2 - 3	8	11	8	14	6	25	27	9.4	26	37
3 - 4	8	14	10	8	9	18	25	9.8	21.5	38.5
4 - 5	24	17	21	22	14	21	13	19.6	17	38.26
5 - 6	81	71	57	71	64	65	14	68.8	39.5	38
6 - 7	151	178	154	162	166	57	45	162.2	51	34.42
7 - 8	446	436	482	420	389	131	91	434.6	111	31.24
8 - 9	582	652	554	614	603	249	196	601	222.5	29.62
9 - 10	430	466	484	443	473	479	294	459.2	386.5	30.04
10 - 11	466	522	448	538	492	561	495	493.2	528	29.8
11 - 12	466	496	432	554	522	591	539	494	565	29.46
12 - 13	526	531	465	564	595	600	518	536.2	559	29.62
13 - 14	529	533	483	515	629	612	479	537.8	545.5	29.86
14 - 15	608	588	624	580	645	577	486	609	531.5	29.5
15 - 16	596	621	651	701	713	563	496	656.4	529.5	29.14
16 - 17	812	729	817	787	823	611	517	793.6	564	28.78
17 - 18	875	868	881	890	826	564	421	868	492.5	28.58
18 - 19	668	681	705	703	711	458	375	693.6	416.5	29.66
19 - 20	434	453	474	600	488	380	357	489.8	368.5	31.56
20 - 21	328	322	351	368	397	251	213	353.2	232	30.88
21 - 22	223	282	230	265	312	195	199	262.4	197	31.3
22 - 23	152	212	214	216	271	220	144	213	182	32.48
23 - 24	61	67	79	75	111	131	80	78.6	105.5	33.5
Totals	8532	8792	8665	9147	9321	7450	6140			
% of Total	14.7%	15.15%	14.93%	15.76%	16.06%	12.83%	10.58%			



Incoming Direction Weekly Counts  
The Street Dentist

from Wed-Apr-17-2019-02-00-PM to Thu-May-09-2019-01-59-PM

	06/05/2019	to	12/05/2019							
	Monday	Tuesday	Wednesday	Thursday	Friday	Saturday	Sunday	Week	Weekend	Week Day 85%
Hour	06/05/2019	07/05/2019	08/05/2019	09/05/2019	10/05/2019	11/05/2019	12/05/2019	Day Avg	Avg	Avg Speed
0 - 1	41	25	24	35	*	*	*	31.25	0	36.92
1 - 2	26	15	10	19	*	*	*	17.5	0	39.17
2 - 3	9	6	13	11	*	*	*	9.75	0	37.92
3 - 4	10	5	6	9	*	*	*	7.5	0	42.08
4 - 5	12	22	15	26	*	*	*	18.75	0	38.17
5 - 6	26	70	68	60	*	*	*	56	0	38.05
6 - 7	41	169	168	157	*	*	*	133.75	0	35.5
7 - 8	112	485	402	426	*	*	*	356.25	0	31.68
8 - 9	167	573	587	628	*	*	*	488.75	0	30.48
9 - 10	294	515	528	461	*	*	*	449.5	0	30.45
10 - 11	397	484	454	418	*	*	*	438.25	0	29.8
11 - 12	493	505	498	267	*	*	*	440.75	0	29.85
12 - 13	502	533	474	474	*	*	*	495.75	0	29.75
13 - 14	498	589	492	0	*	*	*	394.75	0	29.53
14 - 15	526	610	553	*	*	*	*	563	0	29.57
15 - 16	499	667	538	*	*	*	*	568	0	29.47
16 - 17	527	841	739	*	*	*	*	702.33	0	29.3
17 - 18	543	853	798	*	*	*	*	731.33	0	29.7
18 - 19	410	671	668	*	*	*	*	583	0	30.43
19 - 20	233	399	346	*	*	*	*	326	0	32.07
20 - 21	188	342	271	*	*	*	*	267	0	32.37
21 - 22	155	219	227	*	*	*	*	200.33	0	32.2
22 - 23	116	167	191	*	*	*	*	158	0	32.63
23 - 24	58	41	72	*	*	*	*	57	0	35.47
Totals	5883	8806	8142	2991	0	0	0			
% of Total	22.78%	34.1%	31.53%	11.58%	0%	0%	0%			

Incoming Direction Monthly Counts  
The Street Dentist

from Wed-Apr-17-2019-02-00-PM to Thu-May-09-2019-01-59-PM

Hour	Apr 2019							Week Day Avg	Weekend Avg	Week Day 85% Avg Speed
	Monday	Tuesday	Wednesday	Thursday	Friday	Saturday	Sunday			
0 - 1	75	47	33	38	80	139	173	54.6	156	35.6
1 - 2	48	21	18	40	37	101	97	32.8	99	40.34
2 - 3	29	18	10	16	28	48	59	20.2	53.5	39.96
3 - 4	24	22	7	39	35	36	43	25.4	39.5	40.56
4 - 5	39	31	24	46	33	32	37	34.6	34.5	37.4
5 - 6	105	142	60	132	85	68	47	104.8	57.5	38.16
6 - 7	192	333	152	321	218	133	72	243.2	102.5	34.88
7 - 8	535	881	416	783	614	270	107	645.8	188.5	32.38
8 - 9	778	1188	626	1056	812	557	278	892	417.5	30.34
9 - 10	727	973	461	1025	832	874	501	803.6	687.5	30.52
10 - 11	875	1038	459	1020	929	1064	821	864.2	942.5	30.1
11 - 12	965	1014	525	1144	1070	1143	1016	943.6	1079.5	29.74
12 - 13	1002	1104	594	1001	1177	1132	1058	975.6	1095	29.8
13 - 14	974	1015	460	931	1020	1150	903	880	1026.5	30.28
14 - 15	1145	1206	1024	1298	1222	1114	902	1179	1008	29.92
15 - 16	1120	1304	1297	1352	1243	1061	903	1263.2	982	29.56
16 - 17	1323	1461	1588	1608	1309	1219	922	1457.8	1070.5	29.44
17 - 18	1389	1737	1615	1719	1346	1116	808	1561.2	962	29.32
18 - 19	1038	1318	1397	1329	1124	869	664	1241.2	766.5	30.34
19 - 20	757	879	919	1057	824	754	640	887.2	697	31.76
20 - 21	548	646	652	722	591	512	470	631.8	491	31.6
21 - 22	423	517	524	584	430	416	304	495.6	360	32.1
22 - 23	260	341	332	446	682	578	235	412.2	406.5	32.34
23 - 24	93	126	130	180	317	313	113	169.2	213	34.3
Totals	14464	17362	13323	17887	16058	14699	11173			
% of Total	13.78%	16.54%	12.69%	17.04%	15.3%	14%	10.64%			

Incoming Direction Monthly Counts  
The Street Dentist

from Wed-Apr-17-2019-02-00-PM to Thu-May-09-2019-01-59-PM

Hour	May 2019							Week Day Avg	Weekend Avg	Week Day 85% Avg Speed
	Monday	Tuesday	Wednesday	Thursday	Friday	Saturday	Sunday			
0 - 1	41	25	48	62	41	60	67	43.4	63.5	37.22
1 - 2	26	15	27	29	21	31	49	23.6	40	39.84
2 - 3	9	6	21	25	6	25	27	13.4	26	36.38
3 - 4	10	5	16	17	9	18	25	11.4	21.5	39.66
4 - 5	12	22	36	48	14	21	13	26.4	17	38.56
5 - 6	26	70	125	131	64	65	14	83.2	39.5	38.36
6 - 7	41	169	322	319	166	57	45	203.4	51	35.16
7 - 8	112	485	884	846	389	131	91	543.2	111	31.68
8 - 9	167	573	1141	1242	603	249	196	745.2	222.5	30.32
9 - 10	294	515	1012	904	473	479	294	639.6	386.5	30.5
10 - 11	397	484	902	956	492	561	495	646.2	528	29.82
11 - 12	493	505	930	821	522	591	539	654.2	565	29.68
12 - 13	502	533	939	1038	595	600	518	721.4	559	29.7
13 - 14	498	589	975	515	629	612	479	641.2	545.5	29.74
14 - 15	526	610	1177	580	645	577	486	707.6	531.5	29.5
15 - 16	499	667	1189	701	713	563	496	753.8	529.5	29.28
16 - 17	527	841	1556	787	823	611	517	906.8	564	28.92
17 - 18	543	853	1679	890	826	564	421	958.2	492.5	29.06
18 - 19	410	671	1373	703	711	458	375	773.6	416.5	29.98
19 - 20	233	399	820	600	488	380	357	508	368.5	31.56
20 - 21	188	342	622	368	397	251	213	383.4	232	31.72
21 - 22	155	219	457	265	312	195	199	281.6	197	31.34
22 - 23	116	167	405	216	271	220	144	235	182	32.24
23 - 24	58	41	151	75	111	131	80	87.2	105.5	34.28
Totals	5883	8806	16807	12138	9321	7450	6140			
% of Total	8.84%	13.23%	25.26%	18.24%	14.01%	11.2%	9.23%			

Incoming Direction Weekly Speeds  
The Street Dentist

from Wed-Apr-17-2019-02-00-PM to Thu-May-09-2019-01-59-PM

	15/04/2019	to	21/04/2019							
	Monday	Tuesday	Wednesday	Thursday	Friday	Saturday	Sunday	Week	Weekend	Week Day 85%
Hour	15/04/2019	16/04/2019	17/04/2019	18/04/2019	19/04/2019	20/04/2019	21/04/2019	Day Avg	Avg	Avg Speed
0 - 1	*	*	*	30.87	30.62	31.36	30.51	30.71	30.9	37.75
1 - 2	*	*	*	32.39	32.41	33.31	31.9	32.4	32.7	39.5
2 - 3	*	*	*	32.75	34.93	30.92	33.73	34.14	32.74	41.65
3 - 4	*	*	*	32.58	35.5	32.7	34.06	34.41	33.31	44.4
4 - 5	*	*	*	32	34.06	30.45	34.33	32.94	32.29	39.15
5 - 6	*	*	*	32.41	34.65	34.56	34.58	32.95	34.56	39.1
6 - 7	*	*	*	28.73	32.2	32.71	30.69	29.55	31.91	36.65
7 - 8	*	*	*	27.93	30.23	30.41	30.24	28.64	30.35	34.1
8 - 9	*	*	*	27.63	29.33	28.44	29.31	28.16	28.67	32.65
9 - 10	*	*	*	26.57	28.13	27.06	28.04	27.18	27.41	31.2
10 - 11	*	*	*	25.88	27.96	26.79	27.41	26.8	27.08	30.85
11 - 12	*	*	*	26.24	27.2	26.66	27.45	26.7	27.04	29.85
12 - 13	*	*	*	25.27	26.06	26.35	28.21	25.62	27.25	29.55
13 - 14	*	*	*	26.16	27.99	27.84	28.49	27	28.12	30.9
14 - 15	*	*	27.49	26.26	28	27.19	28.54	27.19	27.71	30.87
15 - 16	*	*	26.04	26.17	27.4	27.65	28.45	26.49	27.99	30.13
16 - 17	*	*	25.86	24.74	28.33	27.17	28.44	26.06	27.65	30.3
17 - 18	*	*	24.23	24.08	27.94	27.25	28.19	25.07	27.62	29.8
18 - 19	*	*	25.94	25.88	28.08	27.9	28.47	26.41	28.16	30.47
19 - 20	*	*	26.93	27.32	27.82	28.14	28.65	27.31	28.35	31.07
20 - 21	*	*	27.83	27.5	29	28.1	28.09	27.95	28.1	32.07
21 - 22	*	*	27.42	28.18	28.13	28.02	28.17	27.88	28.09	31.5
22 - 23	*	*	27.74	28.02	26.42	28.6	28.17	27.13	28.4	31.17
23 - 24	*	*	29.58	30.08	28.82	28.57	30.23	29.34	29.11	34
Totals	0	0	268.9	675.8	711.1	698.3	714.3			
% of Total	0%	0%	8.76%	22.02%	23.17%	22.76%	23.28%			

Incoming Direction Weekly Speeds  
The Street Dentist

from Wed-Apr-17-2019-02-00-PM to Thu-May-09-2019-01-59-PM

	22/04/2019	to	28/04/2019							
	Monday	Tuesday	Wednesday	Thursday	Friday	Saturday	Sunday	Week	Weekend	Week Day 85%
Hour	22/04/2019	23/04/2019	24/04/2019	25/04/2019	26/04/2019	27/04/2019	28/04/2019	Day Avg	Avg	Avg Speed
0 - 1	28.52	33.05	29.55	29.27	29.85	30.87	28.63	29.78	29.62	35.62
1 - 2	33.64	37.14	30.44	30.82	35.13	31.16	31.88	32.8	31.55	42.26
2 - 3	35.67	31.29	32	29.5	27.71	32.33	33.05	31.87	32.7	37.46
3 - 4	34.88	32.75	33.57	31.52	32.2	32.12	32.22	32.73	32.19	39.66
4 - 5	30.53	31.71	29.75	29.3	34.29	31.42	32.21	30.82	31.9	37.56
5 - 6	30.96	33.35	31.78	31.77	32.08	31.75	32.61	32.16	32.15	38.44
6 - 7	31.07	29.34	29.07	28.87	30.19	30.56	32.45	29.49	31.17	34.96
7 - 8	30.15	27.33	27.55	27.37	28.05	29.53	30.88	27.7	29.87	32.56
8 - 9	29.42	26.28	25.68	24.06	26.5	27.71	25.51	25.91	26.87	30.46
9 - 10	28.36	25.87	26.24	25.49	26.98	26.58	27.68	26.43	26.99	30.6
10 - 11	27.41	26.34	26.6	26.47	26.73	26.39	25.68	26.68	26.1	30.26
11 - 12	27.04	25.52	26.25	26.22	26.27	25.86	27.07	26.25	26.41	29.86
12 - 13	27.77	26.29	26.43	25.73	25.94	26.05	26.92	26.44	26.47	30.1
13 - 14	26.44	26.51	27.08	27.06	26.69	26.24	27.65	26.74	26.88	30.28
14 - 15	27.88	26.09	26.05	25.82	25.92	27.39	27.94	26.3	27.67	30.08
15 - 16	27.85	25.36	24.92	25.57	25.43	27.59	27.52	25.73	27.56	29.78
16 - 17	28.32	21.58	25.13	25.51	24.12	26.74	27.9	24.73	27.29	29.7
17 - 18	28.27	23.1	25.04	25.17	25.66	26.96	28.5	25.19	27.64	29.8
18 - 19	28.73	27.16	25.57	27.26	26.52	27.44	29.01	26.84	28.09	30.72
19 - 20	28.02	27.81	27.55	27.7	27.87	28.65	28.54	27.78	28.6	31.94
20 - 21	28.55	27.17	27.43	27.88	26.84	28.8	28.06	27.48	28.44	31.62
21 - 22	29.04	28.14	28.18	27.83	28.09	28.36	29.18	28.21	28.69	32.28
22 - 23	29.08	27.89	28.43	28.76	28.04	26.78	28.5	28.4	27.12	32.9
23 - 24	29.28	28.78	29.51	30.86	29.46	28.54	29.64	29.66	28.78	34.5
Totals	706.7	676	669.7	666.1	676.5	686	699.3			
% of Total	14.78%	14.14%	14.01%	13.93%	14.15%	14.35%	14.63%			

Incoming Direction Weekly Speeds  
The Street Dentist

from Wed-Apr-17-2019-02-00-PM to Thu-May-09-2019-01-59-PM

	29/04/2019	to	05/05/2019							
	Monday	Tuesday	Wednesday	Thursday	Friday	Saturday	Sunday	Week	Weekend	Week Day 85%
Hour	29/04/2019	30/04/2019	01/05/2019	02/05/2019	03/05/2019	04/05/2019	05/05/2019	Day Avg	Avg	Avg Speed
0 - 1	32.34	28.93	28.08	29.41	32.24	29.95	28.73	30.53	29.31	36.18
1 - 2	31.52	32.5	31.53	33.2	31.48	31.45	31.59	31.87	31.54	39
2 - 3	34.5	31.09	28.38	34.21	26.17	29.6	34.78	31.51	32.29	37
3 - 4	33.38	31.79	31.7	33.5	32.22	20.28	33.08	32.39	27.72	38.5
4 - 5	31.75	31.65	31.95	30.5	35	33.19	34.08	31.96	33.53	38.26
5 - 6	31.12	32.51	32.28	30.24	31.81	20.29	34.21	31.55	22.76	38
6 - 7	29.58	29.07	29.69	27.19	29.36	29.05	30.56	28.97	29.72	34.42
7 - 8	27.67	26.96	26.8	25.9	27.94	27.93	29.41	27.04	28.54	31.24
8 - 9	26.21	25.77	25.94	25.31	26.08	26.36	28.55	25.85	27.32	29.62
9 - 10	27.14	26.14	26.55	26.78	26.5	25	28.55	26.61	26.35	30.04
10 - 11	26.22	26.1	27.16	26.14	26.24	24.13	27.54	26.35	25.73	29.8
11 - 12	26.13	26.39	25.93	25.89	25.43	25.47	26.77	25.95	26.09	29.46
12 - 13	26.52	26.23	26.39	25.28	25.25	26.63	27.37	25.9	26.97	29.62
13 - 14	26.89	26.41	27.03	26.39	25.95	25.66	27.51	26.51	26.48	29.86
14 - 15	26.15	26.06	26.21	26.01	25.86	25.66	27.42	26.06	26.46	29.5
15 - 16	25.36	25.33	25.34	25.04	22.6	24.67	26.77	24.68	25.65	29.14
16 - 17	24.73	24.21	24.53	25.42	21.98	25.85	27.36	24.16	26.54	28.78
17 - 18	25.1	24.27	24.44	23.52	22.95	26.38	28.52	24.07	27.3	28.58
18 - 19	26.04	26.63	26.46	25.87	24.98	27.62	28.51	25.99	28.02	29.66
19 - 20	28.2	28.24	27.8	26.95	26.66	26.7	27.77	27.52	27.22	31.56
20 - 21	27.9	26.97	27.55	28.22	25.4	25.92	27.71	27.17	26.75	30.88
21 - 22	28.14	27.98	27.4	27.99	23.86	27.59	28.31	26.93	27.96	31.3
22 - 23	28.83	28.22	28.73	28.33	25.63	25.99	28.46	27.77	26.96	32.48
23 - 24	30.02	29.96	28.7	28.91	27.77	28.52	29.79	28.89	29	33.5
Totals	681.2	669.4	666.4	666.1	649.5	640.1	703.5			
% of Total	14.57%	14.32%	14.25%	14.24%	13.89%	13.69%	15.04%			

Incoming Direction Weekly Speeds  
The Street Dentist

from Wed-Apr-17-2019-02-00-PM to Thu-May-09-2019-01-59-PM

	06/05/2019	to	12/05/2019							
	Monday	Tuesday	Wednesday	Thursday	Friday	Saturday	Sunday	Week	Weekend	Week Day 85%
Hour	06/05/2019	07/05/2019	08/05/2019	09/05/2019	10/05/2019	11/05/2019	12/05/2019	Day Avg	Avg	Avg Speed
0 - 1	30.9	31.6	32.42	31.06	*	*	*	31.38	*	36.92
1 - 2	33.23	33.6	35.6	30.63	*	*	*	32.94	*	39.17
2 - 3	33.78	30.5	33.62	32	*	*	*	32.72	*	37.92
3 - 4	38.1	30.2	37	34.22	*	*	*	35.4	*	42.08
4 - 5	33.83	30.86	30.4	33.27	*	*	*	32.08	*	38.17
5 - 6	31.81	32.71	31.72	32	*	*	*	32.12	*	38.05
6 - 7	31.56	29.27	29.63	29.73	*	*	*	29.69	*	35.5
7 - 8	28.83	27.25	27.06	26.01	*	*	*	26.95	*	31.68
8 - 9	28.34	25.82	25.8	26.18	*	*	*	26.14	*	30.48
9 - 10	28.1	26.1	26.35	26.37	*	*	*	26.57	*	30.45
10 - 11	26.9	26.26	26.61	25.99	*	*	*	26.43	*	29.8
11 - 12	26.17	26.65	26.09	26.37	*	*	*	26.31	*	29.85
12 - 13	26.41	26.83	26.91	25.68	*	*	*	26.47	*	29.75
13 - 14	26.62	25.82	24.3	0	*	*	*	25.6	*	29.53
14 - 15	26.81	25.09	26.14	*	*	*	*	25.97	*	29.57
15 - 16	27.32	23.88	20.8	*	*	*	*	23.91	*	29.47
16 - 17	26.86	24.62	24.84	*	*	*	*	25.26	*	29.3
17 - 18	27.64	24.43	24.99	*	*	*	*	25.43	*	29.7
18 - 19	27.94	23.86	26.51	*	*	*	*	25.83	*	30.43
19 - 20	28.63	27.45	27.65	*	*	*	*	27.8	*	32.07
20 - 21	28.98	27.48	27.99	*	*	*	*	28	*	32.37
21 - 22	28.3	27.58	27.9	*	*	*	*	27.89	*	32.2
22 - 23	29.21	28.24	28.12	*	*	*	*	28.43	*	32.63
23 - 24	29.67	29.98	30.82	*	*	*	*	30.23	*	35.47
Totals	705.8	666.1	679.1	379.6	0	0	0			
% of Total	29.04%	27.4%	27.94%	15.62%	0%	0%	0%			

Incoming Direction Monthly Speeds  
The Street Dentist

from Wed-Apr-17-2019-02-00-PM to Thu-May-09-2019-01-59-PM

Hour	Apr 2019							Week Day Avg	Weekend Avg	Week Day 85% Avg Speed
	Monday	Tuesday	Wednesday	Thursday	Friday	Saturday	Sunday			
0 - 1	30.31	30.6	29.55	30.24	30.23	31.09	29.43	30.23	30.17	35.6
1 - 2	32.62	34.05	30.44	31.52	33.51	32.27	31.89	32.5	32.08	40.34
2 - 3	35.34	31.17	32	31.12	31.32	31.98	33.31	32.49	32.71	39.96
3 - 4	34.38	32.14	33.57	31.85	34.09	32.44	32.91	33.09	32.7	40.56
4 - 5	31.28	31.68	29.75	30.41	34.18	30.81	33.24	31.46	32.12	37.4
5 - 6	31.09	32.93	31.78	32.08	32.68	33.24	33.4	32.17	33.3	38.16
6 - 7	29.9	29.2	29.07	28.8	30.65	31.35	31.67	29.45	31.46	34.88
7 - 8	28.08	27.15	27.55	27.63	28.62	29.93	30.53	27.75	30.1	32.38
8 - 9	27.02	26	25.68	25.65	27.24	28.07	26.93	26.27	27.69	30.34
9 - 10	27.64	26	26.24	26.05	27.45	26.83	27.86	26.64	27.21	30.52
10 - 11	26.77	26.22	26.6	26.16	27.3	26.58	26.62	26.59	26.6	30.1
11 - 12	26.6	25.94	26.25	26.23	26.74	26.26	27.28	26.36	26.74	29.74
12 - 13	27.11	26.26	26.43	25.42	26	26.2	27.55	26.22	26.85	29.8
13 - 14	26.68	26.46	27.08	26.52	27.3	26.99	28.02	26.78	27.44	30.28
14 - 15	26.96	26.08	26.69	26.04	26.89	27.28	28.18	26.51	27.69	29.92
15 - 16	26.52	25.34	25.48	25.86	26.3	27.62	27.91	25.88	27.75	29.56
16 - 17	26.12	22.89	25.49	25.13	25.82	26.96	28.11	25.06	27.45	29.44
17 - 18	26.27	23.68	24.63	24.63	26.57	27.11	28.36	25.04	27.63	29.32
18 - 19	27	26.88	25.75	26.54	27.09	27.67	28.72	26.61	28.12	30.34
19 - 20	28.13	28.04	27.22	27.51	27.85	28.35	28.6	27.72	28.46	31.76
20 - 21	28.16	27.07	27.64	27.67	27.61	28.37	28.08	27.61	28.23	31.6
21 - 22	28.57	28.05	27.78	27.99	28.11	28.19	28.65	28.08	28.38	32.1
22 - 23	28.93	28.09	28.06	28.34	26.93	27.29	28.31	27.86	27.58	32.34
23 - 24	29.76	29.4	29.55	30.44	29.11	28.55	29.96	29.58	28.92	34.3



Incoming Direction Monthly Speeds  
The Street Dentist

from Wed-Apr-17-2019-02-00-PM to Thu-May-09-2019-01-59-PM

Hour	May 2019							Week Day Avg	Weekend Avg	Week Day 85% Avg Speed
	Monday	Tuesday	Wednesday	Thursday	Friday	Saturday	Sunday			
0 - 1	30.9	31.6	30.25	30.34	32.24	29.95	28.73	30.93	29.31	37.22
1 - 2	33.23	33.6	33.04	31.52	31.48	31.45	31.59	32.5	31.54	39.84
2 - 3	33.78	30.5	31.62	33.24	26.17	29.6	34.78	31.93	32.29	36.38
3 - 4	38.1	30.2	33.69	33.88	32.22	20.28	33.08	33.98	27.72	39.66
4 - 5	33.83	30.86	31.31	32	35	33.19	34.08	32.11	33.53	38.56
5 - 6	31.81	32.71	31.98	31.05	31.81	20.29	34.21	31.77	22.76	38.36
6 - 7	31.56	29.27	29.66	28.44	29.36	29.05	30.56	29.24	29.72	35.16
7 - 8	28.83	27.25	26.92	25.95	27.94	27.93	29.41	26.9	28.54	31.68
8 - 9	28.34	25.82	25.87	25.75	26.08	26.36	28.55	25.96	27.32	30.32
9 - 10	28.1	26.1	26.44	26.57	26.5	25	28.55	26.58	26.35	30.5
10 - 11	26.9	26.26	26.88	26.07	26.24	24.13	27.54	26.45	25.73	29.82
11 - 12	26.17	26.65	26.02	26.05	25.43	25.47	26.77	26.05	26.09	29.68
12 - 13	26.41	26.83	26.65	25.46	25.25	26.63	27.37	26.07	26.97	29.7
13 - 14	26.62	25.82	25.65	26.39	25.95	25.66	27.51	26.01	26.48	29.74
14 - 15	26.81	25.09	26.18	26.01	25.86	25.66	27.42	26	26.46	29.5
15 - 16	27.32	23.88	23.29	25.04	22.6	24.67	26.77	24.12	25.65	29.28
16 - 17	26.86	24.62	24.68	25.42	21.98	25.85	27.36	24.56	26.54	28.92
17 - 18	27.64	24.43	24.7	23.52	22.95	26.38	28.52	24.47	27.3	29.06
18 - 19	27.94	23.86	26.48	25.87	24.98	27.62	28.51	25.8	28.02	29.98
19 - 20	28.63	27.45	27.74	26.95	26.66	26.7	27.77	27.38	27.22	31.56
20 - 21	28.98	27.48	27.74	28.22	25.4	25.92	27.71	27.42	26.75	31.72
21 - 22	28.3	27.58	27.65	27.99	23.86	27.59	28.31	26.94	27.96	31.34
22 - 23	29.21	28.24	28.44	28.33	25.63	25.99	28.46	27.82	26.96	32.24
23 - 24	29.67	29.98	29.71	28.91	27.77	28.52	29.79	29.1	29	34.28

Incoming Direction Weekly EightyFifthSpeeds  
The Street Dentist

from Wed-Apr-17-2019-02-00-PM to Thu-May-09-2019-01-59-PM

	15/04/2019	to	21/04/2019							
	Monday	Tuesday	Wednesday	Thursday	Friday	Saturday	Sunday	Week	Weekend	Week Day 85%
Hour	15/04/2019	16/04/2019	17/04/2019	18/04/2019	19/04/2019	20/04/2019	21/04/2019	Day Avg	Avg	Avg Speed
0 - 1	*	*	*	37.5	38	36	35.5	37.75	35.75	37.75
1 - 2	*	*	*	40	39	40	40	39.5	40	39.5
2 - 3	*	*	*	40	43.3	35	42	41.65	38.5	41.65
3 - 4	*	*	*	38.8	50	40	45	44.4	42.5	44.4
4 - 5	*	*	*	38.3	40	38.8	40	39.15	39.4	39.15
5 - 6	*	*	*	38.2	40	45	41.7	39.1	43.35	39.1
6 - 7	*	*	*	34.5	38.8	42.2	36.7	36.65	39.45	36.65
7 - 8	*	*	*	32.7	35.5	34.8	35	34.1	34.9	34.1
8 - 9	*	*	*	31.2	34.1	33.1	34.6	32.65	33.85	32.65
9 - 10	*	*	*	29.9	32.5	30.5	33.2	31.2	31.85	31.2
10 - 11	*	*	*	29.5	32.2	29.8	31.7	30.85	30.75	30.85
11 - 12	*	*	*	29.5	30.2	29.9	31.2	29.85	30.55	29.85
12 - 13	*	*	*	29.4	29.7	30.6	32.4	29.55	31.5	29.55
13 - 14	*	*	*	29.7	32.1	31.6	32.8	30.9	32.2	30.9
14 - 15	*	*	30.8	29.7	32.1	30.9	32.8	30.87	31.85	30.87
15 - 16	*	*	29.3	29.6	31.5	31.5	32.5	30.13	32	30.13
16 - 17	*	*	29.4	29.1	32.4	31.2	32.8	30.3	32	30.3
17 - 18	*	*	28.9	28.9	31.6	31.6	32.5	29.8	32.05	29.8
18 - 19	*	*	29.8	29.7	31.9	32.1	32.8	30.47	32.45	30.47
19 - 20	*	*	29.9	30.9	32.4	32.6	32.7	31.07	32.65	31.07
20 - 21	*	*	31	31.6	33.6	32	32	32.07	32	32.07
21 - 22	*	*	30.9	31.8	31.8	32.6	31.9	31.5	32.25	31.5
22 - 23	*	*	32.3	31.6	29.6	32.6	32.8	31.17	32.7	31.17
23 - 24	*	*	34	34.6	33.4	33.5	37.5	34	35.5	34
Totals	0	0	306.3	786.7	835.7	817.9	842.1			
% of Total	0%	0%	8.54%	21.92%	23.29%	22.79%	23.47%			

	22/04/2019	to	28/04/2019							
	Monday	Tuesday	Wednesday	Thursday	Friday	Saturday	Sunday	Week	Weekend	Week Day 85%
Hour	22/04/2019	23/04/2019	24/04/2019	25/04/2019	26/04/2019	27/04/2019	28/04/2019	Day Avg	Avg	Avg Speed
0 - 1	35	40	35	33.8	34.3	36.2	32.9	35.62	34.55	35.62
1 - 2	45	45	37.5	38.8	45	36.9	40	42.26	38.45	42.26
2 - 3	44	35	37.5	37.5	33.3	40	40.8	37.46	40.4	37.46
3 - 4	45	35	35	38.3	45	40	39	39.66	39.5	39.66
4 - 5	37.5	40	33.8	34	42.5	35	40	37.56	37.5	37.56
5 - 6	36.7	39.4	38.3	39.2	38.6	38.3	39	38.44	38.65	38.44
6 - 7	36.7	34.5	34.4	34.2	35	36.7	39.3	34.96	38	34.96
7 - 8	35	31.6	32.1	32	32.1	33.9	36.1	32.56	35	32.56
8 - 9	34.1	29.5	29.5	29.3	29.9	32.3	32.8	30.46	32.55	30.46
9 - 10	32.7	29.6	29.8	29.8	31.1	30	32.5	30.6	31.25	30.6
10 - 11	31.5	29.7	29.7	29.7	30.7	29.7	31.9	30.26	30.8	30.26
11 - 12	30.8	29.2	29.7	29.9	29.7	29.4	30.3	29.86	29.85	29.86
12 - 13	31.9	29.7	29.9	29.5	29.5	29.6	30	30.1	29.8	30.1
13 - 14	31.5	29.8	30.1	30	30	29.8	31.5	30.28	30.65	30.28
14 - 15	32.3	29.4	29.6	29.5	29.6	30.5	32.3	30.08	31.4	30.08
15 - 16	31.8	29.2	29.3	29.4	29.2	31.8	31.6	29.78	31.7	29.78
16 - 17	32.4	28.5	29.3	29.2	29.1	29.9	31.7	29.7	30.8	29.7
17 - 18	32.3	28.6	29.3	29.3	29.5	30.6	32.7	29.8	31.65	29.8
18 - 19	32.8	30.2	29.5	31.2	29.9	32.4	33	30.72	32.7	30.72
19 - 20	32.6	31.8	31.5	31.8	32	33.1	33.2	31.94	33.15	31.94
20 - 21	33.2	31.4	31.4	32.2	29.9	33	32.2	31.62	32.6	31.62
21 - 22	33.9	32	32.5	31.3	31.7	32.4	33.5	32.28	32.95	32.28
22 - 23	34.2	32.2	33	33.3	31.8	30.3	32.9	32.9	31.6	32.9
23 - 24	33.8	34.7	34.3	35.6	34.1	33.3	34.3	34.5	33.8	34.5
Totals	836.7	786	772	778.8	793.5	795.1	823.5			
% of Total	14.98%	14.07%	13.82%	13.94%	14.21%	14.23%	14.74%			

	29/04/2019	to	05/05/2019							
	Monday	Tuesday	Wednesday	Thursday	Friday	Saturday	Sunday	Week	Weekend	Week Day 85%
Hour	29/04/2019	30/04/2019	01/05/2019	02/05/2019	03/05/2019	04/05/2019	05/05/2019	Day Avg	Avg	Avg Speed
0 - 1	38.3	33.8	35	35	38.8	34.7	36.7	36.18	35.7	36.18
1 - 2	38.3	40	40	36.7	40	37.1	38.3	39	37.7	39
2 - 3	40	40	35	40	30	38	45	37	41.5	37
3 - 4	40	40	35	40	37.5	33	43	38.5	38	38.5
4 - 5	38.3	35	40	38	40	45	40	38.26	42.5	38.26
5 - 6	35.6	38.7	39.3	37.2	39.2	34.6	42.5	38	38.55	38
6 - 7	35.6	34.2	34.8	33.1	34.4	36.5	34.7	34.42	35.6	34.42
7 - 8	31.8	31.5	30.4	30.1	32.4	34	34.5	31.24	34.25	31.24
8 - 9	29.8	29.4	29.6	29.5	29.8	32.4	33.5	29.62	32.95	29.62
9 - 10	30.2	29.7	29.8	29.8	30.7	29.9	33.1	30.04	31.5	30.04
10 - 11	29.6	29.5	30.4	29.7	29.8	29.4	31.1	29.8	30.25	29.8
11 - 12	29.5	29.7	29.4	29.4	29.3	29.5	30.9	29.46	30.2	29.46
12 - 13	29.6	29.7	30	29.4	29.4	29.9	31.4	29.62	30.65	29.62
13 - 14	29.8	29.9	29.9	30	29.7	29.8	30.8	29.86	30.3	29.86
14 - 15	29.4	29.6	29.7	29.5	29.3	30	29.9	29.5	29.95	29.5
15 - 16	29.4	29.3	29.5	29.1	28.4	30.6	30.6	29.14	30.6	29.14
16 - 17	29	29.1	29.2	29.3	27.3	30.2	31.3	28.78	30.75	28.78
17 - 18	29.2	28.7	28.8	28.2	28	31.1	32.7	28.58	31.9	28.58
18 - 19	29.8	30.1	29.7	29.4	29.3	31.7	33	29.66	32.35	29.66
19 - 20	32.5	32.1	31.9	30.4	30.9	32.6	31.6	31.56	32.1	31.56
20 - 21	31.8	30.2	30.1	32.6	29.7	31.9	31.7	30.88	31.8	30.88
21 - 22	32.6	32	31.6	31.4	28.9	31.7	33.3	31.3	32.5	31.3
22 - 23	33.2	33.1	33.3	33.1	29.7	29.9	33.2	32.48	31.55	32.48
23 - 24	34.5	34.3	33.1	33.8	31.8	33.3	35	33.5	34.15	33.5
Totals	787.8	779.6	775.5	774.7	764.3	786.8	827.8			
% of Total	14.33%	14.18%	14.11%	14.09%	13.91%	14.31%	15.06%			

	06/05/2019	to	12/05/2019							
	Monday	Tuesday	Wednesday	Thursday	Friday	Saturday	Sunday	Week	Weekend	Week Day 85%
Hour	06/05/2019	07/05/2019	08/05/2019	09/05/2019	10/05/2019	11/05/2019	12/05/2019	Day Avg	Avg	Avg Speed
0 - 1	36	38.8	37.9	35	*	*	*	36.92	0	36.92
1 - 2	40	40	40	36.7	*	*	*	39.17	0	39.17
2 - 3	40	35	40	36.7	*	*	*	37.92	0	37.92
3 - 4	45	33.3	45	45	*	*	*	42.08	0	42.08
4 - 5	40	35	38.3	39.4	*	*	*	38.17	0	38.17
5 - 6	38.3	38.5	37.7	37.7	*	*	*	38.05	0	38.05
6 - 7	38.3	34.4	34.5	34.8	*	*	*	35.5	0	35.5
7 - 8	33.9	30.9	30.2	31.7	*	*	*	31.68	0	31.68
8 - 9	33.3	29.5	29.3	29.8	*	*	*	30.48	0	30.48
9 - 10	32.6	29.7	29.7	29.8	*	*	*	30.45	0	30.45
10 - 11	30	29.7	29.8	29.7	*	*	*	29.8	0	29.8
11 - 12	29.8	30.3	29.6	29.7	*	*	*	29.85	0	29.85
12 - 13	29.8	29.9	29.9	29.4	*	*	*	29.75	0	29.75
13 - 14	29.9	29.4	29.3	0	*	*	*	29.53	0	29.53
14 - 15	29.9	29.2	29.6	*	*	*	*	29.57	0	29.57
15 - 16	30.8	28.9	28.7	*	*	*	*	29.47	0	29.47
16 - 17	30	28.9	29	*	*	*	*	29.3	0	29.3
17 - 18	31.2	29	28.9	*	*	*	*	29.7	0	29.7
18 - 19	32	29.5	29.8	*	*	*	*	30.43	0	30.43
19 - 20	33.4	31.4	31.4	*	*	*	*	32.07	0	32.07
20 - 21	33.3	32	31.8	*	*	*	*	32.37	0	32.37
21 - 22	33.1	31.5	32	*	*	*	*	32.2	0	32.2
22 - 23	33.7	31.8	32.4	*	*	*	*	32.63	0	32.63
23 - 24	34.7	37.1	34.6	*	*	*	*	35.47	0	35.47
Totals	819	773.7	789.4	445.4	0	0	0			
% of Total	28.97%	27.36%	27.92%	15.75%	0%	0%	0%			

Hour	Apr 2019							Week Day Avg	Weekend Avg	Week Day 85% Avg Speed
	Monday	Tuesday	Wednesday	Thursday	Friday	Saturday	Sunday			
0 - 1	36.8	36.2	35	35	35	36.1	34	35.6	35.05	35.6
1 - 2	43	42.5	37.5	39.2	39.5	38.4	40	40.34	39.2	40.34
2 - 3	44	40	37.5	38.3	40	39.2	41.4	39.96	40.3	39.96
3 - 4	42.5	40	35	38.6	46.7	40	40	40.56	40	40.56
4 - 5	38.1	36.7	33.8	36.4	42	38.8	40	37.4	39.4	37.4
5 - 6	35.9	39.2	38.3	38.5	38.9	42.5	40	38.16	41.25	38.16
6 - 7	35.8	34.3	34.4	34.3	35.6	39.2	38.1	34.88	38.65	34.88
7 - 8	32.6	31.6	32.1	32.3	33.3	34.4	35.7	32.38	35.05	32.38
8 - 9	31.4	29.4	29.5	29.9	31.5	32.8	33.8	30.34	33.3	30.34
9 - 10	31.6	29.6	29.8	29.9	31.7	30.2	32.9	30.52	31.55	30.52
10 - 11	30.1	29.6	29.7	29.6	31.5	29.8	31.8	30.1	30.8	30.1
11 - 12	29.9	29.5	29.7	29.7	29.9	29.6	30.9	29.74	30.25	29.74
12 - 13	30.3	29.7	29.9	29.5	29.6	29.9	31.4	29.8	30.65	29.8
13 - 14	30.5	29.9	30.1	29.8	31.1	30.6	32.2	30.28	31.4	30.28
14 - 15	30.2	29.5	29.9	29.6	30.4	30.7	32.5	29.92	31.6	29.92
15 - 16	30	29.2	29.3	29.5	29.8	31.7	32	29.56	31.85	29.56
16 - 17	29.9	28.9	29.3	29.1	30	30.5	32.2	29.44	31.35	29.44
17 - 18	29.9	28.6	29.1	29.1	29.9	31.1	32.6	29.32	31.85	29.32
18 - 19	31.2	30.1	29.6	30.1	30.7	32.3	32.9	30.34	32.6	30.34
19 - 20	32.5	32	30.7	31.4	32.2	32.8	33	31.76	32.9	31.76
20 - 21	32.5	30.8	31.2	31.9	31.6	32.5	32.1	31.6	32.3	31.6
21 - 22	33.3	32	31.9	31.5	31.8	32.5	32.8	32.1	32.65	32.1
22 - 23	33.7	32.8	32.7	32.6	29.9	31.1	32.9	32.34	32	32.34
23 - 24	34.3	34.5	34.1	34.9	33.7	33.4	35	34.3	34.2	34.3

Hour	May 2019							Week Day Avg	Weekend Avg	Week Day 85% Avg Speed
	Monday	Tuesday	Wednesday	Thursday	Friday	Saturday	Sunday			
0 - 1	36	38.8	37.5	35	38.8	34.7	36.7	37.22	35.7	37.22
1 - 2	40	40	41.7	37.5	40	37.1	38.3	39.84	37.7	39.84
2 - 3	40	35	38.3	38.6	30	38	45	36.38	41.5	36.38
3 - 4	45	33.3	42.5	40	37.5	33	43	39.66	38	39.66
4 - 5	40	35	39	38.8	40	45	40	38.56	42.5	38.56
5 - 6	38.3	38.5	38.3	37.5	39.2	34.6	42.5	38.36	38.55	38.36
6 - 7	38.3	34.4	34.6	34.1	34.4	36.5	34.7	35.16	35.6	35.16
7 - 8	33.9	30.9	30.2	31	32.4	34	34.5	31.68	34.25	31.68
8 - 9	33.3	29.5	29.4	29.6	29.8	32.4	33.5	30.32	32.95	30.32
9 - 10	32.6	29.7	29.7	29.8	30.7	29.9	33.1	30.5	31.5	30.5
10 - 11	30	29.7	29.9	29.7	29.8	29.4	31.1	29.82	30.25	29.82
11 - 12	29.8	30.3	29.5	29.5	29.3	29.5	30.9	29.68	30.2	29.68
12 - 13	29.8	29.9	30	29.4	29.4	29.9	31.4	29.7	30.65	29.7
13 - 14	29.9	29.4	29.7	30	29.7	29.8	30.8	29.74	30.3	29.74
14 - 15	29.9	29.2	29.6	29.5	29.3	30	29.9	29.5	29.95	29.5
15 - 16	30.8	28.9	29.2	29.1	28.4	30.6	30.6	29.28	30.6	29.28
16 - 17	30	28.9	29.1	29.3	27.3	30.2	31.3	28.92	30.75	28.92
17 - 18	31.2	29	28.9	28.2	28	31.1	32.7	29.06	31.9	29.06
18 - 19	32	29.5	29.7	29.4	29.3	31.7	33	29.98	32.35	29.98
19 - 20	33.4	31.4	31.7	30.4	30.9	32.6	31.6	31.56	32.1	31.56
20 - 21	33.3	32	31	32.6	29.7	31.9	31.7	31.72	31.8	31.72
21 - 22	33.1	31.5	31.8	31.4	28.9	31.7	33.3	31.34	32.5	31.34
22 - 23	33.7	31.8	32.9	33.1	29.7	29.9	33.2	32.24	31.55	32.24
23 - 24	34.7	37.1	34	33.8	31.8	33.3	35	34.28	34.15	34.28

Starting Hour	Count	Average Speed of all Traffic	Violator Counts	Average Speed of Violators
00:00:00	0	N/A	N/A	N/A
01:00:00	0	N/A	N/A	N/A
02:00:00	0	N/A	N/A	N/A
03:00:00	0	N/A	N/A	N/A
04:00:00	0	N/A	N/A	N/A
05:00:00	0	N/A	N/A	N/A
06:00:00	0	N/A	N/A	N/A
07:00:00	0	N/A	N/A	N/A
08:00:00	0	N/A	N/A	N/A
09:00:00	0	N/A	N/A	N/A
10:00:00	0	N/A	N/A	N/A
11:00:00	0	N/A	N/A	N/A
12:00:00	0	N/A	N/A	N/A
13:00:00	0	N/A	N/A	N/A
14:00:00	401	2.4	79	32.9
15:00:00	640	1.9	43	33.0
16:00:00	768	1.6	59	32.8
17:00:00	849	1.5	46	32.7
18:00:00	674	2.0	90	33.2
19:00:00	491	2.6	67	33.3
20:00:00	331	4.1	61	33.9
21:00:00	293	4.1	50	33.4
22:00:00	194	5.9	45	33.6
23:00:00	83	10.5	29	34.7
00:00:00	30	20.4	13	35.6
01:00:00	18	26.3	9	35.8
02:00:00	10	32.3	6	40.0
03:00:00	9	24.7	7	35.4
04:00:00	20	24.4	10	38.0
05:00:00	59	16.8	40	35.4
06:00:00	137	10.1	50	34.9
07:00:00	358	4.5	104	34.0
08:00:00	468	3.0	86	33.3
09:00:00	509	2.5	71	32.9
10:00:00	549	2.3	53	32.7
11:00:00	597	2.1	62	32.8
12:00:00	652	2.0	53	32.6
13:00:00	559	2.4	70	32.8
14:00:00	626	2.0	80	32.8
15:00:00	679	2.0	72	33.1
16:00:00	753	1.7	49	32.6
17:00:00	875	1.4	50	32.6
18:00:00	699	1.9	82	32.7
19:00:00	530	2.4	98	33.1
20:00:00	421	3.4	77	33.6
21:00:00	278	4.6	66	33.7
22:00:00	259	4.5	51	33.6
23:00:00	114	11.1	39	35.1
00:00:00	38	25.1	18	36.7
01:00:00	24	25.5	16	35.6
02:00:00	15	33.0	11	38.0



Starting Hour	Count	Average Speed of all Traffic	Violator Counts	Average Speed of Violators
03:00:00	16	28.8	14	39.3
04:00:00	19	21.6	11	37.5
05:00:00	17	31.3	10	40.0
06:00:00	48	18.7	29	35.9
07:00:00	157	8.7	77	34.8
08:00:00	198	7.1	82	33.8
09:00:00	322	4.4	87	33.4
10:00:00	443	3.0	105	33.1
11:00:00	521	2.6	88	33.3
12:00:00	564	2.5	70	32.9
13:00:00	469	3.1	106	33.2
14:00:00	550	2.9	128	33.5
15:00:00	566	2.5	119	33.0
16:00:00	529	2.8	135	33.1
17:00:00	532	2.8	119	33.1
18:00:00	428	3.0	88	33.4
19:00:00	371	3.7	91	33.8
20:00:00	218	6.5	70	34.4
21:00:00	192	5.6	39	33.9
22:00:00	441	2.9	48	33.2
23:00:00	204	5.8	52	33.6
00:00:00	64	15.5	40	34.6
01:00:00	53	17.5	38	35.4
02:00:00	13	25.8	8	36.3
03:00:00	19	26.4	13	36.0
04:00:00	16	30.5	8	39.4
05:00:00	39	21.0	21	39.4
06:00:00	48	19.3	29	38.2
07:00:00	107	11.4	64	33.8
08:00:00	261	5.2	95	33.1
09:00:00	446	3.1	81	33.2
10:00:00	515	2.4	63	32.7
11:00:00	582	2.0	77	32.6
12:00:00	553	2.5	97	33.1
13:00:00	538	2.6	106	33.2
14:00:00	582	2.4	103	33.2
15:00:00	502	2.7	112	33.1
16:00:00	600	2.3	115	32.8
17:00:00	587	2.5	109	33.1
18:00:00	443	3.0	114	33.2
19:00:00	443	3.2	117	33.3
20:00:00	329	4.1	76	33.6
21:00:00	205	5.9	54	33.1
22:00:00	171	7.5	44	34.3
23:00:00	128	8.3	34	34.7
00:00:00	80	11.6	41	34.2
01:00:00	42	21.9	22	37.3
02:00:00	22	29.7	16	37.5
03:00:00	17	28.8	13	36.7
04:00:00	16	30.3	12	37.1
05:00:00	20	27.8	14	37.9

Starting Hour	Count	Average Speed of all Traffic	Violator Counts	Average Speed of Violators
06:00:00	27	22.7	15	35.5
07:00:00	59	16.2	29	34.9
08:00:00	98	11.4	46	34.1
09:00:00	231	6.1	82	33.6
10:00:00	437	3.0	94	32.9
11:00:00	545	2.6	112	33.0
12:00:00	526	2.6	125	33.3
13:00:00	405	3.7	117	33.3
14:00:00	355	3.9	105	33.4
15:00:00	377	3.3	103	33.0
16:00:00	370	3.7	105	33.2
17:00:00	381	3.8	96	33.5
18:00:00	359	4.1	100	33.6
19:00:00	317	4.3	94	33.6
20:00:00	286	4.4	64	33.4
21:00:00	170	6.3	38	33.9
22:00:00	129	8.8	33	34.2
23:00:00	72	15.2	26	36.0
00:00:00	39	18.1	12	35.4
01:00:00	27	24.7	16	39.7
02:00:00	19	34.2	16	38.4
03:00:00	13	34.2	10	40.0
04:00:00	19	23.7	9	35.8
05:00:00	23	24.5	13	35.6
06:00:00	40	17.5	23	35.1
07:00:00	76	13.4	34	34.6
08:00:00	180	7.7	78	33.9
09:00:00	299	4.2	94	33.0
10:00:00	404	3.7	85	33.1
11:00:00	483	2.6	87	32.8
12:00:00	484	2.6	102	33.2
13:00:00	458	2.8	102	32.9
14:00:00	521	3.0	114	33.3
15:00:00	535	2.8	128	33.6
16:00:00	510	2.9	123	33.5
17:00:00	520	2.9	121	33.3
18:00:00	370	3.8	116	33.4
19:00:00	335	4.4	88	33.5
20:00:00	225	5.9	70	33.7
21:00:00	199	6.6	66	34.3
22:00:00	115	11.7	41	34.5
23:00:00	38	15.8	11	33.9
00:00:00	19	25.0	12	36.7
01:00:00	8	32.8	8	36.9
02:00:00	7	31.8	4	35.0
03:00:00	8	29.7	6	35.0
04:00:00	11	33.4	7	36.8
05:00:00	66	19.3	48	36.8
06:00:00	141	8.8	71	33.7
07:00:00	429	3.4	90	33.2
08:00:00	520	2.7	53	33.3

Starting Hour	Count	Average Speed of all Traffic	Violator Counts	Average Speed of Violators
09:00:00	527	2.5	48	32.8
10:00:00	509	2.2	59	32.7
11:00:00	503	2.3	41	32.6
12:00:00	565	2.4	61	33.0
13:00:00	505	2.7	60	32.8
14:00:00	599	2.0	49	32.7
15:00:00	679	1.8	43	32.8
16:00:00	724	1.8	41	33.0
17:00:00	864	1.5	40	33.0
18:00:00	670	1.8	88	32.9
19:00:00	443	2.9	98	33.1
20:00:00	330	4.3	67	33.4
21:00:00	243	5.2	59	33.4
22:00:00	140	7.7	32	33.9
23:00:00	59	14.7	23	34.2
00:00:00	34	17.6	13	34.8
01:00:00	17	26.5	7	38.9
02:00:00	11	32.5	6	36.7
03:00:00	5	26.0	5	32.5
04:00:00	25	20.0	14	33.9
05:00:00	59	17.8	37	35.3
06:00:00	134	10.1	63	34.4
07:00:00	389	3.7	94	33.8
08:00:00	623	1.9	59	32.8
09:00:00	470	2.7	63	33.1
10:00:00	475	2.8	53	33.0
11:00:00	513	2.6	62	33.1
12:00:00	574	2.5	86	33.0
13:00:00	484	3.3	70	33.4
14:00:00	570	2.3	57	33.0
15:00:00	635	2.1	55	33.0
16:00:00	778	1.9	72	33.1
17:00:00	817	1.9	64	33.1
18:00:00	745	1.7	61	33.0
19:00:00	445	3.2	95	33.2
20:00:00	313	4.4	60	33.7
21:00:00	257	4.9	68	33.2
22:00:00	163	7.2	46	34.2
23:00:00	54	17.0	20	34.3
00:00:00	16	17.3	6	33.3
01:00:00	23	25.0	13	36.0
02:00:00	7	31.1	4	35.0
03:00:00	24	19.7	13	35.6
04:00:00	29	23.1	14	34.3
05:00:00	63	17.6	37	35.9
06:00:00	144	9.2	64	34.4
07:00:00	401	3.7	99	33.3
08:00:00	594	2.0	54	32.6
09:00:00	490	2.8	60	32.8
10:00:00	484	2.7	54	33.0
11:00:00	528	2.5	67	33.1

Starting Hour	Count	Average Speed of all Traffic	Violator Counts	Average Speed of Violators
12:00:00	399	2.4	46	32.8
13:00:00	334	2.7	52	33.2
14:00:00	652	2.0	56	32.9
15:00:00	662	2.1	69	32.9
16:00:00	822	1.5	44	32.7
17:00:00	874	1.3	66	32.6
18:00:00	646	2.1	126	32.7
19:00:00	552	2.5	119	33.3
20:00:00	335	3.8	80	33.1
21:00:00	314	4.0	62	33.3
22:00:00	201	6.5	62	33.5
23:00:00	89	13.3	44	34.9
00:00:00	44	18.3	26	34.0
01:00:00	14	30.7	10	38.5
02:00:00	15	29.2	6	34.2
03:00:00	14	24.3	7	37.5
04:00:00	15	28.0	10	39.0
05:00:00	61	19.5	38	36.2
06:00:00	153	9.8	81	34.4
07:00:00	411	3.4	111	33.3
08:00:00	631	2.0	76	32.7
09:00:00	480	2.9	86	33.2
10:00:00	487	2.9	91	32.9
11:00:00	543	2.4	67	32.9
12:00:00	624	2.2	56	33.1
13:00:00	551	2.4	78	32.8
14:00:00	649	1.9	68	32.8
15:00:00	678	1.8	42	32.6
16:00:00	775	1.7	57	32.8
17:00:00	808	1.6	67	32.9
18:00:00	732	1.9	112	33.0
19:00:00	480	3.2	101	33.4
20:00:00	399	2.9	62	33.1
21:00:00	231	5.1	45	33.4
22:00:00	223	5.1	47	33.4
23:00:00	154	8.6	56	34.3
00:00:00	76	13.5	35	34.9
01:00:00	53	15.7	33	34.5
02:00:00	37	23.1	21	35.8
03:00:00	17	27.9	10	37.5
04:00:00	10	21.8	6	35.8
05:00:00	28	26.7	17	35.7
06:00:00	81	14.4	39	35.3
07:00:00	142	8.2	58	33.8
08:00:00	263	4.7	72	33.1
09:00:00	400	3.3	61	33.0
10:00:00	535	2.3	65	32.7
11:00:00	574	2.1	44	32.8
12:00:00	579	2.4	59	33.1
13:00:00	608	2.0	81	32.7
14:00:00	542	2.6	87	33.2

Starting Hour	Count	Average Speed of all Traffic	Violator Counts	Average Speed of Violators
15:00:00	554	2.7	118	33.1
16:00:00	606	2.3	86	33.3
17:00:00	556	2.7	93	33.3
18:00:00	434	3.0	103	33.2
19:00:00	323	4.4	109	33.4
20:00:00	209	5.4	61	33.4
21:00:00	202	5.8	53	33.7
22:00:00	404	3.2	64	33.0
23:00:00	218	6.1	60	33.7
00:00:00	103	8.5	35	33.4
01:00:00	53	17.4	33	35.8
02:00:00	39	18.8	23	36.4
03:00:00	29	25.3	14	37.9
04:00:00	17	26.3	10	38.5
05:00:00	27	23.4	19	35.1
06:00:00	42	18.9	24	36.7
07:00:00	49	18.1	32	33.9
08:00:00	162	8.0	42	34.0
09:00:00	244	5.1	62	33.3
10:00:00	351	3.9	84	33.2
11:00:00	457	2.7	74	32.9
12:00:00	550	2.2	75	32.7
13:00:00	503	2.8	107	33.4
14:00:00	538	2.6	137	33.0
15:00:00	527	2.8	103	33.4
16:00:00	572	2.5	124	33.0
17:00:00	425	3.2	120	33.0
18:00:00	308	4.1	99	33.1
19:00:00	328	4.3	106	33.5
20:00:00	210	5.9	50	33.9
21:00:00	149	8.4	48	35.1
22:00:00	102	9.8	26	34.6
23:00:00	58	13.2	22	34.3
00:00:00	35	23.5	22	35.0
01:00:00	20	30.8	13	37.5
02:00:00	12	25.2	7	36.1
03:00:00	7	30.7	7	35.4
04:00:00	21	26.9	11	34.8
05:00:00	81	15.4	47	35.3
06:00:00	126	11.8	58	35.3
07:00:00	426	3.0	104	33.0
08:00:00	588	2.4	79	32.9
09:00:00	433	3.2	62	33.3
10:00:00	460	2.8	51	33.4
11:00:00	483	2.5	44	33.2
12:00:00	513	2.5	46	33.0
13:00:00	521	2.6	69	33.0
14:00:00	625	2.1	50	33.0
15:00:00	579	2.3	50	33.2
16:00:00	804	1.6	59	32.8
17:00:00	856	1.5	60	32.7

Starting Hour	Count	Average Speed of all Traffic	Violator Counts	Average Speed of Violators
18:00:00	707	1.9	80	33.0
19:00:00	445	3.2	108	33.4
20:00:00	335	3.8	79	33.7
21:00:00	239	6.0	56	34.9
22:00:00	149	8.6	44	34.1
23:00:00	67	13.4	30	34.0
00:00:00	26	18.8	8	35.0
01:00:00	17	23.2	9	35.8
02:00:00	10	31.0	6	35.8
03:00:00	15	28.5	8	39.4
04:00:00	14	23.2	10	35.5
05:00:00	63	17.8	49	35.8
06:00:00	164	8.1	69	33.7
07:00:00	432	3.2	92	33.3
08:00:00	636	2.0	57	32.9
09:00:00	473	2.6	54	32.5
10:00:00	510	2.7	48	33.1
11:00:00	493	2.6	55	33.2
12:00:00	535	2.3	66	33.2
13:00:00	543	2.3	61	32.8
14:00:00	569	2.2	71	32.6
15:00:00	624	2.2	42	33.2
16:00:00	710	2.0	51	32.9
17:00:00	884	1.5	38	32.5
18:00:00	696	2.2	103	33.3
19:00:00	464	2.8	101	33.1
20:00:00	319	4.0	60	33.3
21:00:00	290	4.9	57	34.0
22:00:00	222	6.7	62	34.0
23:00:00	81	12.2	32	34.7
00:00:00	24	20.2	9	35.3
01:00:00	19	24.6	8	36.9
02:00:00	10	26.8	3	35.8
03:00:00	8	23.8	4	35.0
04:00:00	18	22.9	14	34.3
05:00:00	53	21.9	37	36.4
06:00:00	146	10.4	72	34.8
07:00:00	450	3.0	79	33.3
08:00:00	554	2.2	56	32.8
09:00:00	495	2.6	54	33.1
10:00:00	453	2.6	71	32.7
11:00:00	438	2.6	37	33.2
12:00:00	450	2.9	69	33.2
13:00:00	487	2.7	68	33.1
14:00:00	606	2.2	68	33.1
15:00:00	652	2.1	61	33.1
16:00:00	805	1.8	58	33.4
17:00:00	880	1.5	48	33.2
18:00:00	727	1.8	81	33.1
19:00:00	477	2.8	104	33.2
20:00:00	377	3.3	56	33.3

Starting Hour	Count	Average Speed of all Traffic	Violator Counts	Average Speed of Violators
21:00:00	232	5.1	45	33.2
22:00:00	221	6.2	72	34.3
23:00:00	81	10.4	20	33.8
00:00:00	33	22.1	13	36.0
01:00:00	9	26.9	9	34.2
02:00:00	13	29.0	10	37.0
03:00:00	9	24.2	5	34.5
04:00:00	20	25.9	13	35.2
05:00:00	68	17.7	40	35.8
06:00:00	128	10.6	44	34.1
07:00:00	421	3.4	64	33.4
08:00:00	608	2.2	58	32.8
09:00:00	456	2.8	55	33.0
10:00:00	523	2.2	61	32.6
11:00:00	558	2.3	49	32.9
12:00:00	558	2.3	55	32.9
13:00:00	511	2.9	75	33.4
14:00:00	592	2.2	59	33.3
15:00:00	685	1.9	39	32.9
16:00:00	778	1.7	61	32.7
17:00:00	894	1.6	25	33.3
18:00:00	720	1.9	61	33.0
19:00:00	598	2.3	92	33.1
20:00:00	389	3.7	96	33.3
21:00:00	271	5.5	57	34.7
22:00:00	228	5.3	67	33.1
23:00:00	80	12.7	34	33.8
00:00:00	42	21.0	23	36.4
01:00:00	20	26.4	10	38.0
02:00:00	9	25.6	4	35.0
03:00:00	9	25.8	7	33.9
04:00:00	13	30.2	10	38.5
05:00:00	62	19.4	36	36.8
06:00:00	134	11.0	62	34.7
07:00:00	376	3.8	100	33.5
08:00:00	618	2.3	80	32.9
09:00:00	458	2.6	70	32.6
10:00:00	504	2.6	68	32.6
11:00:00	508	2.6	43	33.3
12:00:00	592	2.3	48	32.9
13:00:00	619	2.3	73	33.0
14:00:00	668	2.0	54	33.0
15:00:00	691	1.9	27	32.9
16:00:00	812	1.5	23	33.2
17:00:00	836	1.5	18	33.1
18:00:00	722	2.1	60	33.3
19:00:00	502	2.6	89	32.7
20:00:00	413	3.1	51	33.1
21:00:00	316	4.0	19	32.8
22:00:00	280	4.4	35	33.1
23:00:00	113	8.6	23	34.0

Starting Hour	Count	Average Speed of all Traffic	Violator Counts	Average Speed of Violators
00:00:00	62	14.8	24	34.2
01:00:00	35	20.6	22	35.5
02:00:00	26	21.0	14	36.4
03:00:00	18	17.6	6	33.3
04:00:00	18	27.1	14	39.3
05:00:00	64	11.0	20	36.0
06:00:00	50	17.7	25	35.3
07:00:00	125	9.7	52	33.9
08:00:00	234	5.7	64	33.3
09:00:00	450	2.8	70	32.8
10:00:00	570	2.4	43	32.6
11:00:00	594	2.2	67	32.7
12:00:00	599	2.4	76	33.0
13:00:00	622	2.1	82	32.8
14:00:00	568	2.5	86	33.1
15:00:00	564	2.6	87	33.1
16:00:00	596	2.4	93	32.9
17:00:00	595	2.6	100	33.1
18:00:00	464	2.9	107	33.1
19:00:00	370	4.0	106	33.5
20:00:00	273	4.9	59	33.7
21:00:00	195	5.4	45	32.6
22:00:00	223	4.5	29	32.7
23:00:00	136	9.9	37	34.9
00:00:00	64	16.8	29	36.1
01:00:00	57	17.3	25	36.7
02:00:00	25	28.4	16	37.8
03:00:00	28	30.1	18	39.4
04:00:00	13	29.8	10	36.5
05:00:00	12	31.9	8	38.1
06:00:00	43	17.9	21	35.1
07:00:00	85	12.6	32	34.5
08:00:00	193	7.3	62	33.9
09:00:00	280	4.6	95	33.2
10:00:00	472	3.1	90	33.2
11:00:00	537	2.7	100	33.0
12:00:00	541	2.8	97	33.1
13:00:00	464	3.2	90	33.3
14:00:00	492	2.3	64	32.7
15:00:00	493	3.0	83	33.5
16:00:00	519	2.7	95	33.1
17:00:00	434	3.4	124	33.4
18:00:00	382	3.6	123	33.2
19:00:00	339	3.5	75	33.1
20:00:00	235	5.2	49	33.6
21:00:00	202	6.6	57	34.1
22:00:00	150	7.5	44	34.5
23:00:00	82	13.0	33	34.9
00:00:00	45	16.6	21	35.4
01:00:00	21	24.2	15	37.2
02:00:00	14	23.9	9	35.3



Starting Hour	Count	Average Speed of all Traffic	Violator Counts	Average Speed of Violators
03:00:00	9	34.4	8	40.0
04:00:00	8	35.6	4	43.8
05:00:00	29	20.9	21	35.4
06:00:00	36	19.0	17	35.7
07:00:00	108	11.1	50	34.1
08:00:00	161	8.1	48	34.3
09:00:00	281	4.7	82	33.1
10:00:00	395	3.2	63	32.9
11:00:00	481	2.5	62	32.8
12:00:00	498	2.6	58	33.2
13:00:00	508	2.8	68	33.1
14:00:00	518	2.5	75	33.0
15:00:00	496	2.8	85	33.1
16:00:00	532	2.6	80	33.1
17:00:00	534	2.6	103	33.2
18:00:00	419	3.7	93	33.5
19:00:00	249	5.5	76	33.5
20:00:00	208	6.4	70	34.1
21:00:00	155	7.5	43	33.8
22:00:00	118	9.9	33	35.5
23:00:00	63	13.6	29	34.6
00:00:00	26	23.8	11	37.5
01:00:00	14	25.4	12	35.4
02:00:00	6	25.4	3	34.2
03:00:00	5	24.0	3	32.5
04:00:00	20	24.1	10	35.5
05:00:00	65	17.1	45	35.4
06:00:00	148	9.0	57	34.9
07:00:00	447	3.2	96	33.3
08:00:00	601	2.2	55	33.0
09:00:00	513	2.6	57	32.9
10:00:00	479	2.7	57	32.8
11:00:00	515	2.5	76	32.7
12:00:00	533	2.3	82	32.7
13:00:00	584	2.3	52	33.1
14:00:00	614	2.1	44	32.8
15:00:00	657	2.1	38	33.6
16:00:00	822	1.6	45	32.6
17:00:00	843	1.6	57	32.7
18:00:00	727	1.9	67	33.0
19:00:00	391	3.4	87	33.0
20:00:00	346	3.7	71	32.9
21:00:00	231	5.7	52	33.8
22:00:00	173	6.6	37	33.7
23:00:00	46	16.9	14	35.7
00:00:00	25	22.7	17	35.7
01:00:00	10	32.8	8	38.8
02:00:00	12	31.9	8	37.5
03:00:00	6	36.7	5	38.5
04:00:00	14	28.4	7	34.6
05:00:00	64	18.0	40	35.6

Starting Hour	Count	Average Speed of all Traffic	Violator Counts	Average Speed of Violators
06:00:00	142	9.1	69	34.2
07:00:00	388	3.2	67	33.1
08:00:00	599	2.0	48	32.9
09:00:00	510	2.4	55	32.7
10:00:00	476	2.8	58	33.1
11:00:00	491	2.5	52	32.8
12:00:00	478	2.9	73	33.2
13:00:00	486	2.6	37	33.0
14:00:00	551	2.3	59	33.0
15:00:00	529	2.2	35	33.2
16:00:00	728	1.8	46	32.9
17:00:00	791	1.6	32	33.1
18:00:00	687	1.9	78	32.9
19:00:00	368	3.7	69	33.4
20:00:00	277	4.5	64	33.4
21:00:00	234	5.2	53	33.2
22:00:00	200	5.8	51	33.5
23:00:00	75	13.9	34	35.9

Incoming Direction Histogram

The Street Dentist

from Wed-Apr-17-2019-02-00-PM to Thu-May-09-2019-01-59-PM

Date	Starting Hr:min	<15	15 to <20	20 to <25	25 to <30	30 to <35	35 to <40	40 to <45	45 to <50	50 to <55	55 to <60	60 to <65	65 to <70	70 to <75	75 to <80	80 to <85	85 to <90	90 to <95	95 to <100	100 to >105	Total Counts	85pct Speed	10mph Pace	% in pace	# of Speeders	% Speeders
17/04/2019	00:00	*	*	*	*	*	*	*	*	*	*	*	*	*	*	*	*	*	*	*	*	*	*	*	*	*
17/04/2019	01:00	*	*	*	*	*	*	*	*	*	*	*	*	*	*	*	*	*	*	*	*	*	*	*	*	*
17/04/2019	02:00	*	*	*	*	*	*	*	*	*	*	*	*	*	*	*	*	*	*	*	*	*	*	*	*	*
17/04/2019	03:00	*	*	*	*	*	*	*	*	*	*	*	*	*	*	*	*	*	*	*	*	*	*	*	*	*
17/04/2019	04:00	*	*	*	*	*	*	*	*	*	*	*	*	*	*	*	*	*	*	*	*	*	*	*	*	*
17/04/2019	05:00	*	*	*	*	*	*	*	*	*	*	*	*	*	*	*	*	*	*	*	*	*	*	*	*	*
17/04/2019	06:00	*	*	*	*	*	*	*	*	*	*	*	*	*	*	*	*	*	*	*	*	*	*	*	*	*
17/04/2019	07:00	*	*	*	*	*	*	*	*	*	*	*	*	*	*	*	*	*	*	*	*	*	*	*	*	*
17/04/2019	08:00	*	*	*	*	*	*	*	*	*	*	*	*	*	*	*	*	*	*	*	*	*	*	*	*	*
17/04/2019	09:00	*	*	*	*	*	*	*	*	*	*	*	*	*	*	*	*	*	*	*	*	*	*	*	*	*
17/04/2019	10:00	*	*	*	*	*	*	*	*	*	*	*	*	*	*	*	*	*	*	*	*	*	*	*	*	*
17/04/2019	11:00	*	*	*	*	*	*	*	*	*	*	*	*	*	*	*	*	*	*	*	*	*	*	*	*	*
17/04/2019	12:00	*	*	*	*	*	*	*	*	*	*	*	*	*	*	*	*	*	*	*	*	*	*	*	*	*
17/04/2019	13:00	*	*	*	*	*	*	*	*	*	*	*	*	*	*	*	*	*	*	*	*	*	*	*	*	*
17/04/2019	14:00	1	6	70	298	75	4	1	0	0	0	0	0	0	0	0	0	0	0	0	455	30.8	25 to 35	97.4	80	17.6
17/04/2019	15:00	4	11	200	384	41	4	0	0	0	0	0	0	0	0	0	0	0	0	0	644	29.3	25 to 35	97.0	45	7.0
17/04/2019	16:00	7	16	271	426	61	4	0	0	0	0	0	0	0	0	0	0	0	0	0	785	29.4	25 to 35	96.6	65	8.3
17/04/2019	17:00	43	83	284	365	44	1	0	0	0	0	0	0	0	0	0	0	0	0	0	820	28.9	20 to 30	89.3	45	5.5
17/04/2019	18:00	23	37	155	365	74	10	2	0	0	0	0	0	0	0	0	0	0	0	0	666	29.8	25 to 35	89.2	86	12.9
17/04/2019	19:00	2	7	122	288	62	4	3	1	0	1	0	0	0	0	0	0	0	0	0	490	29.9	25 to 35	96.3	71	14.5
17/04/2019	20:00	1	0	43	231	54	4	3	0	0	0	0	0	0	0	0	0	0	0	0	336	31	25 to 35	97.6	61	18.2
17/04/2019	21:00	0	1	57	168	39	9	0	0	0	0	0	0	0	0	0	0	0	0	0	274	30.9	25 to 35	96.4	48	17.5
17/04/2019	22:00	2	2	29	104	31	10	0	0	0	0	0	0	0	0	0	0	0	0	0	178	32.3	25 to 35	92.1	41	23.0
17/04/2019	23:00	0	1	4	50	21	5	4	0	0	0	0	0	0	0	0	0	0	0	0	85	34	30 to 40	89.4	30	35.3
24 Hr Summary		83	164	1235	2679	502	55	13	1	0	1	0	0	0	0	0	0	0	0	0	4733	29.7	25 to 35	93.3	572	12.1

Incoming Direction Histogram

The Street Dentist

from Wed-Apr-17-2019-02-00-PM to Thu-May-09-2019-01-59-PM

Date	Starting Hr:min	<15	15 to <20	20 to <25	25 to <30	30 to <35	35 to <40	40 to <45	45 to <50	50 to <55	55 to <60	60 to <65	65 to <70	70 to <75	75 to <80	80 to <85	85 to <90	90 to <95	95 to <100	100 to >105	Total Counts	85pct Speed	10mph Pace	% in pace	# of Speeders	% Speeders
18/04/2019	00:00	0	0	0	12	6	4	1	0	0	0	0	0	0	0	0	0	0	0	0	23	37.5	30 to 40	95.7	11	47.8
18/04/2019	01:00	0	0	1	7	5	2	2	0	1	0	0	0	0	0	0	0	0	0	0	18	40	30 to 40	77.8	10	55.6
18/04/2019	02:00	0	0	0	4	2	1	0	0	1	0	0	0	0	0	0	0	0	0	0	8	40	30 to 40	87.5	4	50.0
18/04/2019	03:00	0	0	3	0	4	4	0	1	0	0	0	0	0	0	0	0	0	0	0	12	38.8	30 to 40	66.7	9	75.0
18/04/2019	04:00	0	0	1	8	3	6	0	1	0	0	0	0	0	0	0	0	0	0	0	19	38.3	30 to 40	89.5	10	52.6
18/04/2019	05:00	0	0	2	19	26	11	3	1	1	0	0	0	0	0	0	0	0	0	0	63	38.2	30 to 40	88.9	42	66.7
18/04/2019	06:00	7	2	19	71	43	13	5	2	0	0	0	0	0	0	0	0	0	0	0	162	34.5	25 to 35	82.1	63	38.9
18/04/2019	07:00	3	6	61	200	72	17	4	0	0	0	0	0	0	0	0	0	0	0	0	363	32.7	25 to 35	91.7	93	25.6
18/04/2019	08:00	5	4	64	307	78	7	4	0	0	0	0	0	0	0	0	0	0	0	0	469	31.2	25 to 35	95.7	89	19.0
18/04/2019	09:00	6	15	122	315	72	1	1	0	0	0	0	0	0	0	0	0	0	0	0	532	29.9	25 to 35	95.7	74	13.9
18/04/2019	10:00	10	22	146	313	45	3	0	0	0	0	0	0	0	0	0	0	0	0	0	539	29.5	25 to 35	93.5	48	8.9
18/04/2019	11:00	4	14	161	351	53	3	0	0	0	0	0	0	0	0	0	0	0	0	0	586	29.5	25 to 35	96.4	56	9.6
18/04/2019	12:00	19	48	200	338	60	2	0	0	0	0	0	0	0	0	0	0	0	0	0	667	29.4	25 to 35	89.7	62	9.3
18/04/2019	13:00	7	20	150	311	64	3	0	0	0	0	0	0	0	0	0	0	0	0	0	555	29.7	25 to 35	94.6	67	12.1
18/04/2019	14:00	5	31	156	365	70	5	0	0	0	0	0	0	0	0	0	0	0	0	0	632	29.7	25 to 35	93.5	75	11.9
18/04/2019	15:00	3	8	230	354	68	5	0	1	0	0	0	0	0	0	0	0	0	0	0	669	29.6	25 to 35	97.5	74	11.1
18/04/2019	16:00	20	57	311	347	52	2	0	0	0	0	0	0	0	0	0	0	0	0	0	789	29.1	20 to 30	90.6	54	6.8
18/04/2019	17:00	46	77	338	344	52	0	0	0	0	0	0	0	0	0	0	0	0	0	0	857	28.9	20 to 30	88.6	52	6.1
18/04/2019	18:00	25	18	187	382	72	6	0	0	0	0	0	0	0	0	0	0	0	0	0	690	29.7	25 to 35	92.9	78	11.3
18/04/2019	19:00	6	4	90	325	86	6	2	0	0	0	0	0	0	0	0	0	0	0	0	519	30.9	25 to 35	96.5	94	18.1
18/04/2019	20:00	0	4	88	230	66	13	1	1	0	0	0	0	0	0	0	0	0	0	0	403	31.6	25 to 35	95.3	81	20.1
18/04/2019	21:00	0	1	35	181	52	6	2	0	0	0	1	0	0	0	0	0	0	0	0	278	31.8	25 to 35	96.4	61	21.9
18/04/2019	22:00	0	2	29	171	41	10	0	0	0	0	0	0	0	0	0	0	0	0	0	253	31.6	25 to 35	95.3	51	20.2
18/04/2019	23:00	0	1	6	51	26	6	4	0	2	0	0	0	0	0	0	0	0	0	0	96	34.6	25 to 35	86.5	38	39.6
24 Hr Summary		166	334	2400	5006	1118	136	29	7	5	0	1	0	0	0	0	0	0	0	0	9202	29.9	25 to 35	92.6	1296	14.1

Incoming Direction Histogram

The Street Dentist

from Wed-Apr-17-2019-02-00-PM to Thu-May-09-2019-01-59-PM

Date	Starting Hr:min	<15	15 to <20	20 to <25	25 to <30	30 to <35	35 to <40	40 to <45	45 to <50	50 to <55	55 to <60	60 to <65	65 to <70	70 to <75	75 to <80	80 to <85	85 to <90	90 to <95	95 to <100	100 to >105	Total Counts	85pct Speed	10mph Pace	% in pace	# of Speeders	% Speeders
19/04/2019	00:00	1	0	3	16	10	5	3	1	0	0	0	0	0	0	0	0	0	0	0	39	38	30 to 40	79.5	19	48.7
19/04/2019	01:00	0	0	1	6	8	5	2	0	0	0	0	0	0	0	0	0	0	0	0	22	39	30 to 40	86.4	15	68.2
19/04/2019	02:00	0	0	0	4	4	2	3	0	1	0	0	0	0	0	0	0	0	0	0	14	43.3	30 to 40	71.4	10	71.4
19/04/2019	03:00	0	0	0	6	7	3	0	1	2	1	0	0	0	0	0	0	0	0	0	20	50	30 to 40	80.0	14	70.0
19/04/2019	04:00	0	0	0	5	3	6	1	1	0	0	0	0	0	0	0	0	0	0	0	16	40	30 to 40	87.5	11	68.8
19/04/2019	05:00	0	0	0	7	6	4	1	0	1	0	0	1	0	0	0	0	0	0	0	20	40	30 to 40	85.0	13	65.0
19/04/2019	06:00	0	0	2	18	19	4	5	1	1	0	0	0	0	0	0	0	0	0	0	50	38.8	30 to 40	82.0	30	60.0
19/04/2019	07:00	1	0	21	58	55	21	4	0	0	1	0	0	0	0	0	0	0	0	0	161	35.5	25 to 35	83.2	81	50.3
19/04/2019	08:00	1	2	16	112	60	18	3	0	0	0	0	0	0	0	0	0	0	0	0	212	34.1	30 to 40	89.6	81	38.2
19/04/2019	09:00	4	5	34	210	79	10	2	0	0	0	0	0	0	0	0	0	0	0	0	344	32.5	25 to 35	93.9	91	26.5
19/04/2019	10:00	1	6	60	257	92	13	0	0	0	0	0	0	0	0	0	0	0	0	0	429	32.2	25 to 35	95.3	105	24.5
19/04/2019	11:00	2	13	94	348	73	9	2	0	0	0	0	0	0	0	0	0	0	0	0	541	30.2	25 to 35	95.2	84	15.5
19/04/2019	12:00	9	31	136	302	60	6	0	0	0	0	0	0	0	0	0	0	0	0	0	544	29.7	25 to 35	91.5	66	12.1
19/04/2019	13:00	7	4	48	305	99	12	2	0	0	0	0	0	0	0	0	0	0	0	0	477	32.1	25 to 35	94.8	113	23.7
19/04/2019	14:00	4	10	63	361	108	19	3	0	0	0	0	0	0	0	0	0	0	0	0	568	32.1	25 to 35	93.7	130	22.9
19/04/2019	15:00	9	11	77	338	104	7	2	0	0	0	0	0	0	0	0	0	0	0	0	548	31.5	25 to 35	94.7	113	20.6
19/04/2019	16:00	3	7	43	335	128	10	3	0	0	0	0	0	0	0	0	0	0	0	0	529	32.4	25 to 35	95.7	141	26.7
19/04/2019	17:00	1	3	68	350	100	12	1	0	0	0	0	0	0	0	0	0	0	0	0	535	31.6	25 to 35	96.8	113	21.1
19/04/2019	18:00	2	3	44	272	77	13	0	0	1	0	0	0	0	0	0	0	0	0	0	412	31.9	25 to 35	95.4	91	22.1
19/04/2019	19:00	3	1	75	198	70	14	2	2	0	0	0	0	0	0	0	0	0	0	0	365	32.4	25 to 35	94.0	88	24.1
19/04/2019	20:00	0	1	23	121	47	15	3	0	1	0	0	0	0	0	0	0	0	0	0	211	33.6	25 to 35	90.5	66	31.3
19/04/2019	21:00	0	0	25	127	28	10	1	0	0	0	0	0	0	0	0	0	0	0	0	191	31.8	25 to 35	94.2	39	20.4
19/04/2019	22:00	5	3	130	280	41	6	0	0	0	0	0	0	0	0	0	0	0	0	0	465	29.6	25 to 35	97.0	47	10.1
19/04/2019	23:00	2	0	15	101	43	10	2	0	0	0	0	0	0	0	0	0	0	0	0	173	33.4	25 to 35	91.9	55	31.8
24 Hr Summary		55	100	978	4137	1321	234	45	6	7	2	0	1	0	0	0	0	0	0	0	6886	32.2	25 to 35	93.5	1616	23.5

Incoming Direction Histogram

The Street Dentist

from Wed-Apr-17-2019-02-00-PM to Thu-May-09-2019-01-59-PM

Date	Starting Hr:min	<15	15 to <20	20 to <25	25 to <30	30 to <35	35 to <40	40 to <45	45 to <50	50 to <55	55 to <60	60 to <65	65 to <70	70 to <75	75 to <80	80 to <85	85 to <90	90 to <95	95 to <100	100 to >105	Total Counts	85pct Speed	10mph Pace	% in pace	# of Speeders	% Speeders
20/04/2019	00:00	0	0	3	20	27	10	0	0	1	0	0	0	0	0	0	0	0	0	0	61	36	30 to 40	93.4	38	62.3
20/04/2019	01:00	0	0	1	13	22	8	7	1	0	0	0	0	0	0	0	0	0	0	0	52	40	30 to 40	82.7	38	73.1
20/04/2019	02:00	0	0	1	4	5	1	1	0	0	0	0	0	0	0	0	0	0	0	0	12	35	25 to 35	83.3	7	58.3
20/04/2019	03:00	0	0	1	6	7	3	2	1	0	0	0	0	0	0	0	0	0	0	0	20	40	30 to 40	80.0	13	65.0
20/04/2019	04:00	1	0	1	11	1	4	1	0	1	0	0	0	0	0	0	0	0	0	0	20	38.8	30 to 40	80.0	7	35.0
20/04/2019	05:00	0	1	2	10	7	5	6	4	0	1	0	0	0	0	0	0	0	0	0	36	45	30 to 40	61.1	23	63.9
20/04/2019	06:00	0	0	5	14	15	4	9	2	0	0	0	0	0	0	0	0	0	0	0	49	42.2	25 to 35	69.4	30	61.2
20/04/2019	07:00	1	1	8	43	54	15	0	1	0	0	0	0	0	0	0	0	0	0	0	123	34.8	30 to 40	91.1	70	56.9
20/04/2019	08:00	3	8	24	147	85	9	1	0	0	0	0	0	0	0	0	0	0	0	0	277	33.1	25 to 35	92.4	95	34.3
20/04/2019	09:00	5	11	86	284	66	7	1	1	0	0	0	0	0	0	0	0	0	0	0	461	30.5	25 to 35	94.6	75	16.3
20/04/2019	10:00	6	7	101	330	61	3	0	0	0	0	0	0	0	0	0	0	0	0	0	508	29.8	25 to 35	96.9	64	12.6
20/04/2019	11:00	3	15	139	345	80	1	0	0	0	0	0	0	0	0	0	0	0	0	0	583	29.9	25 to 35	96.7	81	13.9
20/04/2019	12:00	23	22	115	305	81	12	1	0	0	0	0	0	0	0	0	0	0	0	0	559	30.6	25 to 35	89.6	94	16.8
20/04/2019	13:00	2	2	77	340	102	8	3	0	0	0	0	0	0	0	0	0	0	0	0	534	31.6	25 to 35	97.2	113	21.2
20/04/2019	14:00	2	7	131	334	90	10	3	0	0	0	0	0	0	0	0	0	0	0	0	577	30.9	25 to 35	96.2	103	17.9
20/04/2019	15:00	4	4	76	318	93	10	1	0	0	0	0	0	0	0	0	0	0	0	0	506	31.5	25 to 35	96.2	104	20.6
20/04/2019	16:00	6	10	120	353	108	8	0	0	0	0	0	0	0	0	0	0	0	0	0	605	31.2	25 to 35	96.0	116	19.2
20/04/2019	17:00	10	14	99	334	105	13	1	0	0	0	0	0	0	0	0	0	0	0	0	576	31.6	25 to 35	93.4	119	20.7
20/04/2019	18:00	5	1	66	261	94	9	3	0	0	0	0	0	0	0	0	0	0	0	0	439	32.1	25 to 35	95.9	106	24.1
20/04/2019	19:00	4	8	53	259	106	13	4	0	0	0	0	0	0	0	0	0	0	0	0	447	32.6	25 to 35	93.5	123	27.5
20/04/2019	20:00	1	0	39	205	57	13	0	0	0	0	0	0	0	0	0	0	0	0	0	315	32	25 to 35	95.6	70	22.2
20/04/2019	21:00	0	5	29	113	48	6	1	0	0	0	0	0	0	0	0	0	0	0	0	202	32.6	25 to 35	94.1	55	27.2
20/04/2019	22:00	0	0	16	106	29	8	0	1	1	0	0	0	0	0	0	0	0	0	0	161	32.6	25 to 35	93.8	39	24.2
20/04/2019	23:00	0	0	25	63	24	8	2	2	0	0	0	0	0	0	0	0	0	0	0	124	33.5	25 to 35	90.3	36	29.0
24 Hr Summary		76	116	1218	4218	1367	188	47	13	3	1	0	0	0	0	0	0	0	0	0	7247	31.9	25 to 35	93.9	1619	22.3

Incoming Direction Histogram

The Street Dentist

from Wed-Apr-17-2019-02-00-PM to Thu-May-09-2019-01-59-PM

Date	Starting Hr:min	<15	15 to <20	20 to <25	25 to <30	30 to <35	35 to <40	40 to <45	45 to <50	50 to <55	55 to <60	60 to <65	65 to <70	70 to <75	75 to <80	80 to <85	85 to <90	90 to <95	95 to <100	100 to >105	Total Counts	85pct Speed	10mph Pace	% in pace	# of Speeders	% Speeders
21/04/2019	00:00	1	0	1	34	26	11	1	0	0	0	0	0	0	0	0	0	0	0	0	74	35.5	30 to 40	95.9	38	51.4
21/04/2019	01:00	0	0	5	14	10	5	4	0	2	0	0	0	0	0	0	0	0	0	0	40	40	25 to 35	72.5	21	52.5
21/04/2019	02:00	0	0	2	4	6	5	5	0	0	0	0	0	0	0	0	0	0	0	0	22	42	35 to 45	72.7	16	72.7
21/04/2019	03:00	0	0	0	4	7	2	1	2	0	0	0	0	0	0	0	0	0	0	0	16	45	30 to 40	81.3	12	75.0
21/04/2019	04:00	0	0	1	4	4	6	1	2	0	0	0	0	0	0	0	0	0	0	0	18	40	30 to 40	77.8	13	72.2
21/04/2019	05:00	0	0	1	4	4	6	3	1	0	0	0	0	0	0	0	0	0	0	0	19	41.7	30 to 40	73.7	14	73.7
21/04/2019	06:00	0	1	2	11	11	6	1	0	0	0	0	0	0	0	0	0	0	0	0	32	36.7	30 to 40	87.5	18	56.3
21/04/2019	07:00	1	1	3	24	20	6	2	1	0	0	0	0	0	0	0	0	0	0	0	58	35	30 to 40	86.2	29	50.0
21/04/2019	08:00	4	4	3	42	38	10	3	0	0	0	0	0	0	0	0	0	0	0	0	104	34.6	30 to 40	86.5	51	49.0
21/04/2019	09:00	10	3	26	133	67	12	2	0	0	0	0	0	0	0	0	0	0	0	0	253	33.2	25 to 35	89.3	81	32.0
21/04/2019	10:00	8	7	70	262	93	4	2	0	0	0	0	0	0	0	0	0	0	0	0	446	31.7	25 to 35	95.3	99	22.2
21/04/2019	11:00	8	2	88	348	96	9	1	0	0	0	0	0	0	0	0	0	0	0	0	552	31.2	25 to 35	96.4	106	19.2
21/04/2019	12:00	4	5	55	320	111	18	2	0	0	0	0	0	0	0	0	0	0	0	0	515	32.4	25 to 35	94.4	131	25.4
21/04/2019	13:00	2	3	39	240	100	13	1	1	0	0	0	0	0	0	0	0	0	0	0	399	32.8	25 to 35	95.0	115	28.8
21/04/2019	14:00	1	7	22	233	83	17	0	0	0	0	0	0	0	0	0	0	0	0	0	363	32.8	25 to 35	93.1	100	27.5
21/04/2019	15:00	3	3	24	239	98	4	3	0	0	0	0	0	0	0	0	0	0	0	0	374	32.5	25 to 35	96.5	105	28.1
21/04/2019	16:00	2	3	37	215	93	12	1	0	0	0	0	0	0	0	0	0	0	0	0	363	32.8	25 to 35	95.0	106	29.2
21/04/2019	17:00	4	5	38	236	78	15	3	0	0	0	0	0	0	0	0	0	0	0	0	379	32.5	25 to 35	92.9	96	25.3
21/04/2019	18:00	6	2	26	223	87	13	2	1	0	0	0	0	0	0	0	0	0	0	0	360	32.8	25 to 35	93.3	103	28.6
21/04/2019	19:00	1	0	27	202	72	10	5	0	0	0	0	0	0	0	0	0	0	0	0	317	32.7	25 to 35	95.0	87	27.4
21/04/2019	20:00	3	1	27	184	53	9	0	1	0	0	0	0	0	0	0	0	0	0	0	278	32	25 to 35	95.0	63	22.7
21/04/2019	21:00	0	3	16	106	29	3	1	2	0	0	0	0	0	0	0	0	0	0	0	160	31.9	25 to 35	94.4	35	21.9
21/04/2019	22:00	0	4	18	74	27	6	1	1	0	0	0	0	0	0	0	0	0	0	0	131	32.8	25 to 35	90.8	35	26.7
21/04/2019	23:00	0	0	9	27	13	4	5	2	0	0	0	0	0	0	0	0	0	0	0	60	37.5	25 to 35	81.7	24	40.0
24 Hr Summary		58	54	540	3183	1226	206	50	14	2	0	0	0	0	0	0	0	0	0	0	5333	32.8	25 to 35	92.8	1498	28.1

Incoming Direction Histogram

The Street Dentist

from Wed-Apr-17-2019-02-00-PM to Thu-May-09-2019-01-59-PM

Date	Starting Hr:min	<15	15 to <20	20 to <25	25 to <30	30 to <35	35 to <40	40 to <45	45 to <50	50 to <55	55 to <60	60 to <65	65 to <70	70 to <75	75 to <80	80 to <85	85 to <90	90 to <95	95 to <100	100 to >105	Total Counts	85pct Speed	10mph Pace	% in pace	# of Speeders	% Speeders
22/04/2019	00:00	0	1	8	18	7	5	1	0	0	0	0	0	0	0	0	0	0	0	0	40	35	25 to 35	82.5	13	32.5
22/04/2019	01:00	0	0	3	8	5	1	4	4	0	0	0	0	0	0	0	0	0	0	0	25	45	25 to 35	64.0	14	56.0
22/04/2019	02:00	1	0	0	2	6	5	5	2	0	0	0	0	0	0	0	0	0	0	0	21	44	35 to 45	76.2	18	85.7
22/04/2019	03:00	0	0	0	6	4	1	3	0	2	0	0	0	0	0	0	0	0	0	0	16	45	30 to 40	68.8	10	62.5
22/04/2019	04:00	0	0	1	7	4	2	1	0	0	0	0	0	0	0	0	0	0	0	0	15	37.5	30 to 40	86.7	7	46.7
22/04/2019	05:00	0	1	1	9	8	3	1	1	0	0	0	0	0	0	0	0	0	0	0	24	36.7	30 to 40	83.3	13	54.2
22/04/2019	06:00	0	0	6	10	18	3	3	1	0	0	0	0	0	0	0	0	0	0	0	41	36.7	25 to 35	82.9	25	61.0
22/04/2019	07:00	1	0	8	37	30	8	5	0	0	0	0	0	0	0	0	0	0	0	0	89	35	25 to 35	84.3	43	48.3
22/04/2019	08:00	2	1	15	97	63	15	3	0	0	0	0	0	0	0	0	0	0	0	0	196	34.1	25 to 35	89.3	81	41.3
22/04/2019	09:00	4	3	21	181	81	7	0	0	0	0	0	0	0	0	0	0	0	0	0	297	32.7	25 to 35	95.3	88	29.6
22/04/2019	10:00	4	14	56	251	76	7	1	0	0	0	0	0	0	0	0	0	0	0	0	409	31.5	25 to 35	93.6	84	20.5
22/04/2019	11:00	5	9	103	294	82	6	0	0	0	0	0	0	0	0	0	0	0	0	0	499	30.8	25 to 35	96.0	88	17.6
22/04/2019	12:00	1	9	72	287	94	11	2	0	0	0	0	0	0	0	0	0	0	0	0	476	31.9	25 to 35	95.2	107	22.5
22/04/2019	13:00	24	28	62	238	85	8	0	0	0	0	0	0	0	0	0	0	0	0	0	445	31.5	25 to 35	86.5	93	20.9
22/04/2019	14:00	9	8	64	326	108	19	2	1	0	0	0	0	0	0	0	0	0	0	0	537	32.3	25 to 35	92.7	130	24.2
22/04/2019	15:00	5	8	62	336	94	17	1	0	1	0	0	0	0	0	0	0	0	0	0	524	31.8	25 to 35	93.9	113	21.6
22/04/2019	16:00	0	4	58	321	106	20	1	1	0	0	0	0	0	0	0	0	0	0	0	511	32.4	25 to 35	94.9	128	25.0
22/04/2019	17:00	0	2	62	323	109	17	0	1	0	0	0	0	0	0	0	0	0	0	0	514	32.3	25 to 35	96.1	127	24.7
22/04/2019	18:00	1	0	31	229	94	11	3	1	0	0	0	0	0	0	0	0	0	0	0	370	32.8	25 to 35	95.7	109	29.5
22/04/2019	19:00	7	1	37	191	76	8	2	1	0	0	0	0	0	0	0	0	0	0	0	323	32.6	25 to 35	94.1	87	26.9
22/04/2019	20:00	1	1	30	123	50	12	2	1	0	0	0	0	0	0	0	0	0	0	0	220	33.2	25 to 35	92.3	65	29.5
22/04/2019	21:00	3	1	14	116	46	17	3	0	0	0	0	0	0	0	0	0	0	0	0	200	33.9	30 to 40	89.5	66	33.0
22/04/2019	22:00	0	0	16	54	26	10	1	1	0	0	0	0	0	0	0	0	0	0	0	108	34.2	25 to 35	88.9	38	35.2
22/04/2019	23:00	0	0	1	20	8	3	0	0	0	0	0	0	0	0	0	0	0	0	0	32	33.8	30 to 40	96.9	11	34.4
24 Hr Summary		68	91	731	3484	1280	216	44	15	3	0	0	0	0	0	0	0	0	0	0	5932	32.6	25 to 35	92.6	1558	26.3



Incoming Direction Histogram

The Street Dentist

from Wed-Apr-17-2019-02-00-PM to Thu-May-09-2019-01-59-PM

Date	Starting Hr:min	<15	15 to <20	20 to <25	25 to <30	30 to <35	35 to <40	40 to <45	45 to <50	50 to <55	55 to <60	60 to <65	65 to <70	70 to <75	75 to <80	80 to <85	85 to <90	90 to <95	95 to <100	100 to >105	Total Counts	85pct Speed	10mph Pace	% in pace	# of Speeders	% Speeders
23/04/2019	00:00	0	0	1	5	8	2	2	0	1	0	0	0	0	0	0	0	0	0	0	19	40	30 to 40	78.9	13	68.4
23/04/2019	01:00	0	0	0	0	3	2	1	1	0	0	0	0	0	0	0	0	0	0	0	7	45	35 to 45	85.7	7	100.0
23/04/2019	02:00	0	0	0	3	3	0	1	0	0	0	0	0	0	0	0	0	0	0	0	7	35	25 to 35	85.7	4	57.1
23/04/2019	03:00	0	0	0	2	5	0	0	1	0	0	0	0	0	0	0	0	0	0	0	8	35	25 to 35	87.5	6	75.0
23/04/2019	04:00	0	0	0	7	4	1	1	1	0	0	0	0	0	0	0	0	0	0	0	14	40	30 to 40	85.7	7	50.0
23/04/2019	05:00	0	0	5	16	24	17	6	1	1	1	0	0	0	0	0	0	0	0	0	71	39.4	30 to 40	80.3	50	70.4
23/04/2019	06:00	5	1	13	61	58	17	0	0	0	0	0	0	0	0	0	0	0	0	0	155	34.5	30 to 40	87.7	75	48.4
23/04/2019	07:00	1	18	83	249	82	8	4	0	0	0	0	0	0	0	0	0	0	0	0	445	31.6	25 to 35	93.0	94	21.1
23/04/2019	08:00	3	10	148	330	41	3	1	0	0	0	0	0	0	0	0	0	0	0	0	536	29.5	25 to 35	96.8	45	8.4
23/04/2019	09:00	8	26	136	284	50	3	0	0	0	0	0	0	0	0	0	0	0	0	0	507	29.6	25 to 35	92.7	53	10.5
23/04/2019	10:00	2	14	145	295	58	2	0	0	0	0	0	0	0	0	0	0	0	0	0	516	29.7	25 to 35	96.5	60	11.6
23/04/2019	11:00	7	26	163	288	32	2	0	0	0	0	0	0	0	0	0	0	0	0	0	518	29.2	25 to 35	93.2	34	6.6
23/04/2019	12:00	11	13	143	341	61	3	1	0	0	0	0	0	0	0	0	0	0	0	0	573	29.7	25 to 35	95.1	65	11.3
23/04/2019	13:00	6	9	122	282	58	5	0	0	0	0	0	0	0	0	0	0	0	0	0	482	29.8	25 to 35	95.9	63	13.1
23/04/2019	14:00	2	24	164	382	45	1	0	0	0	0	0	0	0	0	0	0	0	0	0	618	29.4	25 to 35	95.6	46	7.4
23/04/2019	15:00	12	28	240	360	39	4	0	0	0	0	0	0	0	0	0	0	0	0	0	683	29.2	25 to 35	93.6	43	6.3
23/04/2019	16:00	152	96	193	255	33	3	0	0	0	0	0	0	0	0	0	0	0	0	0	732	28.5	20 to 30	74.3	36	4.9
23/04/2019	17:00	82	103	335	308	38	2	1	0	0	0	0	0	0	0	0	0	0	0	0	869	28.6	20 to 30	85.8	41	4.7
23/04/2019	18:00	2	10	126	399	89	11	0	0	0	0	0	0	0	0	0	0	0	0	0	637	30.2	25 to 35	96.4	100	15.7
23/04/2019	19:00	4	8	43	275	89	7	0	0	0	0	0	0	0	0	0	0	0	0	0	426	31.8	25 to 35	95.5	96	22.5
23/04/2019	20:00	4	14	53	190	50	12	1	0	0	0	0	0	0	0	0	0	0	0	0	324	31.4	25 to 35	90.4	63	19.4
23/04/2019	21:00	1	2	23	155	47	6	0	1	0	0	0	0	0	0	0	0	0	0	0	235	32	25 to 35	95.7	54	23.0
23/04/2019	22:00	1	2	21	74	27	2	1	0	0	1	0	0	0	0	0	0	0	0	0	129	32.2	25 to 35	94.6	31	24.0
23/04/2019	23:00	3	0	7	25	16	7	1	0	0	0	0	0	0	0	0	0	0	0	0	59	34.7	25 to 35	81.4	24	40.7
24 Hr Summary		306	404	2164	4586	960	120	21	5	2	2	0	0	0	0	0	0	0	0	0	8570	29.8	25 to 35	90.0	1110	13.0

Incoming Direction Histogram

The Street Dentist

from Wed-Apr-17-2019-02-00-PM to Thu-May-09-2019-01-59-PM

Date	Starting Hr:min	<15	15 to <20	20 to <25	25 to <30	30 to <35	35 to <40	40 to <45	45 to <50	50 to <55	55 to <60	60 to <65	65 to <70	70 to <75	75 to <80	80 to <85	85 to <90	90 to <95	95 to <100	100 to >105	Total Counts	85pct Speed	10mph Pace	% in pace	# of Speeders	% Speeders
24/04/2019	00:00	0	0	4	17	7	3	2	0	0	0	0	0	0	0	0	0	0	0	0	33	35	25 to 35	84.8	12	36.4
24/04/2019	01:00	0	1	1	9	3	2	0	2	0	0	0	0	0	0	0	0	0	0	0	18	37.5	30 to 40	77.8	7	38.9
24/04/2019	02:00	0	0	0	4	3	2	1	0	0	0	0	0	0	0	0	0	0	0	0	10	37.5	30 to 40	90.0	6	60.0
24/04/2019	03:00	0	0	0	1	5	0	0	1	0	0	0	0	0	0	0	0	0	0	0	7	35	25 to 35	85.7	6	85.7
24/04/2019	04:00	0	0	2	9	12	1	0	0	0	0	0	0	0	0	0	0	0	0	0	24	33.8	25 to 35	95.8	13	54.2
24/04/2019	05:00	0	1	3	19	22	9	5	1	0	0	0	0	0	0	0	0	0	0	0	60	38.3	30 to 40	83.3	37	61.7
24/04/2019	06:00	6	4	10	65	50	12	4	1	0	0	0	0	0	0	0	0	0	0	0	152	34.4	30 to 40	83.6	67	44.1
24/04/2019	07:00	2	9	84	229	71	17	4	0	0	0	0	0	0	0	0	0	0	0	0	416	32.1	25 to 35	92.3	92	22.1
24/04/2019	08:00	12	18	210	324	59	3	0	0	0	0	0	0	0	0	0	0	0	0	0	626	29.5	25 to 35	94.7	62	9.9
24/04/2019	09:00	4	19	127	250	56	4	0	1	0	0	0	0	0	0	0	0	0	0	0	461	29.8	25 to 35	93.9	61	13.2
24/04/2019	10:00	5	16	88	298	48	3	1	0	0	0	0	0	0	0	0	0	0	0	0	459	29.7	25 to 35	94.6	52	11.3
24/04/2019	11:00	5	17	151	288	57	6	1	0	0	0	0	0	0	0	0	0	0	0	0	525	29.7	25 to 35	94.5	64	12.2
24/04/2019	12:00	9	21	146	333	78	6	1	0	0	0	0	0	0	0	0	0	0	0	0	594	29.9	25 to 35	93.8	85	14.3
24/04/2019	13:00	5	14	73	298	61	7	2	0	0	0	0	0	0	0	0	0	0	0	0	460	30.1	25 to 35	93.9	70	15.2
24/04/2019	14:00	6	15	178	311	53	5	1	0	0	0	0	0	0	0	0	0	0	0	0	569	29.6	25 to 35	95.3	59	10.4
24/04/2019	15:00	21	63	201	312	52	4	0	0	0	0	0	0	0	0	0	0	0	0	0	653	29.3	20 to 30	88.2	56	8.6
24/04/2019	16:00	22	51	280	383	58	9	0	0	0	0	0	0	0	0	0	0	0	0	0	803	29.3	25 to 35	89.8	67	8.3
24/04/2019	17:00	24	57	268	382	56	8	0	0	0	0	0	0	0	0	0	0	0	0	0	795	29.3	20 to 30	88.9	64	8.1
24/04/2019	18:00	12	40	239	370	64	5	1	0	0	0	0	0	0	0	0	0	0	0	0	731	29.5	25 to 35	92.1	70	9.6
24/04/2019	19:00	3	6	70	263	77	8	2	0	0	0	0	0	0	0	0	0	0	0	0	429	31.5	25 to 35	95.6	87	20.3
24/04/2019	20:00	2	4	62	186	53	5	3	1	0	0	0	0	0	0	0	0	0	0	0	316	31.4	25 to 35	95.3	62	19.6
24/04/2019	21:00	3	3	29	146	61	5	1	2	0	0	0	0	0	0	0	0	0	0	0	250	32.5	25 to 35	94.4	69	27.6
24/04/2019	22:00	0	6	13	92	33	7	3	0	0	0	0	0	0	0	0	0	0	0	0	154	33	25 to 35	89.6	43	27.9
24/04/2019	23:00	0	1	4	21	14	4	0	1	0	0	0	0	0	0	0	0	0	0	0	45	34.3	25 to 35	86.7	19	42.2
24 Hr Summary		141	366	2243	4610	1053	135	32	10	0	0	0	0	0	0	0	0	0	0	0	8590	29.9	25 to 35	92.0	1230	14.3

Incoming Direction Histogram

The Street Dentist

from Wed-Apr-17-2019-02-00-PM to Thu-May-09-2019-01-59-PM

Date	Starting Hr:min	<15	15 to <20	20 to <25	25 to <30	30 to <35	35 to <40	40 to <45	45 to <50	50 to <55	55 to <60	60 to <65	65 to <70	70 to <75	75 to <80	80 to <85	85 to <90	90 to <95	95 to <100	100 to >105	Total Counts	85pct Speed	10mph Pace	% in pace	# of Speeders	% Speeders
25/04/2019	00:00	0	0	0	10	4	1	0	0	0	0	0	0	0	0	0	0	0	0	0	15	33.8	30 to 40	100.0	5	33.3
25/04/2019	01:00	0	1	3	6	6	4	1	1	0	0	0	0	0	0	0	0	0	0	0	22	38.8	30 to 40	72.7	12	54.5
25/04/2019	02:00	0	0	2	2	2	2	0	0	0	0	0	0	0	0	0	0	0	0	0	8	37.5	25 to 35	75.0	4	50.0
25/04/2019	03:00	0	0	1	11	9	3	3	0	0	0	0	0	0	0	0	0	0	0	0	27	38.3	30 to 40	85.2	15	55.6
25/04/2019	04:00	0	1	3	11	10	1	0	1	0	0	0	0	0	0	0	0	0	0	0	27	34	25 to 35	88.9	12	44.4
25/04/2019	05:00	0	4	1	23	21	12	7	1	0	0	0	0	0	0	0	0	0	0	0	69	39.2	30 to 40	81.2	41	59.4
25/04/2019	06:00	7	2	9	77	48	11	5	0	0	0	0	0	0	0	0	0	0	0	0	159	34.2	30 to 40	85.5	64	40.3
25/04/2019	07:00	3	10	88	224	81	13	1	0	0	0	0	0	0	0	0	0	0	0	0	420	32	25 to 35	93.6	95	22.6
25/04/2019	08:00	55	26	208	242	55	1	0	0	0	0	0	0	0	0	0	0	0	0	0	587	29.3	25 to 35	86.0	56	9.5
25/04/2019	09:00	21	38	116	255	59	4	0	0	0	0	0	0	0	0	0	0	0	0	0	493	29.8	25 to 35	87.2	63	12.8
25/04/2019	10:00	2	15	121	288	50	5	0	0	0	0	0	0	0	0	0	0	0	0	0	481	29.7	25 to 35	95.4	55	11.4
25/04/2019	11:00	8	24	152	298	69	5	2	0	0	0	0	0	0	0	0	0	0	0	0	558	29.9	25 to 35	93.0	76	13.6
25/04/2019	12:00	3	21	96	183	29	2	0	0	0	0	0	0	0	0	0	0	0	0	0	334	29.5	25 to 35	92.2	31	9.3
25/04/2019	13:00	0	7	80	234	49	4	2	0	0	0	0	0	0	0	0	0	0	0	0	376	30	25 to 35	96.5	55	14.6
25/04/2019	14:00	10	19	221	350	61	5	0	0	0	0	0	0	0	0	0	0	0	0	0	666	29.5	25 to 35	94.9	66	9.9
25/04/2019	15:00	17	27	214	365	57	2	1	0	0	0	0	0	0	0	0	0	0	0	0	683	29.4	25 to 35	93.1	60	8.8
25/04/2019	16:00	22	16	272	461	46	2	0	0	0	0	0	0	0	0	0	0	0	0	0	819	29.2	25 to 35	95.1	48	5.9
25/04/2019	17:00	10	68	301	415	67	1	0	0	0	0	0	0	0	0	0	0	0	0	0	862	29.3	20 to 30	91.0	68	7.9
25/04/2019	18:00	6	17	105	385	120	5	1	0	0	0	0	0	0	0	0	0	0	0	0	639	31.2	25 to 35	95.5	126	19.7
25/04/2019	19:00	5	6	84	325	100	16	2	0	0	0	0	0	0	0	0	0	0	0	0	538	31.8	25 to 35	94.6	118	21.9
25/04/2019	20:00	2	1	53	187	65	9	2	0	0	0	0	0	0	0	0	0	0	0	0	319	32.2	25 to 35	95.6	76	23.8
25/04/2019	21:00	1	2	38	205	55	3	2	0	0	0	0	0	0	0	0	0	0	0	0	306	31.3	25 to 35	97.4	60	19.6
25/04/2019	22:00	0	1	24	104	53	9	2	0	0	0	0	0	0	0	0	0	0	0	0	193	33.3	25 to 35	93.8	64	33.2
25/04/2019	23:00	0	1	5	36	28	9	1	3	1	0	0	0	0	0	0	0	0	0	0	84	35.6	30 to 40	86.9	42	50.0
24 Hr Summary		172	307	2197	4697	1144	129	32	6	1	0	0	0	0	0	0	0	0	0	0	8685	30	25 to 35	92.6	1312	15.1

Incoming Direction Histogram

The Street Dentist

from Wed-Apr-17-2019-02-00-PM to Thu-May-09-2019-01-59-PM

Date	Starting Hr:min	<15	15 to <20	20 to <25	25 to <30	30 to <35	35 to <40	40 to <45	45 to <50	50 to <55	55 to <60	60 to <65	65 to <70	70 to <75	75 to <80	80 to <85	85 to <90	90 to <95	95 to <100	100 to >105	Total Counts	85pct Speed	10mph Pace	% in pace	# of Speeders	% Speeders
26/04/2019	00:00	0	0	7	10	21	2	1	0	0	0	0	0	0	0	0	0	0	0	0	41	34.3	25 to 35	92.7	24	58.5
26/04/2019	01:00	0	0	0	4	3	5	1	2	0	0	0	0	0	0	0	0	0	0	0	15	45	30 to 40	80.0	11	73.3
26/04/2019	02:00	0	0	3	7	3	1	0	0	0	0	0	0	0	0	0	0	0	0	0	14	33.3	25 to 35	92.9	4	28.6
26/04/2019	03:00	0	0	2	5	4	1	1	2	0	0	0	0	0	0	0	0	0	0	0	15	45	25 to 35	73.3	8	53.3
26/04/2019	04:00	0	0	0	6	4	2	4	1	0	0	0	0	0	0	0	0	0	0	0	17	42.5	30 to 40	70.6	11	64.7
26/04/2019	05:00	0	1	5	18	21	14	4	2	0	0	0	0	0	0	0	0	0	0	0	65	38.6	30 to 40	81.5	41	63.1
26/04/2019	06:00	2	5	5	71	60	21	3	1	0	0	0	0	0	0	0	0	0	0	0	168	35	30 to 40	90.5	85	50.6
26/04/2019	07:00	0	4	63	279	91	16	0	0	0	0	0	0	0	0	0	0	0	0	0	453	32.1	25 to 35	95.6	107	23.6
26/04/2019	08:00	8	13	149	350	74	6	0	0	0	0	0	0	0	0	0	0	0	0	0	600	29.9	25 to 35	95.5	80	13.3
26/04/2019	09:00	7	10	104	276	84	4	3	0	0	0	0	0	0	0	0	0	0	0	0	488	31.1	25 to 35	95.1	91	18.6
26/04/2019	10:00	4	17	121	272	78	8	0	0	0	0	0	0	0	0	0	0	0	0	0	500	30.7	25 to 35	94.2	86	17.2
26/04/2019	11:00	3	11	162	290	60	2	1	0	0	0	0	0	0	0	0	0	0	0	0	529	29.7	25 to 35	96.8	63	11.9
26/04/2019	12:00	2	20	214	337	54	5	1	0	0	0	0	0	0	0	0	0	0	0	0	633	29.5	25 to 35	95.6	60	9.5
26/04/2019	13:00	5	11	131	318	71	7	0	0	0	0	0	0	0	0	0	0	0	0	0	543	30	25 to 35	95.8	78	14.4
26/04/2019	14:00	11	25	185	368	63	2	0	0	0	0	0	0	0	0	0	0	0	0	0	654	29.6	25 to 35	94.2	65	9.9
26/04/2019	15:00	17	25	223	385	43	2	0	0	0	0	0	0	0	0	0	0	0	0	0	695	29.2	25 to 35	93.7	45	6.5
26/04/2019	16:00	59	68	264	333	52	4	0	0	0	0	0	0	0	0	0	0	0	0	0	780	29.1	20 to 30	85.3	56	7.2
26/04/2019	17:00	6	41	277	410	72	5	0	0	0	0	0	0	0	0	0	0	0	0	0	811	29.5	25 to 35	93.6	77	9.5
26/04/2019	18:00	15	20	164	412	90	11	0	0	0	0	0	0	0	0	0	0	0	0	0	712	29.9	25 to 35	93.5	101	14.2
26/04/2019	19:00	4	4	62	286	85	16	1	1	0	0	0	0	0	0	0	0	0	0	0	459	32	25 to 35	94.3	103	22.4
26/04/2019	20:00	4	4	87	231	49	4	1	0	0	0	0	0	0	0	0	0	0	0	0	380	29.9	25 to 35	96.6	54	14.2
26/04/2019	21:00	0	2	23	163	45	6	0	0	0	0	0	0	0	0	0	0	0	0	0	239	31.7	25 to 35	96.7	51	21.3
26/04/2019	22:00	1	1	24	145	37	9	0	0	0	0	0	0	0	0	0	0	0	0	0	217	31.8	25 to 35	94.9	46	21.2
26/04/2019	23:00	0	1	9	83	35	14	1	1	0	0	0	0	0	0	0	0	0	0	0	144	34.1	30 to 40	91.7	51	35.4
24 Hr Summary		148	283	2284	5059	1199	167	22	10	0	0	0	0	0	0	0	0	0	0	0	9172	30.1	25 to 35	93.1	1398	15.2

Incoming Direction Histogram

The Street Dentist

from Wed-Apr-17-2019-02-00-PM to Thu-May-09-2019-01-59-PM

Date	Starting Hr:min	<15	15 to <20	20 to <25	25 to <30	30 to <35	35 to <40	40 to <45	45 to <50	50 to <55	55 to <60	60 to <65	65 to <70	70 to <75	75 to <80	80 to <85	85 to <90	90 to <95	95 to <100	100 to >105	Total Counts	85pct Speed	10mph Pace	% in pace	# of Speeders	% Speeders
27/04/2019	00:00	0	0	2	37	24	13	1	1	0	0	0	0	0	0	0	0	0	0	0	78	36.2	30 to 40	94.9	39	50.0
27/04/2019	01:00	0	0	2	19	18	8	2	0	0	0	0	0	0	0	0	0	0	0	0	49	36.9	30 to 40	91.8	28	57.1
27/04/2019	02:00	0	0	1	13	12	5	4	1	0	0	0	0	0	0	0	0	0	0	0	36	40	30 to 40	83.3	22	61.1
27/04/2019	03:00	0	0	1	6	5	2	1	0	1	0	0	0	0	0	0	0	0	0	0	16	40	30 to 40	81.3	9	56.3
27/04/2019	04:00	0	0	0	6	4	0	2	0	0	0	0	0	0	0	0	0	0	0	0	12	35	25 to 35	83.3	6	50.0
27/04/2019	05:00	0	0	1	12	12	3	4	0	0	0	0	0	0	0	0	0	0	0	0	32	38.3	30 to 40	84.4	19	59.4
27/04/2019	06:00	0	0	11	32	25	9	6	1	0	0	0	0	0	0	0	0	0	0	0	84	36.7	25 to 35	81.0	41	48.8
27/04/2019	07:00	0	0	11	76	49	9	2	0	0	0	0	0	0	0	0	0	0	0	0	147	33.9	25 to 35	92.5	60	40.8
27/04/2019	08:00	2	5	48	155	62	7	1	0	0	0	0	0	0	0	0	0	0	0	0	280	32.3	25 to 35	94.6	70	25.0
27/04/2019	09:00	10	9	85	249	54	6	0	0	0	0	0	0	0	0	0	0	0	0	0	413	30	25 to 35	93.9	60	14.5
27/04/2019	10:00	4	6	163	317	62	4	0	0	0	0	0	0	0	0	0	0	0	0	0	556	29.7	25 to 35	97.5	66	11.9
27/04/2019	11:00	6	11	181	319	41	2	0	0	0	0	0	0	0	0	0	0	0	0	0	560	29.4	25 to 35	96.6	43	7.7
27/04/2019	12:00	13	17	156	324	57	5	1	0	0	0	0	0	0	0	0	0	0	0	0	573	29.6	25 to 35	93.7	63	11.0
27/04/2019	13:00	14	13	156	353	76	4	0	0	0	0	0	0	0	0	0	0	0	0	0	616	29.8	25 to 35	95.0	80	13.0
27/04/2019	14:00	1	6	92	350	77	11	0	0	0	0	0	0	0	0	0	0	0	0	0	537	30.5	25 to 35	96.6	88	16.4
27/04/2019	15:00	6	13	80	332	111	11	2	0	0	0	0	0	0	0	0	0	0	0	0	555	31.8	25 to 35	94.2	124	22.3
27/04/2019	16:00	2	17	146	365	71	12	1	0	0	0	0	0	0	0	0	0	0	0	0	614	29.9	25 to 35	94.8	84	13.7
27/04/2019	17:00	4	13	119	314	81	6	2	1	0	0	0	0	0	0	0	0	0	0	0	540	30.6	25 to 35	95.2	90	16.7
27/04/2019	18:00	16	2	66	235	96	14	1	0	0	0	0	0	0	0	0	0	0	0	0	430	32.4	25 to 35	92.3	111	25.8
27/04/2019	19:00	3	1	24	185	77	16	1	0	0	0	0	0	0	0	0	0	0	0	0	307	33.1	25 to 35	93.2	94	30.6
27/04/2019	20:00	1	2	12	120	54	6	1	1	0	0	0	0	0	0	0	0	0	0	0	197	33	25 to 35	94.4	62	31.5
27/04/2019	21:00	1	1	23	134	47	5	1	2	0	0	0	0	0	0	0	0	0	0	0	214	32.4	25 to 35	95.3	55	25.7
27/04/2019	22:00	7	9	91	243	60	6	1	0	0	0	0	0	0	0	0	0	0	0	0	417	30.3	25 to 35	94.5	67	16.1
27/04/2019	23:00	1	5	16	109	45	12	1	0	0	0	0	0	0	0	0	0	0	0	0	189	33.3	25 to 35	89.9	58	30.7
24 Hr Summary		91	130	1487	4305	1220	176	35	7	1	0	0	0	0	0	0	0	0	0	0	7452	31.3	25 to 35	94.1	1439	19.3

Incoming Direction Histogram

The Street Dentist

from Wed-Apr-17-2019-02-00-PM to Thu-May-09-2019-01-59-PM

Date	Starting Hr:min	<15	15 to <20	20 to <25	25 to <30	30 to <35	35 to <40	40 to <45	45 to <50	50 to <55	55 to <60	60 to <65	65 to <70	70 to <75	75 to <80	80 to <85	85 to <90	90 to <95	95 to <100	100 to >105	Total Counts	85pct Speed	10mph Pace	% in pace	# of Speeders	% Speeders
28/04/2019	00:00	0	1	9	59	26	3	1	0	0	0	0	0	0	0	0	0	0	0	0	99	32.9	25 to 35	94.9	30	30.3
28/04/2019	01:00	0	0	4	19	21	4	9	0	0	0	0	0	0	0	0	0	0	0	0	57	40	25 to 35	77.2	34	59.6
28/04/2019	02:00	0	0	2	11	11	6	6	1	0	0	0	0	0	0	0	0	0	0	0	37	40.8	30 to 40	75.7	24	64.9
28/04/2019	03:00	0	0	0	14	5	5	1	1	1	0	0	0	0	0	0	0	0	0	0	27	39	30 to 40	88.9	13	48.1
28/04/2019	04:00	0	0	1	8	5	2	1	2	0	0	0	0	0	0	0	0	0	0	0	19	40	30 to 40	78.9	10	52.6
28/04/2019	05:00	0	0	0	9	11	5	3	0	0	0	0	0	0	0	0	0	0	0	0	28	39	30 to 40	89.3	19	67.9
28/04/2019	06:00	0	0	2	14	12	7	3	2	0	0	0	0	0	0	0	0	0	0	0	40	39.3	30 to 40	82.5	24	60.0
28/04/2019	07:00	1	0	3	13	23	9	0	0	0	0	0	0	0	0	0	0	0	0	0	49	36.1	30 to 40	91.8	32	65.3
28/04/2019	08:00	28	1	11	89	34	9	2	0	0	0	0	0	0	0	0	0	0	0	0	174	32.8	25 to 35	77.0	45	25.9
28/04/2019	09:00	6	5	30	143	53	10	1	0	0	0	0	0	0	0	0	0	0	0	0	248	32.5	25 to 35	91.1	64	25.8
28/04/2019	10:00	43	8	42	197	76	8	1	0	0	0	0	0	0	0	0	0	0	0	0	375	31.9	25 to 35	84.0	85	22.7
28/04/2019	11:00	8	15	62	305	68	6	0	0	0	0	0	0	0	0	0	0	0	0	0	464	30.3	25 to 35	93.8	74	15.9
28/04/2019	12:00	8	6	103	348	73	5	0	0	0	0	0	0	0	0	0	0	0	0	0	543	30	25 to 35	96.5	78	14.4
28/04/2019	13:00	4	10	72	316	87	14	0	0	0	0	1	0	0	0	0	0	0	0	0	504	31.5	25 to 35	94.2	102	20.2
28/04/2019	14:00	1	6	85	307	131	7	1	1	0	0	0	0	0	0	0	0	0	0	0	539	32.3	25 to 35	97.0	140	26.0
28/04/2019	15:00	2	13	87	320	90	15	2	0	0	0	0	0	0	0	0	0	0	0	0	529	31.6	25 to 35	94.0	107	20.2
28/04/2019	16:00	8	5	49	375	112	8	2	0	0	0	0	0	0	0	0	0	0	0	0	559	31.7	25 to 35	95.9	122	21.8
28/04/2019	17:00	2	3	38	261	114	9	1	1	0	0	0	0	0	0	0	0	0	0	0	429	32.7	25 to 35	96.3	125	29.1
28/04/2019	18:00	0	1	16	191	82	13	1	0	0	0	0	0	0	0	0	0	0	0	0	304	33	25 to 35	95.1	96	31.6
28/04/2019	19:00	2	7	32	179	87	13	3	0	0	0	0	0	0	0	0	0	0	0	0	323	33.2	25 to 35	92.3	103	31.9
28/04/2019	20:00	3	1	19	126	32	10	1	0	0	0	0	0	0	0	0	0	0	0	0	192	32.2	25 to 35	92.2	43	22.4
28/04/2019	21:00	2	2	11	82	36	5	3	1	0	1	1	0	0	0	0	0	0	0	0	144	33.5	25 to 35	89.6	47	32.6
28/04/2019	22:00	0	1	16	59	21	5	0	1	0	1	0	0	0	0	0	0	0	0	0	104	32.9	25 to 35	92.3	28	26.9
28/04/2019	23:00	0	1	3	28	15	4	2	0	0	0	0	0	0	0	0	0	0	0	0	53	34.3	30 to 40	88.7	21	39.6
24 Hr Summary		118	86	697	3473	1225	182	44	10	1	2	2	0	0	0	0	0	0	0	0	5840	32.4	25 to 35	92.4	1466	25.1

Incoming Direction Histogram

The Street Dentist

from Wed-Apr-17-2019-02-00-PM to Thu-May-09-2019-01-59-PM

Date	Starting Hr:min	<15	15 to <20	20 to <25	25 to <30	30 to <35	35 to <40	40 to <45	45 to <50	50 to <55	55 to <60	60 to <65	65 to <70	70 to <75	75 to <80	80 to <85	85 to <90	90 to <95	95 to <100	100 to >105	Total Counts	85pct Speed	10mph Pace	% in pace	# of Speeders	% Speeders
29/04/2019	00:00	0	0	0	13	13	6	2	0	1	0	0	0	0	0	0	0	0	0	0	35	38.3	30 to 40	91.4	22	62.9
29/04/2019	01:00	0	0	1	9	8	3	1	1	0	0	0	0	0	0	0	0	0	0	0	23	38.3	30 to 40	87.0	13	56.5
29/04/2019	02:00	0	0	0	2	3	2	0	0	1	0	0	0	0	0	0	0	0	0	0	8	40	30 to 40	87.5	6	75.0
29/04/2019	03:00	0	0	0	1	5	1	1	0	0	0	0	0	0	0	0	0	0	0	0	8	40	30 to 40	87.5	7	87.5
29/04/2019	04:00	0	0	1	10	5	6	2	0	0	0	0	0	0	0	0	0	0	0	0	24	38.3	30 to 40	87.5	13	54.2
29/04/2019	05:00	0	3	1	30	34	8	3	1	1	0	0	0	0	0	0	0	0	0	0	81	35.6	30 to 40	88.9	47	58.0
29/04/2019	06:00	6	0	15	63	42	16	8	1	0	0	0	0	0	0	0	0	0	0	0	151	35.6	30 to 40	80.1	67	44.4
29/04/2019	07:00	2	6	74	263	92	9	0	0	0	0	0	0	0	0	0	0	0	0	0	446	31.8	25 to 35	96.2	101	22.6
29/04/2019	08:00	12	14	154	330	66	6	0	0	0	0	0	0	0	0	0	0	0	0	0	582	29.8	25 to 35	94.5	72	12.4
29/04/2019	09:00	3	5	86	270	57	8	1	0	0	0	0	0	0	0	0	0	0	0	0	430	30.2	25 to 35	96.0	66	15.3
29/04/2019	10:00	9	9	127	272	44	1	1	3	0	0	0	0	0	0	0	0	0	0	0	466	29.6	25 to 35	95.1	49	10.5
29/04/2019	11:00	1	14	137	273	38	3	0	0	0	0	0	0	0	0	0	0	0	0	0	466	29.5	25 to 35	96.1	41	8.8
29/04/2019	12:00	8	4	123	338	49	3	1	0	0	0	0	0	0	0	0	0	0	0	0	526	29.6	25 to 35	97.0	53	10.1
29/04/2019	13:00	4	8	107	342	61	7	0	0	0	0	0	0	0	0	0	0	0	0	0	529	29.8	25 to 35	96.4	68	12.9
29/04/2019	14:00	6	19	158	378	41	6	0	0	0	0	0	0	0	0	0	0	0	0	0	608	29.4	25 to 35	94.9	47	7.7
29/04/2019	15:00	12	37	197	297	50	2	0	0	1	0	0	0	0	0	0	0	0	0	0	596	29.4	25 to 35	91.3	53	8.9
29/04/2019	16:00	14	73	316	355	50	4	0	0	0	0	0	0	0	0	0	0	0	0	0	812	29	20 to 30	91.6	54	6.7
29/04/2019	17:00	20	50	313	432	58	2	0	0	0	0	0	0	0	0	0	0	0	0	0	875	29.2	25 to 35	91.8	60	6.9
29/04/2019	18:00	19	37	155	370	79	7	0	1	0	0	0	0	0	0	0	0	0	0	0	668	29.8	25 to 35	90.4	87	13.0
29/04/2019	19:00	3	3	50	266	93	18	1	0	0	0	0	0	0	0	0	0	0	0	0	434	32.5	25 to 35	94.2	112	25.8
29/04/2019	20:00	1	0	56	201	57	10	2	0	1	0	0	0	0	0	0	0	0	0	0	328	31.8	25 to 35	95.7	70	21.3
29/04/2019	21:00	5	1	28	136	39	10	1	2	0	0	0	1	0	0	0	0	0	0	0	223	32.6	25 to 35	91.0	53	23.8
29/04/2019	22:00	0	1	14	92	34	9	1	1	0	0	0	0	0	0	0	0	0	0	0	152	33.2	25 to 35	92.1	45	29.6
29/04/2019	23:00	1	0	2	29	22	6	0	1	0	0	0	0	0	0	0	0	0	0	0	61	34.5	30 to 40	93.4	29	47.5
24 Hr Summary		126	284	2115	4772	1040	153	25	11	5	0	0	1	0	0	0	0	0	0	0	8532	30	25 to 35	92.9	1235	14.5

Incoming Direction Histogram

The Street Dentist

from Wed-Apr-17-2019-02-00-PM to Thu-May-09-2019-01-59-PM

Date	Starting Hr:min	<15	15 to <20	20 to <25	25 to <30	30 to <35	35 to <40	40 to <45	45 to <50	50 to <55	55 to <60	60 to <65	65 to <70	70 to <75	75 to <80	80 to <85	85 to <90	90 to <95	95 to <100	100 to >105	Total Counts	85pct Speed	10mph Pace	% in pace	# of Speeders	% Speeders
30/04/2019	00:00	0	0	2	19	4	2	1	0	0	0	0	0	0	0	0	0	0	0	0	28	33.8	25 to 35	89.3	7	25.0
30/04/2019	01:00	0	0	2	2	6	2	1	1	0	0	0	0	0	0	0	0	0	0	0	14	40	25 to 35	71.4	10	71.4
30/04/2019	02:00	1	0	0	3	4	1	2	0	0	0	0	0	0	0	0	0	0	0	0	11	40	30 to 40	72.7	7	63.6
30/04/2019	03:00	0	1	2	4	2	3	0	1	1	0	0	0	0	0	0	0	0	0	0	14	40	30 to 40	64.3	7	50.0
30/04/2019	04:00	0	0	2	3	9	2	0	1	0	0	0	0	0	0	0	0	0	0	0	17	35	25 to 35	82.4	12	70.6
30/04/2019	05:00	0	2	3	18	23	19	5	1	0	0	0	0	0	0	0	0	0	0	0	71	38.7	30 to 40	84.5	48	67.6
30/04/2019	06:00	3	7	13	79	59	15	2	0	0	0	0	0	0	0	0	0	0	0	0	178	34.2	30 to 40	86.0	76	42.7
30/04/2019	07:00	2	19	100	227	78	9	0	1	0	0	0	0	0	0	0	0	0	0	0	436	31.5	25 to 35	92.9	88	20.2
30/04/2019	08:00	3	24	226	342	54	2	0	1	0	0	0	0	0	0	0	0	0	0	0	652	29.4	25 to 35	95.4	57	8.7
30/04/2019	09:00	8	19	110	277	52	0	0	0	0	0	0	0	0	0	0	0	0	0	0	466	29.7	25 to 35	94.2	52	11.2
30/04/2019	10:00	6	13	153	301	43	6	0	0	0	0	0	0	0	0	0	0	0	0	0	522	29.5	25 to 35	95.2	49	9.4
30/04/2019	11:00	5	9	138	288	49	6	1	0	0	0	0	0	0	0	0	0	0	0	0	496	29.7	25 to 35	95.8	56	11.3
30/04/2019	12:00	5	19	146	300	52	9	0	0	0	0	0	0	0	0	0	0	0	0	0	531	29.7	25 to 35	93.8	61	11.5
30/04/2019	13:00	6	22	126	307	68	4	0	0	0	0	0	0	0	0	0	0	0	0	0	533	29.9	25 to 35	94.0	72	13.5
30/04/2019	14:00	4	32	153	337	60	2	0	0	0	0	0	0	0	0	0	0	0	0	0	588	29.6	25 to 35	93.5	62	10.5
30/04/2019	15:00	14	37	199	325	41	4	1	0	0	0	0	0	0	0	0	0	0	0	0	621	29.3	25 to 35	91.0	46	7.4
30/04/2019	16:00	43	83	233	319	47	4	0	0	0	0	0	0	0	0	0	0	0	0	0	729	29.1	20 to 30	87.1	51	7.0
30/04/2019	17:00	23	68	380	362	35	0	0	0	0	0	0	0	0	0	0	0	0	0	0	868	28.7	20 to 30	93.3	35	4.0
30/04/2019	18:00	10	24	155	389	88	14	1	0	0	0	0	0	0	0	0	0	0	0	0	681	30.1	25 to 35	92.8	103	15.1
30/04/2019	19:00	1	0	52	292	94	11	2	1	0	0	0	0	0	0	0	0	0	0	0	453	32.1	25 to 35	96.7	108	23.8
30/04/2019	20:00	3	6	63	200	47	3	0	0	0	0	0	0	0	0	0	0	0	0	0	322	30.2	25 to 35	96.3	50	15.5
30/04/2019	21:00	1	4	38	177	50	8	3	1	0	0	0	0	0	0	0	0	0	0	0	282	32	25 to 35	94.0	62	22.0
30/04/2019	22:00	2	5	34	107	52	9	2	0	0	0	0	1	0	0	0	0	0	0	0	212	33.1	25 to 35	91.0	64	30.2
30/04/2019	23:00	0	0	6	33	21	4	1	1	1	0	0	0	0	0	0	0	0	0	0	67	34.3	25 to 35	89.6	28	41.8
24 Hr Summary		140	394	2336	4711	1038	139	22	9	2	0	0	1	0	0	0	0	0	0	0	8792	29.9	25 to 35	92.0	1211	13.8



Incoming Direction Histogram

The Street Dentist

from Wed-Apr-17-2019-02-00-PM to Thu-May-09-2019-01-59-PM

Date	Starting Hr:min	<15	15 to <20	20 to <25	25 to <30	30 to <35	35 to <40	40 to <45	45 to <50	50 to <55	55 to <60	60 to <65	65 to <70	70 to <75	75 to <80	80 to <85	85 to <90	90 to <95	95 to <100	100 to >105	Total Counts	85pct Speed	10mph Pace	% in pace	# of Speeders	% Speeders
01/05/2019	00:00	1	2	1	13	3	3	1	0	0	0	0	0	0	0	0	0	0	0	0	24	35	30 to 40	79.2	7	29.2
01/05/2019	01:00	0	0	1	8	3	2	3	0	0	0	0	0	0	0	0	0	0	0	0	17	40	30 to 40	76.5	8	47.1
01/05/2019	02:00	0	0	1	5	1	1	0	0	0	0	0	0	0	0	0	0	0	0	0	8	35	25 to 35	87.5	2	25.0
01/05/2019	03:00	0	0	0	4	4	1	1	0	0	0	0	0	0	0	0	0	0	0	0	10	35	30 to 40	90.0	6	60.0
01/05/2019	04:00	1	0	0	6	9	2	2	1	0	0	0	0	0	0	0	0	0	0	0	21	40	30 to 40	81.0	14	66.7
01/05/2019	05:00	0	1	4	14	23	7	6	2	0	0	0	0	0	0	0	0	0	0	0	57	39.3	30 to 40	77.2	38	66.7
01/05/2019	06:00	3	2	19	59	50	11	9	1	0	0	0	0	0	0	0	0	0	0	0	154	34.8	25 to 35	83.1	71	46.1
01/05/2019	07:00	5	20	97	283	66	10	1	0	0	0	0	0	0	0	0	0	0	0	0	482	30.4	25 to 35	92.5	77	16.0
01/05/2019	08:00	4	18	181	294	53	4	0	0	0	0	0	0	0	0	0	0	0	0	0	554	29.6	25 to 35	95.3	57	10.3
01/05/2019	09:00	7	13	105	301	54	3	0	1	0	0	0	0	0	0	0	0	0	0	0	484	29.8	25 to 35	95.0	58	12.0
01/05/2019	10:00	1	5	91	278	70	3	0	0	0	0	0	0	0	0	0	0	0	0	0	448	30.4	25 to 35	98.0	73	16.3
01/05/2019	11:00	4	6	146	242	30	3	1	0	0	0	0	0	0	0	0	0	0	0	0	432	29.4	25 to 35	96.8	34	7.9
01/05/2019	12:00	1	11	154	230	59	10	0	0	0	0	0	0	0	0	0	0	0	0	0	465	30	25 to 35	95.3	69	14.8
01/05/2019	13:00	1	5	104	305	61	6	1	0	0	0	0	0	0	0	0	0	0	0	0	483	29.9	25 to 35	97.3	68	14.1
01/05/2019	14:00	7	28	154	366	62	7	0	0	0	0	0	0	0	0	0	0	0	0	0	624	29.7	25 to 35	93.3	69	11.1
01/05/2019	15:00	13	60	186	330	56	5	1	0	0	0	0	0	0	0	0	0	0	0	0	651	29.5	20 to 30	88.5	62	9.5
01/05/2019	16:00	55	42	296	361	53	10	0	0	0	0	0	0	0	0	0	0	0	0	0	817	29.2	25 to 35	86.9	63	7.7
01/05/2019	17:00	30	65	360	383	36	6	1	0	0	0	0	0	0	0	0	0	0	0	0	881	28.8	20 to 30	91.7	43	4.9
01/05/2019	18:00	2	16	191	419	70	6	1	0	0	0	0	0	0	0	0	0	0	0	0	705	29.7	25 to 35	96.5	77	10.9
01/05/2019	19:00	2	5	73	287	94	12	0	1	0	0	0	0	0	0	0	0	0	0	0	474	31.9	25 to 35	95.8	107	22.6
01/05/2019	20:00	2	4	43	248	47	5	1	1	0	0	0	0	0	0	0	0	0	0	0	351	30.1	25 to 35	96.3	54	15.4
01/05/2019	21:00	2	6	42	132	43	4	0	0	0	0	1	0	0	0	0	0	0	0	0	230	31.6	25 to 35	94.3	48	20.9
01/05/2019	22:00	0	2	27	119	52	8	6	0	0	0	0	0	0	0	0	0	0	0	0	214	33.3	25 to 35	92.5	66	30.8
01/05/2019	23:00	1	0	7	49	16	4	1	1	0	0	0	0	0	0	0	0	0	0	0	79	33.1	25 to 35	91.1	22	27.8
24 Hr Summary		142	311	2283	4736	1015	133	36	8	0	0	1	0	0	0	0	0	0	0	0	8665	29.9	25 to 35	92.7	1193	13.8

Incoming Direction Histogram

The Street Dentist

from Wed-Apr-17-2019-02-00-PM to Thu-May-09-2019-01-59-PM

Date	Starting Hr:min	<15	15 to <20	20 to <25	25 to <30	30 to <35	35 to <40	40 to <45	45 to <50	50 to <55	55 to <60	60 to <65	65 to <70	70 to <75	75 to <80	80 to <85	85 to <90	90 to <95	95 to <100	100 to >105	Total Counts	85pct Speed	10mph Pace	% in pace	# of Speeders	% Speeders
02/05/2019	00:00	0	0	4	12	7	3	1	0	0	0	0	0	0	0	0	0	0	0	0	27	35	25 to 35	85.2	11	40.7
02/05/2019	01:00	0	0	0	1	6	3	0	0	0	0	0	0	0	0	0	0	0	0	0	10	36.7	30 to 40	100.0	9	90.0
02/05/2019	02:00	0	0	0	3	5	4	1	1	0	0	0	0	0	0	0	0	0	0	0	14	40	30 to 40	85.7	11	78.6
02/05/2019	03:00	0	0	0	3	2	2	0	1	0	0	0	0	0	0	0	0	0	0	0	8	40	30 to 40	87.5	5	62.5
02/05/2019	04:00	1	0	3	4	8	5	0	1	0	0	0	0	0	0	0	0	0	0	0	22	38	30 to 40	77.3	14	63.6
02/05/2019	05:00	4	1	6	18	27	9	4	2	0	0	0	0	0	0	0	0	0	0	0	71	37.2	30 to 40	76.1	42	59.2
02/05/2019	06:00	9	3	25	80	34	8	3	0	0	0	0	0	0	0	0	0	0	0	0	162	33.1	25 to 35	85.8	45	27.8
02/05/2019	07:00	11	31	111	203	53	10	1	0	0	0	0	0	0	0	0	0	0	0	0	420	30.1	25 to 35	87.4	64	15.2
02/05/2019	08:00	18	55	152	333	54	2	0	0	0	0	0	0	0	0	0	0	0	0	0	614	29.5	20 to 30	87.9	56	9.1
02/05/2019	09:00	3	7	97	281	51	3	1	0	0	0	0	0	0	0	0	0	0	0	0	443	29.8	25 to 35	96.8	55	12.4
02/05/2019	10:00	11	18	136	309	62	1	1	0	0	0	0	0	0	0	0	0	0	0	0	538	29.7	25 to 35	94.2	64	11.9
02/05/2019	11:00	8	16	164	318	46	2	0	0	0	0	0	0	0	0	0	0	0	0	0	554	29.4	25 to 35	95.3	48	8.7
02/05/2019	12:00	13	44	171	284	49	2	1	0	0	0	0	0	0	0	0	0	0	0	0	564	29.4	25 to 35	89.4	52	9.2
02/05/2019	13:00	6	15	154	263	66	10	0	0	1	0	0	0	0	0	0	0	0	0	0	515	30	25 to 35	93.8	77	15.0
02/05/2019	14:00	2	23	185	312	54	2	1	0	0	1	0	0	0	0	0	0	0	0	0	580	29.5	25 to 35	95.0	58	10.0
02/05/2019	15:00	10	45	258	349	36	3	0	0	0	0	0	0	0	0	0	0	0	0	0	701	29.1	20 to 30	93.0	39	5.6
02/05/2019	16:00	22	29	254	423	57	1	1	0	0	0	0	0	0	0	0	0	0	0	0	787	29.3	25 to 35	93.3	59	7.5
02/05/2019	17:00	41	93	420	311	21	4	0	0	0	0	0	0	0	0	0	0	0	0	0	890	28.2	20 to 30	92.6	25	2.8
02/05/2019	18:00	8	29	209	396	55	6	0	0	0	0	0	0	0	0	0	0	0	0	0	703	29.4	25 to 35	93.9	61	8.7
02/05/2019	19:00	4	11	135	353	86	10	1	0	0	0	0	0	0	0	0	0	0	0	0	600	30.4	25 to 35	95.7	97	16.2
02/05/2019	20:00	2	4	44	220	84	12	2	0	0	0	0	0	0	0	0	0	0	0	0	368	32.6	25 to 35	94.6	98	26.6
02/05/2019	21:00	1	4	35	174	40	6	2	1	0	1	1	0	0	0	0	0	0	0	0	265	31.4	25 to 35	94.0	51	19.2
02/05/2019	22:00	0	3	36	106	63	7	1	0	0	0	0	0	0	0	0	0	0	0	0	216	33.1	25 to 35	94.9	71	32.9
02/05/2019	23:00	0	3	7	36	24	3	1	1	0	0	0	0	0	0	0	0	0	0	0	75	33.8	25 to 35	89.3	29	38.7
24 Hr Summary		174	434	2606	4792	990	118	22	7	1	2	1	0	0	0	0	0	0	0	0	9147	29.8	25 to 35	91.7	1141	12.5

Incoming Direction Histogram

The Street Dentist

from Wed-Apr-17-2019-02-00-PM to Thu-May-09-2019-01-59-PM

Date	Starting Hr:min	<15	15 to <20	20 to <25	25 to <30	30 to <35	35 to <40	40 to <45	45 to <50	50 to <55	55 to <60	60 to <65	65 to <70	70 to <75	75 to <80	80 to <85	85 to <90	90 to <95	95 to <100	100 to >105	Total Counts	85pct Speed	10mph Pace	% in pace	# of Speeders	% Speeders
03/05/2019	00:00	0	0	0	18	14	4	2	2	1	0	0	0	0	0	0	0	0	0	0	41	38.8	30 to 40	87.8	23	56.1
03/05/2019	01:00	1	1	0	7	5	4	2	0	1	0	0	0	0	0	0	0	0	0	0	21	40	30 to 40	76.2	12	57.1
03/05/2019	02:00	0	1	1	3	0	1	0	0	0	0	0	0	0	0	0	0	0	0	0	6	30	20 to 30	83.3	1	16.7
03/05/2019	03:00	0	0	0	2	5	2	0	0	0	0	0	0	0	0	0	0	0	0	0	9	37.5	30 to 40	100.0	7	77.8
03/05/2019	04:00	0	0	1	2	5	4	0	1	0	1	0	0	0	0	0	0	0	0	0	14	40	30 to 40	78.6	11	78.6
03/05/2019	05:00	0	2	5	21	21	6	4	3	2	0	0	0	0	0	0	0	0	0	0	64	39.2	30 to 40	75.0	36	56.3
03/05/2019	06:00	4	5	13	73	52	12	4	1	2	0	0	0	0	0	0	0	0	0	0	166	34.4	25 to 35	83.1	71	42.8
03/05/2019	07:00	0	6	64	222	82	14	1	0	0	0	0	0	0	0	0	0	0	0	0	389	32.4	25 to 35	94.6	97	24.9
03/05/2019	08:00	6	31	164	328	70	3	1	0	0	0	0	0	0	0	0	0	0	0	0	603	29.8	25 to 35	93.2	74	12.3
03/05/2019	09:00	8	20	104	259	81	1	0	0	0	0	0	0	0	0	0	0	0	0	0	473	30.7	25 to 35	93.9	82	17.3
03/05/2019	10:00	5	17	141	267	58	3	0	0	1	0	0	0	0	0	0	0	0	0	0	492	29.8	25 to 35	94.7	62	12.6
03/05/2019	11:00	6	31	173	274	36	2	0	0	0	0	0	0	0	0	0	0	0	0	0	522	29.3	25 to 35	92.5	38	7.3
03/05/2019	12:00	10	40	209	282	50	4	0	0	0	0	0	0	0	0	0	0	0	0	0	595	29.4	25 to 35	90.9	54	9.1
03/05/2019	13:00	8	35	177	337	64	7	1	0	0	0	0	0	0	0	0	0	0	0	0	629	29.7	25 to 35	91.9	72	11.4
03/05/2019	14:00	6	19	204	367	45	4	0	0	0	0	0	0	0	0	0	0	0	0	0	645	29.3	25 to 35	95.5	49	7.6
03/05/2019	15:00	69	111	267	233	30	3	0	0	0	0	0	0	0	0	0	0	0	0	0	713	28.4	20 to 30	85.7	33	4.6
03/05/2019	16:00	66	170	374	196	15	2	0	0	0	0	0	0	0	0	0	0	0	0	0	823	27.3	20 to 30	89.9	17	2.1
03/05/2019	17:00	44	126	378	257	19	2	0	0	0	0	0	0	0	0	0	0	0	0	0	826	28	20 to 30	92.1	21	2.5
03/05/2019	18:00	35	51	205	360	53	4	3	0	0	0	0	0	0	0	0	0	0	0	0	711	29.3	25 to 35	86.9	60	8.4
03/05/2019	19:00	2	20	124	254	84	4	0	0	0	0	0	0	0	0	0	0	0	0	0	488	30.9	25 to 35	94.7	88	18.0
03/05/2019	20:00	7	32	131	178	44	4	1	0	0	0	0	0	0	0	0	0	0	0	0	397	29.7	25 to 35	88.9	49	12.3
03/05/2019	21:00	19	38	108	128	18	1	0	0	0	0	0	0	0	0	0	0	0	0	0	312	28.9	20 to 30	87.8	19	6.1
03/05/2019	22:00	6	19	77	135	31	2	1	0	0	0	0	0	0	0	0	0	0	0	0	271	29.7	25 to 35	89.7	34	12.5
03/05/2019	23:00	2	1	16	68	19	3	1	1	0	0	0	0	0	0	0	0	0	0	0	111	31.8	25 to 35	92.8	24	21.6
24 Hr Summary		304	776	2936	4271	901	96	21	8	7	1	0	0	0	0	0	0	0	0	0	9321	29.6	25 to 35	87.0	1034	11.1

Incoming Direction Histogram

The Street Dentist

from Wed-Apr-17-2019-02-00-PM to Thu-May-09-2019-01-59-PM

Date	Starting Hr:min	<15	15 to <20	20 to <25	25 to <30	30 to <35	35 to <40	40 to <45	45 to <50	50 to <55	55 to <60	60 to <65	65 to <70	70 to <75	75 to <80	80 to <85	85 to <90	90 to <95	95 to <100	100 to >105	Total Counts	85pct Speed	10mph Pace	% in pace	# of Speeders	% Speeders
04/05/2019	00:00	1	0	3	29	19	6	1	1	0	0	0	0	0	0	0	0	0	0	0	60	34.7	30 to 40	90.0	27	45.0
04/05/2019	01:00	0	0	1	12	10	7	1	0	0	0	0	0	0	0	0	0	0	0	0	31	37.1	30 to 40	93.5	18	58.1
04/05/2019	02:00	1	2	4	5	6	5	0	2	0	0	0	0	0	0	0	0	0	0	0	25	38	30 to 40	64.0	13	52.0
04/05/2019	03:00	8	0	0	4	5	1	0	0	0	0	0	0	0	0	0	0	0	0	0	18	33	30 to 40	55.6	6	33.3
04/05/2019	04:00	2	0	0	5	4	5	2	2	1	0	0	0	0	0	0	0	0	0	0	21	45	30 to 40	66.7	14	66.7
04/05/2019	05:00	33	2	2	6	13	5	3	1	0	0	0	0	0	0	0	0	0	0	0	65	34.6	10 to 20	53.8	22	33.8
04/05/2019	06:00	5	0	3	24	13	10	0	2	0	0	0	0	0	0	0	0	0	0	0	57	36.5	30 to 40	82.5	25	43.9
04/05/2019	07:00	11	0	12	53	44	9	1	1	0	0	0	0	0	0	0	0	0	0	0	131	34	25 to 35	83.2	55	42.0
04/05/2019	08:00	23	6	27	130	54	9	0	0	0	0	0	0	0	0	0	0	0	0	0	249	32.4	25 to 35	84.7	63	25.3
04/05/2019	09:00	49	15	101	246	64	4	0	0	0	0	0	0	0	0	0	0	0	0	0	479	29.9	25 to 35	85.8	68	14.2
04/05/2019	10:00	60	46	141	262	51	1	0	0	0	0	0	0	0	0	0	0	0	0	0	561	29.4	25 to 35	80.9	52	9.3
04/05/2019	11:00	17	43	157	315	56	3	0	0	0	0	0	0	0	0	0	0	0	0	0	591	29.5	25 to 35	89.3	59	10.0
04/05/2019	12:00	8	20	125	366	74	6	1	0	0	0	0	0	0	0	0	0	0	0	0	600	29.9	25 to 35	94.2	81	13.5
04/05/2019	13:00	32	30	141	328	74	6	0	0	1	0	0	0	0	0	0	0	0	0	0	612	29.8	25 to 35	88.7	81	13.2
04/05/2019	14:00	43	14	122	313	79	6	0	0	0	0	0	0	0	0	0	0	0	0	0	577	30	25 to 35	89.1	85	14.7
04/05/2019	15:00	85	25	86	273	84	9	1	0	0	0	0	0	0	0	0	0	0	0	0	563	30.6	25 to 35	78.7	94	16.7
04/05/2019	16:00	42	19	121	334	87	8	0	0	0	0	0	0	0	0	0	0	0	0	0	611	30.2	25 to 35	88.7	95	15.5
04/05/2019	17:00	32	9	112	306	94	10	1	0	0	0	0	0	0	0	0	0	0	0	0	564	31.1	25 to 35	90.8	105	18.6
04/05/2019	18:00	1	9	78	272	83	14	1	0	0	0	0	0	0	0	0	0	0	0	0	458	31.7	25 to 35	94.5	98	21.4
04/05/2019	19:00	36	6	39	195	92	8	3	0	1	0	0	0	0	0	0	0	0	0	0	380	32.6	25 to 35	85.8	104	27.4
04/05/2019	20:00	23	3	46	125	43	10	1	0	0	0	0	0	0	0	0	0	0	0	0	251	31.9	25 to 35	85.3	54	21.5
04/05/2019	21:00	0	2	35	114	43	1	0	0	0	0	0	0	0	0	0	0	0	0	0	195	31.7	25 to 35	98.5	44	22.6
04/05/2019	22:00	10	8	42	130	27	2	1	0	0	0	0	0	0	0	0	0	0	0	0	220	29.9	25 to 35	90.5	30	13.6
04/05/2019	23:00	0	2	19	74	24	9	2	1	0	0	0	0	0	0	0	0	0	0	0	131	33.3	25 to 35	89.3	36	27.5
24 Hr Summary		522	261	1417	3921	1143	154	19	10	3	0	0	0	0	0	0	0	0	0	0	7450	30.9	25 to 35	87.0	1329	17.8

Incoming Direction Histogram

The Street Dentist

from Wed-Apr-17-2019-02-00-PM to Thu-May-09-2019-01-59-PM

Date	Starting Hr:min	<15	15 to <20	20 to <25	25 to <30	30 to <35	35 to <40	40 to <45	45 to <50	50 to <55	55 to <60	60 to <65	65 to <70	70 to <75	75 to <80	80 to <85	85 to <90	90 to <95	95 to <100	100 to >105	Total Counts	85pct Speed	10mph Pace	% in pace	# of Speeders	% Speeders
05/05/2019	00:00	6	0	4	30	14	9	3	0	0	1	0	0	0	0	0	0	0	0	0	67	36.7	30 to 40	79.1	27	40.3
05/05/2019	01:00	0	0	3	22	11	9	1	2	1	0	0	0	0	0	0	0	0	0	0	49	38.3	30 to 40	85.7	24	49.0
05/05/2019	02:00	0	0	0	9	7	3	4	4	0	0	0	0	0	0	0	0	0	0	0	27	45	30 to 40	70.4	18	66.7
05/05/2019	03:00	1	0	1	7	6	3	5	2	0	0	0	0	0	0	0	0	0	0	0	25	43	30 to 40	64.0	16	64.0
05/05/2019	04:00	0	0	0	3	4	4	2	0	0	0	0	0	0	0	0	0	0	0	0	13	40	30 to 40	84.6	10	76.9
05/05/2019	05:00	0	0	1	3	3	4	2	1	0	0	0	0	0	0	0	0	0	0	0	14	42.5	30 to 40	71.4	10	71.4
05/05/2019	06:00	0	1	0	23	15	3	2	1	0	0	0	0	0	0	0	0	0	0	0	45	34.7	30 to 40	91.1	21	46.7
05/05/2019	07:00	1	0	5	52	21	11	1	0	0	0	0	0	0	0	0	0	0	0	0	91	34.5	30 to 40	92.3	33	36.3
05/05/2019	08:00	5	1	16	109	52	10	3	0	0	0	0	0	0	0	0	0	0	0	0	196	33.5	25 to 35	90.3	65	33.2
05/05/2019	09:00	3	3	29	163	83	11	1	1	0	0	0	0	0	0	0	0	0	0	0	294	33.1	25 to 35	93.5	96	32.7
05/05/2019	10:00	3	8	70	322	81	10	1	0	0	0	0	0	0	0	0	0	0	0	0	495	31.1	25 to 35	95.6	92	18.6
05/05/2019	11:00	3	22	126	292	88	8	0	0	0	0	0	0	0	0	0	0	0	0	0	539	30.9	25 to 35	93.9	96	17.8
05/05/2019	12:00	7	16	72	320	92	9	2	0	0	0	0	0	0	0	0	0	0	0	0	518	31.4	25 to 35	93.4	103	19.9
05/05/2019	13:00	1	12	66	316	74	8	1	0	1	0	0	0	0	0	0	0	0	0	0	479	30.8	25 to 35	95.2	84	17.5
05/05/2019	14:00	0	8	63	346	64	5	0	0	0	0	0	0	0	0	0	0	0	0	0	486	29.9	25 to 35	97.3	69	14.2
05/05/2019	15:00	9	11	118	275	70	12	0	1	0	0	0	0	0	0	0	0	0	0	0	496	30.6	25 to 35	93.3	83	16.7
05/05/2019	16:00	7	11	80	318	88	12	1	0	0	0	0	0	0	0	0	0	0	0	0	517	31.3	25 to 35	94.0	101	19.5
05/05/2019	17:00	3	4	32	262	106	11	2	1	0	0	0	0	0	0	0	0	0	0	0	421	32.7	25 to 35	95.0	120	28.5
05/05/2019	18:00	5	4	32	215	106	11	1	0	1	0	0	0	0	0	0	0	0	0	0	375	33	25 to 35	94.1	119	31.7
05/05/2019	19:00	3	7	37	234	69	7	0	0	0	0	0	0	0	0	0	0	0	0	0	357	31.6	25 to 35	95.2	76	21.3
05/05/2019	20:00	1	3	36	129	35	6	1	2	0	0	0	0	0	0	0	0	0	0	0	213	31.7	25 to 35	93.9	44	20.7
05/05/2019	21:00	0	2	42	95	46	9	4	0	1	0	0	0	0	0	0	0	0	0	0	199	33.3	25 to 35	92.0	60	30.2
05/05/2019	22:00	1	2	16	85	28	11	1	0	0	0	0	0	0	0	0	0	0	0	0	144	33.2	25 to 35	89.6	40	27.8
05/05/2019	23:00	1	0	4	44	19	9	2	1	0	0	0	0	0	0	0	0	0	0	0	80	35	30 to 40	90.0	31	38.8
24 Hr Summary		60	115	853	3674	1182	195	40	16	4	1	0	0	0	0	0	0	0	0	0	6140	32.2	25 to 35	93.0	1438	23.4

Incoming Direction Histogram

The Street Dentist

from Wed-Apr-17-2019-02-00-PM to Thu-May-09-2019-01-59-PM

Date	Starting Hr:min	<15	15 to <20	20 to <25	25 to <30	30 to <35	35 to <40	40 to <45	45 to <50	50 to <55	55 to <60	60 to <65	65 to <70	70 to <75	75 to <80	80 to <85	85 to <90	90 to <95	95 to <100	100 to >105	Total Counts	85pct Speed	10mph Pace	% in pace	# of Speeders	% Speeders
06/05/2019	00:00	0	0	2	19	13	5	0	2	0	0	0	0	0	0	0	0	0	0	0	41	36	30 to 40	90.2	20	48.8
06/05/2019	01:00	0	0	0	9	7	6	4	0	0	0	0	0	0	0	0	0	0	0	0	26	40	30 to 40	84.6	17	65.4
06/05/2019	02:00	0	0	0	2	4	2	0	1	0	0	0	0	0	0	0	0	0	0	0	9	40	30 to 40	88.9	7	77.8
06/05/2019	03:00	0	0	0	1	3	3	1	0	2	0	0	0	0	0	0	0	0	0	0	10	45	30 to 40	70.0	9	90.0
06/05/2019	04:00	0	0	0	6	2	2	0	0	2	0	0	0	0	0	0	0	0	0	0	12	40	30 to 40	83.3	6	50.0
06/05/2019	05:00	0	1	3	3	11	6	2	0	0	0	0	0	0	0	0	0	0	0	0	26	38.3	30 to 40	76.9	19	73.1
06/05/2019	06:00	0	0	2	17	10	9	3	0	0	0	0	0	0	0	0	0	0	0	0	41	38.3	30 to 40	87.8	22	53.7
06/05/2019	07:00	1	4	14	47	37	7	1	1	0	0	0	0	0	0	0	0	0	0	0	112	33.9	25 to 35	87.5	46	41.1
06/05/2019	08:00	5	2	14	97	36	9	3	1	0	0	0	0	0	0	0	0	0	0	0	167	33.3	25 to 35	88.0	49	29.3
06/05/2019	09:00	4	7	27	172	77	5	2	0	0	0	0	0	0	0	0	0	0	0	0	294	32.6	25 to 35	93.9	84	28.6
06/05/2019	10:00	5	5	83	245	54	5	0	0	0	0	0	0	0	0	0	0	0	0	0	397	30	25 to 35	96.2	59	14.9
06/05/2019	11:00	7	16	138	270	58	4	0	0	0	0	0	0	0	0	0	0	0	0	0	493	29.8	25 to 35	94.5	62	12.6
06/05/2019	12:00	3	23	123	290	54	9	0	0	0	0	0	0	0	0	0	0	0	0	0	502	29.8	25 to 35	93.0	63	12.5
06/05/2019	13:00	10	11	105	303	62	7	0	0	0	0	0	0	0	0	0	0	0	0	0	498	29.9	25 to 35	94.4	69	13.9
06/05/2019	14:00	6	13	106	327	70	3	0	0	1	0	0	0	0	0	0	0	0	0	0	526	29.9	25 to 35	95.6	74	14.1
06/05/2019	15:00	4	11	77	320	77	9	1	0	0	0	0	0	0	0	0	0	0	0	0	499	30.8	25 to 35	95.0	87	17.4
06/05/2019	16:00	5	10	114	320	70	7	1	0	0	0	0	0	0	0	0	0	0	0	0	527	30	25 to 35	95.6	78	14.8
06/05/2019	17:00	3	4	82	350	92	11	0	1	0	0	0	0	0	0	0	0	0	0	0	543	31.2	25 to 35	96.5	104	19.2
06/05/2019	18:00	3	2	58	253	81	9	3	1	0	0	0	0	0	0	0	0	0	0	0	410	32	25 to 35	95.6	94	22.9
06/05/2019	19:00	2	7	20	125	64	12	3	0	0	0	0	0	0	0	0	0	0	0	0	233	33.4	25 to 35	89.7	79	33.9
06/05/2019	20:00	0	0	23	104	50	4	5	2	0	0	0	0	0	0	0	0	0	0	0	188	33.3	25 to 35	94.1	61	32.4
06/05/2019	21:00	1	2	19	91	31	11	0	0	0	0	0	0	0	0	0	0	0	0	0	155	33.1	25 to 35	91.0	42	27.1
06/05/2019	22:00	1	0	9	72	23	4	5	2	0	0	0	0	0	0	0	0	0	0	0	116	33.7	25 to 35	89.7	34	29.3
06/05/2019	23:00	2	0	4	25	19	5	2	1	0	0	0	0	0	0	0	0	0	0	0	58	34.7	30 to 40	84.5	27	46.6
24 Hr Summary		62	118	1023	3468	1005	154	36	12	5	0	0	0	0	0	0	0	0	0	0	5883	31.6	25 to 35	93.4	1212	20.6

Incoming Direction Histogram

The Street Dentist

from Wed-Apr-17-2019-02-00-PM to Thu-May-09-2019-01-59-PM

Date	Starting Hr:min	<15	15 to <20	20 to <25	25 to <30	30 to <35	35 to <40	40 to <45	45 to <50	50 to <55	55 to <60	60 to <65	65 to <70	70 to <75	75 to <80	80 to <85	85 to <90	90 to <95	95 to <100	100 to >105	Total Counts	85pct Speed	10mph Pace	% in pace	# of Speeders	% Speeders
07/05/2019	00:00	0	0	0	14	4	4	2	1	0	0	0	0	0	0	0	0	0	0	0	25	38.8	30 to 40	88.0	11	44.0
07/05/2019	01:00	0	0	0	3	8	2	1	1	0	0	0	0	0	0	0	0	0	0	0	15	40	30 to 40	86.7	12	80.0
07/05/2019	02:00	0	0	0	3	2	1	0	0	0	0	0	0	0	0	0	0	0	0	0	6	35	30 to 40	100.0	3	50.0
07/05/2019	03:00	0	0	0	2	3	0	0	0	0	0	0	0	0	0	0	0	0	0	0	5	33.3	25 to 35	100.0	3	60.0
07/05/2019	04:00	0	0	0	12	7	1	1	1	0	0	0	0	0	0	0	0	0	0	0	22	35	30 to 40	90.9	10	45.5
07/05/2019	05:00	0	0	5	15	28	17	2	2	1	0	0	0	0	0	0	0	0	0	0	70	38.5	30 to 40	85.7	50	71.4
07/05/2019	06:00	2	1	20	83	43	13	6	1	0	0	0	0	0	0	0	0	0	0	0	169	34.4	25 to 35	86.4	63	37.3
07/05/2019	07:00	3	2	103	290	80	4	3	0	0	0	0	0	0	0	0	0	0	0	0	485	30.9	25 to 35	97.5	87	17.9
07/05/2019	08:00	5	18	200	294	51	4	0	1	0	0	0	0	0	0	0	0	0	0	0	573	29.5	25 to 35	95.1	56	9.8
07/05/2019	09:00	2	23	152	279	56	2	1	0	0	0	0	0	0	0	0	0	0	0	0	515	29.7	25 to 35	94.6	59	11.5
07/05/2019	10:00	9	15	116	287	54	3	0	0	0	0	0	0	0	0	0	0	0	0	0	484	29.7	25 to 35	94.4	57	11.8
07/05/2019	11:00	5	17	113	290	77	3	0	0	0	0	0	0	0	0	0	0	0	0	0	505	30.3	25 to 35	95.0	80	15.8
07/05/2019	12:00	2	15	110	330	73	3	0	0	0	0	0	0	0	0	0	0	0	0	0	533	29.9	25 to 35	96.2	76	14.3
07/05/2019	13:00	3	26	192	315	48	3	2	0	0	0	0	0	0	0	0	0	0	0	0	589	29.4	25 to 35	94.2	53	9.0
07/05/2019	14:00	13	35	221	300	39	2	0	0	0	0	0	0	0	0	0	0	0	0	0	610	29.2	25 to 35	91.8	41	6.7
07/05/2019	15:00	27	108	226	264	35	6	1	0	0	0	0	0	0	0	0	0	0	0	0	667	28.9	20 to 30	89.7	42	6.3
07/05/2019	16:00	12	73	348	359	47	2	0	0	0	0	0	0	0	0	0	0	0	0	0	841	28.9	20 to 30	92.7	49	5.8
07/05/2019	17:00	40	74	296	392	50	1	0	0	0	0	0	0	0	0	0	0	0	0	0	853	29	20 to 30	89.3	51	6.0
07/05/2019	18:00	71	78	178	272	66	5	0	1	0	0	0	0	0	0	0	0	0	0	0	671	29.5	20 to 30	78.7	72	10.7
07/05/2019	19:00	2	4	74	239	72	8	0	0	0	0	0	0	0	0	0	0	0	0	0	399	31.4	25 to 35	96.5	80	20.1
07/05/2019	20:00	1	13	57	190	75	6	0	0	0	0	0	0	0	0	0	0	0	0	0	342	32	25 to 35	94.2	81	23.7
07/05/2019	21:00	2	1	41	132	34	6	2	1	0	0	0	0	0	0	0	0	0	0	0	219	31.5	25 to 35	94.5	43	19.6
07/05/2019	22:00	1	1	12	117	30	4	1	1	0	0	0	0	0	0	0	0	0	0	0	167	31.8	25 to 35	95.2	36	21.6
07/05/2019	23:00	0	0	3	24	5	7	2	0	0	0	0	0	0	0	0	0	0	0	0	41	37.1	30 to 40	87.8	14	34.1
24 Hr Summary		200	504	2467	4506	987	107	24	10	1	0	0	0	0	0	0	0	0	0	0	8806	29.8	25 to 35	90.4	1129	12.8

Incoming Direction Histogram

The Street Dentist

from Wed-Apr-17-2019-02-00-PM to Thu-May-09-2019-01-59-PM

Date	Starting Hr:min	<15	15 to <20	20 to <25	25 to <30	30 to <35	35 to <40	40 to <45	45 to <50	50 to <55	55 to <60	60 to <65	65 to <70	70 to <75	75 to <80	80 to <85	85 to <90	90 to <95	95 to <100	100 to >105	Total Counts	85pct Speed	10mph Pace	% in pace	# of Speeders	% Speeders
08/05/2019	00:00	0	0	0	8	8	7	1	0	0	0	0	0	0	0	0	0	0	0	0	24	37.9	30 to 40	95.8	16	66.7
08/05/2019	01:00	0	0	1	1	5	1	0	1	0	0	1	0	0	0	0	0	0	0	0	10	40	25 to 35	70.0	8	80.0
08/05/2019	02:00	0	0	0	4	5	2	1	0	1	0	0	0	0	0	0	0	0	0	0	13	40	30 to 40	84.6	9	69.2
08/05/2019	03:00	0	0	0	1	1	2	1	1	0	0	0	0	0	0	0	0	0	0	0	6	45	30 to 40	66.7	5	83.3
08/05/2019	04:00	0	0	3	4	4	3	1	0	0	0	0	0	0	0	0	0	0	0	0	15	38.3	25 to 35	73.3	8	53.3
08/05/2019	05:00	1	0	1	24	26	11	3	2	0	0	0	0	0	0	0	0	0	0	0	68	37.7	30 to 40	89.7	42	61.8
08/05/2019	06:00	3	0	15	76	55	14	5	0	0	0	0	0	0	0	0	0	0	0	0	168	34.5	25 to 35	86.9	74	44.0
08/05/2019	07:00	1	3	94	242	54	7	1	0	0	0	0	0	0	0	0	0	0	0	0	402	30.2	25 to 35	97.0	62	15.4
08/05/2019	08:00	2	18	201	320	44	2	0	0	0	0	0	0	0	0	0	0	0	0	0	587	29.3	25 to 35	96.3	46	7.8
08/05/2019	09:00	5	13	137	315	56	2	0	0	0	0	0	0	0	0	0	0	0	0	0	528	29.7	25 to 35	96.2	58	11.0
08/05/2019	10:00	3	11	109	275	49	7	0	0	0	0	0	0	0	0	0	0	0	0	0	454	29.8	25 to 35	95.4	56	12.3
08/05/2019	11:00	4	23	139	277	51	3	1	0	0	0	0	0	0	0	0	0	0	0	0	498	29.6	25 to 35	93.8	55	11.0
08/05/2019	12:00	1	10	106	289	62	4	2	0	0	0	0	0	0	0	0	0	0	0	0	474	29.9	25 to 35	96.4	68	14.3
08/05/2019	13:00	43	40	136	231	38	4	0	0	0	0	0	0	0	0	0	0	0	0	0	492	29.3	20 to 30	82.7	42	8.5
08/05/2019	14:00	1	15	179	300	53	3	2	0	0	0	0	0	0	0	0	0	0	0	0	553	29.6	25 to 35	96.2	58	10.5
08/05/2019	15:00	165	23	133	184	29	4	0	0	0	0	0	0	0	0	0	0	0	0	0	538	28.7	25 to 35	64.3	33	6.1
08/05/2019	16:00	17	51	283	342	41	5	0	0	0	0	0	0	0	0	0	0	0	0	0	739	29	20 to 30	91.5	46	6.2
08/05/2019	17:00	11	45	311	396	32	3	0	0	0	0	0	0	0	0	0	0	0	0	0	798	28.9	20 to 30	94.2	35	4.4
08/05/2019	18:00	3	16	176	391	76	6	0	0	0	0	0	0	0	0	0	0	0	0	0	668	29.8	25 to 35	96.3	82	12.3
08/05/2019	19:00	3	2	56	219	50	14	2	0	0	0	0	0	0	0	0	0	0	0	0	346	31.4	25 to 35	93.9	66	19.1
08/05/2019	20:00	1	1	33	176	53	7	0	0	0	0	0	0	0	0	0	0	0	0	0	271	31.8	25 to 35	96.7	60	22.1
08/05/2019	21:00	1	4	27	143	45	7	0	0	0	0	0	0	0	0	0	0	0	0	0	227	32	25 to 35	94.7	52	22.9
08/05/2019	22:00	1	0	29	111	44	4	1	1	0	0	0	0	0	0	0	0	0	0	0	191	32.4	25 to 35	96.3	50	26.2
08/05/2019	23:00	0	0	7	31	25	3	2	2	0	2	0	0	0	0	0	0	0	0	0	72	34.6	25 to 35	87.5	34	47.2
24 Hr Summary		266	275	2176	4360	906	125	23	7	1	2	1	0	0	0	0	0	0	0	0	8142	29.8	25 to 35	91.4	1065	13.1

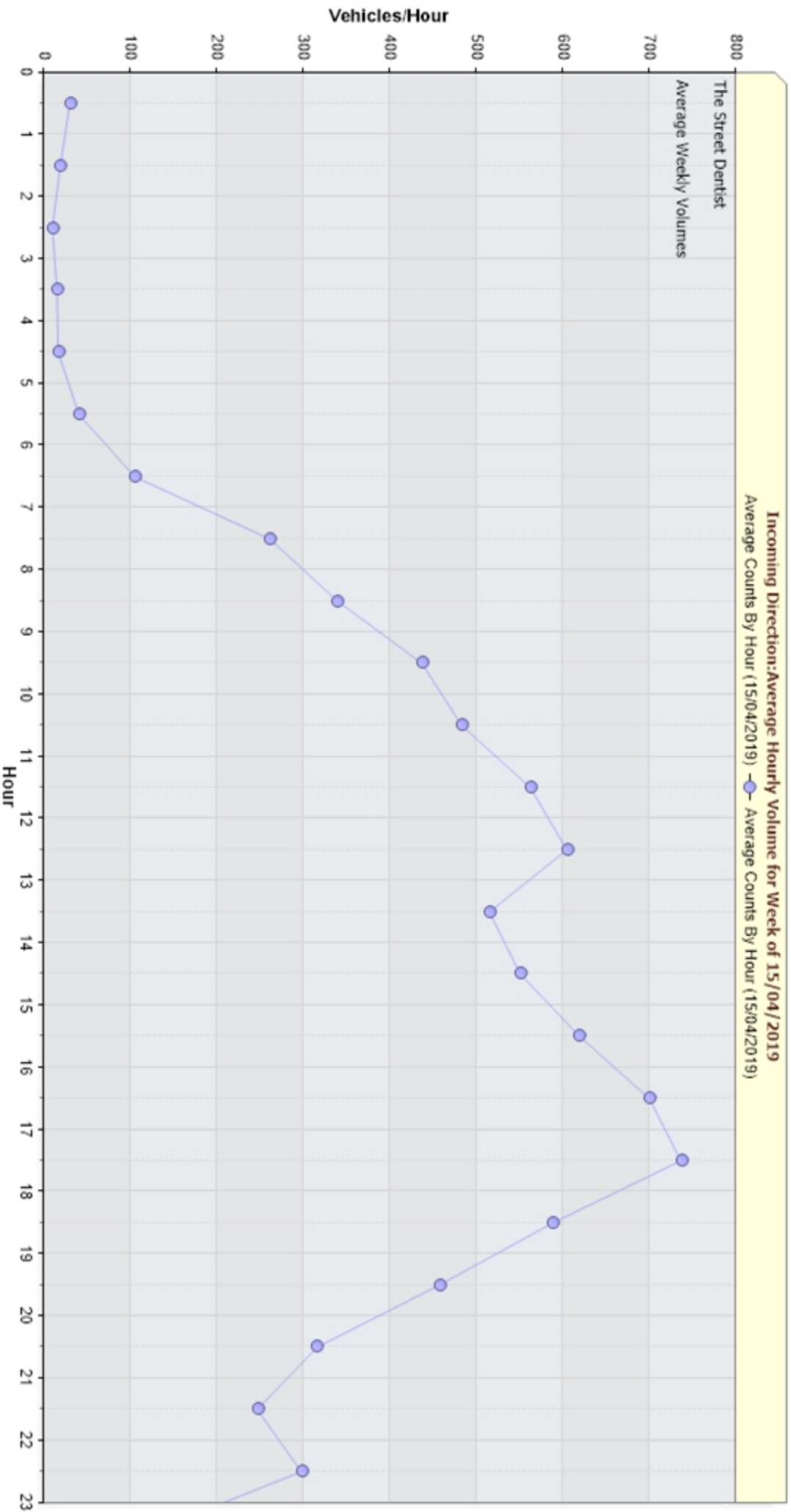


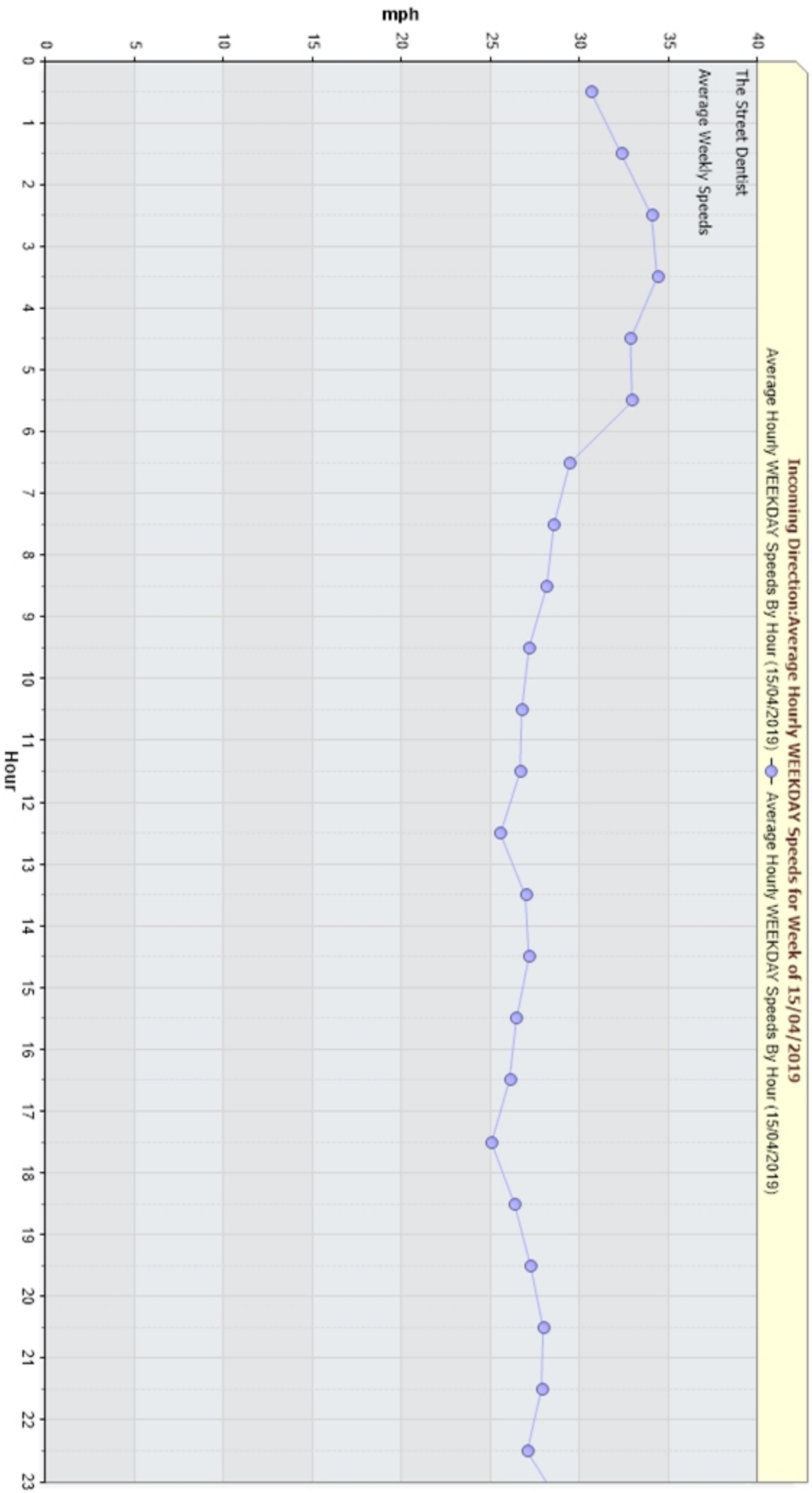
Incoming Direction Histogram

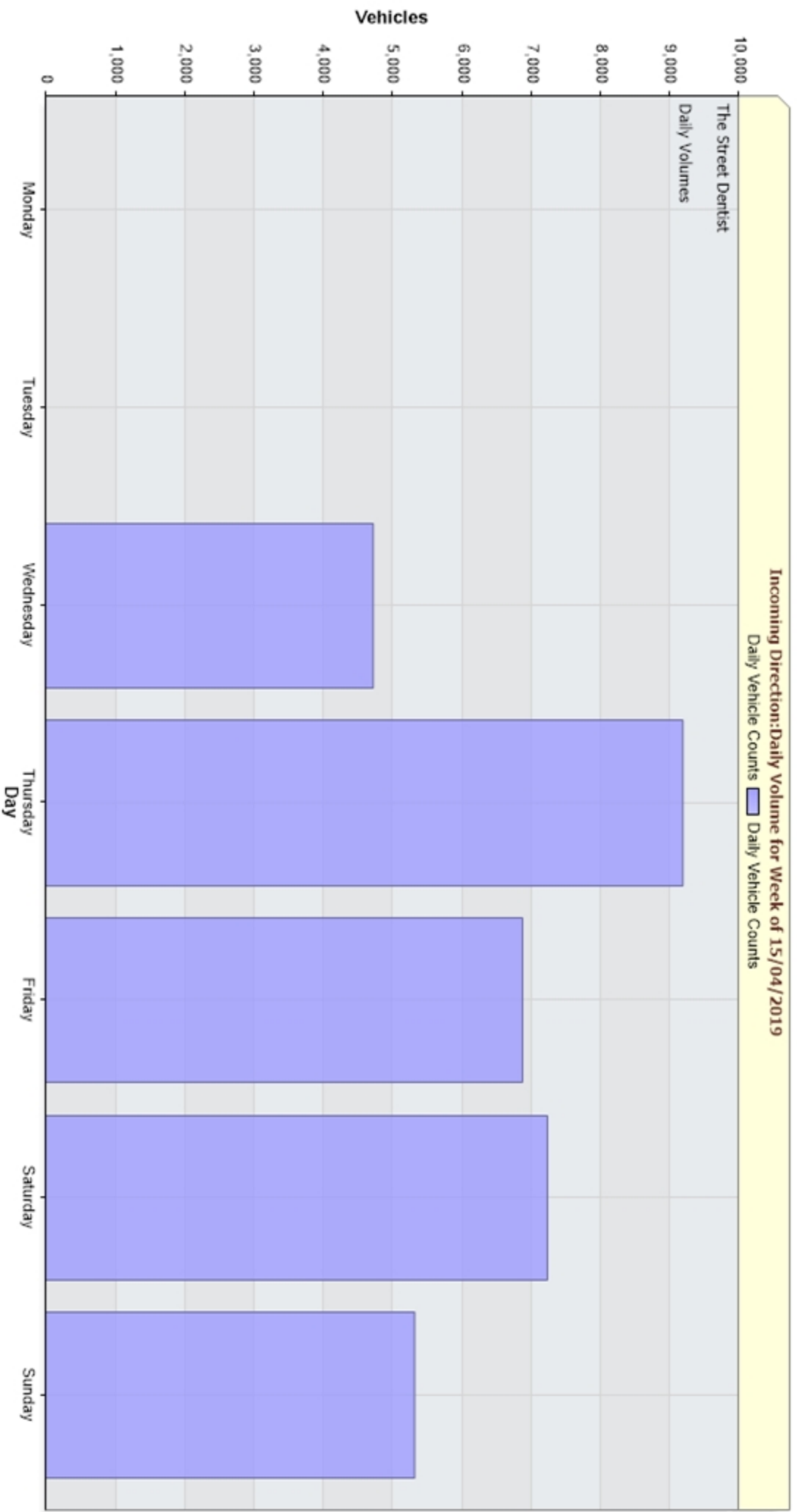
The Street Dentist

from Wed-Apr-17-2019-02-00-PM to Thu-May-09-2019-01-59-PM

Date	Starting Hr:min	<15	15 to <20	20 to <25	25 to <30	30 to <35	35 to <40	40 to <45	45 to <50	50 to <55	55 to <60	60 to <65	65 to <70	70 to <75	75 to <80	80 to <85	85 to <90	90 to <95	95 to <100	100 to >105	Total Counts	85pct Speed	10mph Pace	% in pace	# of Speeders	% Speeders	
09/05/2019	00:00	0	0	2	12	16	2	3	0	0	0	0	0	0	0	0	0	0	0	0	35	35	25 to 35	85.7	21	60.0	
09/05/2019	01:00	0	0	2	7	6	3	1	0	0	0	0	0	0	0	0	0	0	0	0	19	36.7	30 to 40	84.2	10	52.6	
09/05/2019	02:00	0	0	0	3	5	3	0	0	0	0	0	0	0	0	0	0	0	0	0	11	36.7	30 to 40	100.0	8	72.7	
09/05/2019	03:00	0	0	1	1	3	2	1	1	0	0	0	0	0	0	0	0	0	0	0	9	45	30 to 40	66.7	7	77.8	
09/05/2019	04:00	0	0	0	9	6	8	3	0	0	0	0	0	0	0	0	0	0	0	0	26	39.4	30 to 40	88.5	17	65.4	
09/05/2019	05:00	0	1	1	21	21	13	0	3	0	0	0	0	0	0	0	0	0	0	0	60	37.7	30 to 40	91.7	37	61.7	
09/05/2019	06:00	4	2	9	74	46	14	6	1	1	0	0	0	0	0	0	0	0	0	0	157	34.8	30 to 40	85.4	68	43.3	
09/05/2019	07:00	34	17	72	212	81	8	1	1	0	0	0	0	0	0	0	0	0	0	0	426	31.7	25 to 35	85.7	91	21.4	
09/05/2019	08:00	12	25	161	348	74	8	0	0	0	0	0	0	0	0	0	0	0	0	0	628	29.8	25 to 35	92.8	82	13.1	
09/05/2019	09:00	5	18	111	270	53	3	1	0	0	0	0	0	0	0	0	0	0	0	0	461	29.8	25 to 35	94.1	57	12.4	
09/05/2019	10:00	7	24	105	232	48	2	0	0	0	0	0	0	0	0	0	0	0	0	0	418	29.7	25 to 35	92.1	50	12.0	
09/05/2019	11:00	2	8	71	155	28	3	0	0	0	0	0	0	0	0	0	0	0	0	0	267	29.7	25 to 35	95.1	31	11.6	
09/05/2019	12:00	7	15	170	238	37	6	1	0	0	0	0	0	0	0	0	0	0	0	0	474	29.4	25 to 35	93.9	44	9.3	
09/05/2019	13:00	0	0	0	0	0	0	0	0	0	0	0	0	0	0	0	0	0	0	0	0	0	0	*	*	*	*
09/05/2019	14:00	*	*	*	*	*	*	*	*	*	*	*	*	*	*	*	*	*	*	*	*	*	*	*	*	*	*
09/05/2019	15:00	*	*	*	*	*	*	*	*	*	*	*	*	*	*	*	*	*	*	*	*	*	*	*	*	*	*
09/05/2019	16:00	*	*	*	*	*	*	*	*	*	*	*	*	*	*	*	*	*	*	*	*	*	*	*	*	*	*
09/05/2019	17:00	*	*	*	*	*	*	*	*	*	*	*	*	*	*	*	*	*	*	*	*	*	*	*	*	*	*
09/05/2019	18:00	*	*	*	*	*	*	*	*	*	*	*	*	*	*	*	*	*	*	*	*	*	*	*	*	*	*
09/05/2019	19:00	*	*	*	*	*	*	*	*	*	*	*	*	*	*	*	*	*	*	*	*	*	*	*	*	*	*
09/05/2019	20:00	*	*	*	*	*	*	*	*	*	*	*	*	*	*	*	*	*	*	*	*	*	*	*	*	*	*
09/05/2019	21:00	*	*	*	*	*	*	*	*	*	*	*	*	*	*	*	*	*	*	*	*	*	*	*	*	*	*
09/05/2019	22:00	*	*	*	*	*	*	*	*	*	*	*	*	*	*	*	*	*	*	*	*	*	*	*	*	*	*
09/05/2019	23:00	*	*	*	*	*	*	*	*	*	*	*	*	*	*	*	*	*	*	*	*	*	*	*	*	*	*
24 Hr Summary		71	110	705	1582	424	75	17	6	1	0	0	0	0	0	0	0	0	0	0	2991	30.9	25 to 35	90.6	523	17.5	







The Street Dentist

Daily Volumes

Vehicles

10,000

9,000

8,000

7,000

6,000

5,000

4,000

3,000

2,000

1,000

0

Monday

Tuesday

Wednesday

Thursday  
Day

Friday

Saturday

Sunday