

For Project: Rectory Lane
 Project Notes:
 Location/Name: Incoming Direction
 Report Generated: 24/09/2021 09:49
 Speed Intervals: 5 mph
 Time Intervals: Instant
 Traffic Report From: 14/12/2017 13:00:00 through 09/01/2018 10:59:59
 85th Percentile Speed: 32.5 mph
 85th Percentile Vehicles: 6520
 Max Speed: 55 mph on 14/12/2017 19:20:00
 Total Vehicles: 7671
 AADT: 295

Volumes - weekly counts

Time	5 Day	7 Day
Average Daily	677	700
AM Peak 10:00	83	94
PM Peak 02:00	82	81

Speed

Speed Limit: 30
 85th Percentile Speed: 32.5
 Average Speed: 26.8

	Monday	Tuesday	Wednesday	Thursday	Friday	Saturday	Sunday
Count over limit	113	N/A	196	457	574	270	245
% over limit	28.5	N/A	24.0	24.9	22.9	22.6	26.6
Avg Speeder	33.7	N/A	34.4	34.2	33.9	34.1	34.4

Day/Time Ending	85th pctl (mph)	85th pctl cnts	Total Cnts	Max Speed	Avg Speeder	% Speeders
14/12/2017 02:00:00 PM	29.1	72	85	40	34.6	8.2%
14/12/2017 03:00:00 PM	30.6	97	114	40	33.0	16.7%
14/12/2017 04:00:00 PM	31.0	94	111	45	34.0	18.0%
14/12/2017 05:00:00 PM	32.8	82	97	45	33.6	28.9%
14/12/2017 06:00:00 PM	33.1	74	87	50	34.9	26.4%
14/12/2017 07:00:00 PM	35.6	62	73	50	35.7	38.4%
14/12/2017 08:00:00 PM	33.5	49	58	55	35.9	27.6%
14/12/2017 09:00:00 PM	32.5	28	33	40	33.1	27.3%
14/12/2017 10:00:00 PM	31.2	15	18	35	32.5	22.2%
14/12/2017 11:00:00 PM	33.0	13	15	35	32.5	33.3%
15/12/2017 12:00:00 AM	35.0	3	4	40	35.0	50.0%
15/12/2017 01:00:00 AM	33.0	9	11	35	32.5	45.5%
15/12/2017 02:00:00 AM	0.0	0	0	0	0.0	0.0%
15/12/2017 03:00:00 AM	35.0	2	2	35	32.5	100.0%
15/12/2017 04:00:00 AM	0.0	0	0	0	0.0	0.0%
15/12/2017 05:00:00 AM	0.0	0	0	0	0.0	0.0%
15/12/2017 06:00:00 AM	10.0	1	1	10	0.0	0.0%
15/12/2017 07:00:00 AM	35.0	8	10	40	34.5	50.0%
15/12/2017 08:00:00 AM	32.9	83	98	45	34.2	26.5%
15/12/2017 09:00:00 AM	31.8	113	133	40	33.2	21.8%
15/12/2017 10:00:00 AM	30.0	65	76	40	34.3	14.5%
15/12/2017 11:00:00 AM	31.0	65	77	40	33.9	18.2%
15/12/2017 12:00:00 PM	30.0	88	103	40	32.8	14.6%
15/12/2017 01:00:00 PM	31.5	71	83	40	33.4	19.3%
15/12/2017 02:00:00 PM	30.0	55	65	35	32.5	15.4%
15/12/2017 03:00:00 PM	30.4	78	92	45	33.8	16.3%
15/12/2017 04:00:00 PM	31.2	83	98	40	33.3	19.4%
15/12/2017 05:00:00 PM	33.6	76	90	45	34.4	30.0%
15/12/2017 06:00:00 PM	32.4	99	117	45	33.9	24.8%
15/12/2017 07:00:00 PM	32.3	54	64	40	33.1	26.6%
15/12/2017 08:00:00 PM	34.3	51	60	50	35.8	35.0%
15/12/2017 09:00:00 PM	32.1	33	39	40	33.6	23.1%
15/12/2017 10:00:00 PM	35.0	19	22	50	36.3	36.4%
15/12/2017 11:00:00 PM	33.0	20	24	40	33.9	29.2%
16/12/2017 12:00:00 AM	32.0	16	19	35	32.5	26.3%
16/12/2017 01:00:00 AM	35.0	10	12	45	36.3	33.3%
16/12/2017 02:00:00 AM	35.0	2	2	35	32.5	50.0%
16/12/2017 03:00:00 AM	45.0	1	1	45	42.5	100.0%
16/12/2017 04:00:00 AM	0.0	0	0	0	0.0	0.0%
16/12/2017 05:00:00 AM	25.0	2	2	25	0.0	0.0%
16/12/2017 06:00:00 AM	0.0	0	0	0	0.0	0.0%
16/12/2017 07:00:00 AM	28.8	3	4	30	0.0	0.0%
16/12/2017 08:00:00 AM	28.8	8	10	35	32.5	10.0%
16/12/2017 09:00:00 AM	31.7	40	47	40	34.2	19.1%
16/12/2017 10:00:00 AM	31.5	49	58	45	33.8	20.7%
16/12/2017 11:00:00 AM	**No Data**					
16/12/2017 12:00:00 PM	**No Data**					
.....						
20/12/2017 11:00:00 AM	30.0	59	69	50	35.0	14.5%

20/12/2017 12:00:00 PM	29.8	68	80	45	33.9	13.8%
20/12/2017 01:00:00 PM	29.6	71	84	40	33.0	11.9%
20/12/2017 02:00:00 PM	32.9	61	72	40	33.5	29.2%
20/12/2017 03:00:00 PM	32.8	88	104	45	34.2	25.0%
20/12/2017 04:00:00 PM	32.3	60	71	40	33.7	23.9%
20/12/2017 05:00:00 PM	33.1	81	95	45	35.0	23.2%
20/12/2017 06:00:00 PM	33.6	63	74	45	34.4	28.4%
20/12/2017 07:00:00 PM	34.1	57	67	45	34.2	34.3%
20/12/2017 08:00:00 PM	35.8	33	39	45	35.6	33.3%
20/12/2017 09:00:00 PM	38.3	28	33	50	37.9	36.4%
20/12/2017 10:00:00 PM	29.0	11	13	30	0.0	0.0%
20/12/2017 11:00:00 PM	34.3	8	10	40	33.1	80.0%
21/12/2017 12:00:00 AM	32.5	5	6	35	32.5	33.3%
21/12/2017 01:00:00 AM	25.0	3	4	30	0.0	0.0%
21/12/2017 02:00:00 AM	40.0	1	1	40	37.5	100.0%
21/12/2017 03:00:00 AM	35.0	1	1	35	32.5	100.0%
21/12/2017 04:00:00 AM	0.0	0	0	0	0.0	0.0%
21/12/2017 05:00:00 AM	0.0	0	0	0	0.0	0.0%
21/12/2017 06:00:00 AM	0.0	0	0	0	0.0	0.0%
21/12/2017 07:00:00 AM	25.0	4	5	30	0.0	0.0%
21/12/2017 08:00:00 AM	32.9	31	37	40	34.0	27.0%
21/12/2017 09:00:00 AM	32.8	88	103	40	33.4	27.2%
21/12/2017 10:00:00 AM	31.8	66	78	50	34.3	21.8%
21/12/2017 11:00:00 AM	29.9	83	98	40	33.6	14.3%
21/12/2017 12:00:00 PM	28.8	66	78	35	32.5	7.7%
21/12/2017 01:00:00 PM	30.9	91	107	40	33.3	17.8%
21/12/2017 02:00:00 PM	33.2	82	97	45	34.3	28.9%
21/12/2017 03:00:00 PM	31.7	79	93	45	33.8	20.4%
21/12/2017 04:00:00 PM	32.6	82	96	40	33.3	26.0%
21/12/2017 05:00:00 PM	33.5	72	85	50	33.8	37.6%
21/12/2017 06:00:00 PM	33.8	50	59	45	34.2	35.6%
21/12/2017 07:00:00 PM	33.5	56	66	50	35.1	28.8%
21/12/2017 08:00:00 PM	35.0	32	38	45	35.4	36.8%
21/12/2017 09:00:00 PM	35.0	30	35	45	34.6	48.6%
21/12/2017 10:00:00 PM	34.5	21	25	55	34.8	52.0%
21/12/2017 11:00:00 PM	36.7	20	23	45	35.3	39.1%
22/12/2017 12:00:00 AM	40.0	8	9	45	37.5	33.3%
22/12/2017 01:00:00 AM	30.0	3	3	30	0.0	0.0%
22/12/2017 02:00:00 AM	35.0	2	2	35	32.5	50.0%
22/12/2017 03:00:00 AM	40.0	1	1	40	37.5	100.0%
22/12/2017 04:00:00 AM	50.0	2	2	50	47.5	50.0%
22/12/2017 05:00:00 AM	0.0	0	0	0	0.0	0.0%
22/12/2017 06:00:00 AM	0.0	0	0	0	0.0	0.0%
22/12/2017 07:00:00 AM	25.0	4	5	35	32.5	20.0%
22/12/2017 08:00:00 AM	34.3	23	27	40	34.0	37.0%
22/12/2017 09:00:00 AM	33.1	60	71	45	33.6	31.0%
22/12/2017 10:00:00 AM	29.5	74	87	40	33.1	9.2%
22/12/2017 11:00:00 AM	29.5	114	134	40	32.8	11.2%
22/12/2017 12:00:00 PM	30.6	88	103	40	32.8	16.5%
22/12/2017 01:00:00 PM	31.4	86	101	40	33.8	18.8%

22/12/2017 02:00:00 PM	32.4	94	110	45	33.7	23.6%
22/12/2017 03:00:00 PM	31.2	92	108	40	33.3	18.5%
22/12/2017 04:00:00 PM	31.4	89	105	45	33.7	20.0%
22/12/2017 05:00:00 PM	33.3	69	81	45	35.3	24.7%
22/12/2017 06:00:00 PM	34.0	66	78	55	33.8	44.9%
22/12/2017 07:00:00 PM	33.5	60	70	55	34.3	31.4%
22/12/2017 08:00:00 PM	33.6	51	60	40	34.3	28.3%
22/12/2017 09:00:00 PM	33.3	20	24	45	35.0	33.3%
22/12/2017 10:00:00 PM	36.2	23	27	45	35.0	44.4%
22/12/2017 11:00:00 PM	35.0	20	24	45	36.8	29.2%
23/12/2017 12:00:00 AM	33.3	7	8	35	32.5	37.5%
23/12/2017 01:00:00 AM	33.3	7	8	35	32.5	37.5%
23/12/2017 02:00:00 AM	35.0	1	1	35	32.5	100.0%
23/12/2017 03:00:00 AM	30.0	1	1	30	0.0	0.0%
23/12/2017 04:00:00 AM	0.0	0	0	0	0.0	0.0%
23/12/2017 05:00:00 AM	0.0	0	0	0	0.0	0.0%
23/12/2017 06:00:00 AM	0.0	0	0	0	0.0	0.0%
23/12/2017 07:00:00 AM	27.5	3	4	30	0.0	0.0%
23/12/2017 08:00:00 AM	30.0	14	16	35	32.5	12.5%
23/12/2017 09:00:00 AM	33.9	33	39	45	34.3	43.6%
23/12/2017 10:00:00 AM	31.2	61	72	40	33.2	19.4%
23/12/2017 11:00:00 AM	29.4	99	116	35	32.5	10.3%
23/12/2017 12:00:00 PM	29.6	105	123	40	32.9	11.4%
23/12/2017 01:00:00 PM	32.5	79	93	40	33.6	24.7%
23/12/2017 02:00:00 PM	29.8	106	125	45	33.4	13.6%
23/12/2017 03:00:00 PM	30.5	71	84	50	34.6	16.7%
23/12/2017 04:00:00 PM	30.0	81	95	40	32.9	14.7%
23/12/2017 05:00:00 PM	32.7	69	81	45	34.0	24.7%
23/12/2017 06:00:00 PM	37.5	42	50	50	35.5	56.0%
23/12/2017 07:00:00 PM	35.0	35	41	45	35.0	43.9%
23/12/2017 08:00:00 PM	35.0	33	39	45	35.7	35.9%
23/12/2017 09:00:00 PM	35.0	26	30	45	34.0	56.7%
23/12/2017 10:00:00 PM	32.5	11	13	40	34.2	23.1%
23/12/2017 11:00:00 PM	35.0	11	13	45	36.3	30.8%
24/12/2017 12:00:00 AM	37.5	8	10	45	36.5	50.0%
24/12/2017 01:00:00 AM	45.0	2	2	45	42.5	50.0%
24/12/2017 02:00:00 AM	30.0	2	2	30	0.0	0.0%
24/12/2017 03:00:00 AM	40.0	1	1	40	37.5	100.0%
24/12/2017 04:00:00 AM	0.0	0	0	0	0.0	0.0%
24/12/2017 05:00:00 AM	0.0	0	0	0	0.0	0.0%
24/12/2017 06:00:00 AM	45.0	1	1	45	42.5	100.0%
24/12/2017 07:00:00 AM	40.0	1	1	40	37.5	100.0%
24/12/2017 08:00:00 AM	35.0	11	13	45	36.3	30.8%
24/12/2017 09:00:00 AM	33.3	31	37	45	35.5	27.0%
24/12/2017 10:00:00 AM	36.0	35	41	45	35.3	39.0%
24/12/2017 11:00:00 AM	31.9	71	83	40	32.8	22.9%
24/12/2017 12:00:00 PM	32.9	99	116	50	34.7	25.0%
24/12/2017 01:00:00 PM	33.4	72	85	45	34.0	30.6%
24/12/2017 02:00:00 PM	32.2	69	81	40	33.3	23.5%
24/12/2017 03:00:00 PM	31.5	57	67	40	33.7	19.4%

24/12/2017 04:00:00 PM	30.0	73	86	45	34.0	15.1%
24/12/2017 05:00:00 PM	32.4	95	112	45	34.7	22.3%
24/12/2017 06:00:00 PM	33.5	50	59	50	34.4	30.5%
24/12/2017 07:00:00 PM	35.8	31	36	40	34.4	44.4%
24/12/2017 08:00:00 PM	35.0	22	26	40	34.2	46.2%
24/12/2017 09:00:00 PM	33.0	34	40	45	33.8	30.0%
24/12/2017 10:00:00 PM	31.7	14	16	35	32.5	18.8%
24/12/2017 11:00:00 PM	40.0	8	9	50	37.5	55.6%
25/12/2017 12:00:00 AM	30.0	5	6	35	32.5	16.7%
25/12/2017 01:00:00 AM	37.5	6	7	40	35.0	57.1%
25/12/2017 02:00:00 AM	0.0	0	0	0	0.0	0.0%
25/12/2017 03:00:00 AM	30.0	3	4	35	32.5	25.0%
25/12/2017 04:00:00 AM	0.0	0	0	0	0.0	0.0%
25/12/2017 05:00:00 AM	0.0	0	0	0	0.0	0.0%
25/12/2017 06:00:00 AM	0.0	0	0	0	0.0	0.0%
25/12/2017 07:00:00 AM	0.0	0	0	0	0.0	0.0%
25/12/2017 08:00:00 AM	25.0	1	1	25	0.0	0.0%
25/12/2017 09:00:00 AM	33.3	12	14	35	32.5	42.9%
25/12/2017 10:00:00 AM	33.0	18	21	40	33.3	28.6%
25/12/2017 11:00:00 AM	32.5	51	60	40	33.5	25.0%
25/12/2017 12:00:00 PM	33.2	56	66	40	33.5	31.8%
25/12/2017 01:00:00 PM	31.9	64	75	40	32.8	22.7%
25/12/2017 02:00:00 PM	35.0	30	35	45	36.5	28.6%
25/12/2017 03:00:00 PM	33.0	20	23	40	33.3	26.1%
25/12/2017 04:00:00 PM	32.0	19	22	35	32.5	22.7%
25/12/2017 05:00:00 PM	35.0	15	18	50	35.3	50.0%
25/12/2017 06:00:00 PM	32.1	26	31	40	33.1	25.8%
25/12/2017 07:00:00 PM	33.8	14	16	40	33.5	31.3%
25/12/2017 08:00:00 PM	30.0	3	3	30	0.0	0.0%
25/12/2017 09:00:00 PM	**No Data**					
25/12/2017 10:00:00 PM	**No Data**					
09/01/2018 11:00:00 AM	0.0	0	0	0	0.0	0.0%

Day/Time Ending	85th pctl (mph)	85th pctl cnts	Total Cnts	Max Speed	Avg Speeder	% Speeders
15/12/2017 12:00:00 AM	32.4	591	695	55	34.3	23.2%
16/12/2017 12:00:00 AM	32.1	1091	1284	50	33.8	22.6%
17/12/2017 12:00:00 AM	32.0	116	136	45	34.5	20.6%
18/12/2017 12:00:00 AM	**No Data**					
19/12/2017 12:00:00 AM	**No Data**					
20/12/2017 12:00:00 AM						
					
21/12/2017 12:00:00 AM	32.7	694	817	50	34.4	24.0%
22/12/2017 12:00:00 AM	32.8	967	1138	55	34.1	26.0%
23/12/2017 12:00:00 AM	32.3	1046	1231	55	34.0	23.2%
24/12/2017 12:00:00 AM	32.2	896	1054	50	34.1	22.8%
25/12/2017 12:00:00 AM	33.1	782	920	50	34.4	26.6%
26/12/2017 12:00:00 AM	33.0	337	396	50	33.7	28.5%
27/12/2017 12:00:00 AM	**No Data**					
28/12/2017 12:00:00 AM	**No Data**					
29/12/2017 12:00:00 AM						
30/12/2017 12:00:00 AM						
31/12/2017 12:00:00 AM						
01/01/2018 12:00:00 AM						
02/01/2018 12:00:00 AM						
03/01/2018 12:00:00 AM						
04/01/2018 12:00:00 AM						
05/01/2018 12:00:00 AM						
06/01/2018 12:00:00 AM						
07/01/2018 12:00:00 AM						
08/01/2018 12:00:00 AM						
09/01/2018 12:00:00 AM						
09/01/2018 10:59:59 AM	0.0	0	0	0	0.0	0.0%

Incoming Direction Weekly Counts
 Rectory Lane

from Thu-Dec-14-2017-01-00-PM to Tue-Jan-09-2018-10-59-AM

	11/12/2017	to	17/12/2017							
	Monday	Tuesday	Wednesday	Thursday	Friday	Saturday	Sunday	Week	Weekend	Week Day 85%
Hour	11/12/2017	12/12/2017	13/12/2017	14/12/2017	15/12/2017	16/12/2017	17/12/2017	Day Avg	Avg	Avg Speed
0 - 1	*	*	*	*	11	12	0	11	6	33
1 - 2	*	*	*	*	0	2	0	0	1	0
2 - 3	*	*	*	*	2	1	0	2	0.5	35
3 - 4	*	*	*	*	0	0	0	0	0	0
4 - 5	*	*	*	*	0	2	0	0	1	0
5 - 6	*	*	*	*	1	0	0	1	0	10
6 - 7	*	*	*	*	10	4	0	10	2	35
7 - 8	*	*	*	*	98	10	0	98	5	32.9
8 - 9	*	*	*	*	133	47	0	133	23.5	31.8
9 - 10	*	*	*	*	76	58	0	76	29	30
10 - 11	*	*	*	*	77	0	0	77	0	31
11 - 12	*	*	*	*	103	0	0	103	0	30
12 - 13	*	*	*	2	83	0	0	42.5	0	28.25
13 - 14	*	*	*	83	65	0	0	74	0	29.6
14 - 15	*	*	*	114	92	0	0	103	0	30.5
15 - 16	*	*	*	111	98	0	0	104.5	0	31.1
16 - 17	*	*	*	97	90	0	0	93.5	0	33.2
17 - 18	*	*	*	87	117	0	0	102	0	32.75
18 - 19	*	*	*	73	64	0	0	68.5	0	33.95
19 - 20	*	*	*	58	60	0	0	59	0	33.9
20 - 21	*	*	*	33	39	0	0	36	0	32.3
21 - 22	*	*	*	18	22	0	0	20	0	33.1
22 - 23	*	*	*	15	24	0	0	19.5	0	33
23 - 24	*	*	*	4	19	0	0	11.5	0	33.5
Totals	0	0	0	695	1284	136	0			
% of Total	0%	0%	0%	32.86%	60.71%	6.43%	0%			

Incoming Direction Weekly Counts
 Rectory Lane

from Thu-Dec-14-2017-01-00-PM to Tue-Jan-09-2018-10-59-AM

	18/12/2017	to	24/12/2017							
	Monday	Tuesday	Wednesday	Thursday	Friday	Saturday	Sunday	Week	Weekend	Week Day 85%
Hour	18/12/2017	19/12/2017	20/12/2017	21/12/2017	22/12/2017	23/12/2017	24/12/2017	Day Avg	Avg	Avg Speed
0 - 1	0	0	0	4	3	8	2	1.4	5	27.5
1 - 2	0	0	0	1	2	1	2	0.6	1.5	37.5
2 - 3	0	0	0	1	1	1	1	0.4	1	37.5
3 - 4	0	0	0	0	2	0	0	0.4	0	50
4 - 5	0	0	0	0	0	0	0	0	0	0
5 - 6	0	0	0	0	0	0	1	0	0.5	0
6 - 7	0	0	0	5	5	4	1	2	2.5	25
7 - 8	0	0	0	37	27	16	13	12.8	14.5	33.6
8 - 9	0	0	0	103	71	39	37	34.8	38	32.95
9 - 10	0	0	0	78	87	72	41	33	56.5	30.65
10 - 11	0	0	69	98	134	116	83	60.2	99.5	29.8
11 - 12	0	0	80	78	103	123	116	52.2	119.5	29.73
12 - 13	0	0	84	107	101	93	85	58.4	89	30.63
13 - 14	0	0	72	97	110	125	81	55.8	103	32.83
14 - 15	0	0	104	93	108	84	67	61	75.5	31.9
15 - 16	0	0	71	96	105	95	86	54.4	90.5	32.1
16 - 17	0	0	95	85	81	81	112	52.2	96.5	33.3
17 - 18	0	0	74	59	78	50	59	42.2	54.5	33.8
18 - 19	0	0	67	66	70	41	36	40.6	38.5	33.7
19 - 20	0	0	39	38	60	39	26	27.4	32.5	34.8
20 - 21	0	0	33	35	24	30	40	18.4	35	35.53
21 - 22	0	0	13	25	27	13	16	13	14.5	33.23
22 - 23	0	0	10	23	24	13	9	11.4	11	35.33
23 - 24	0	0	6	9	8	10	6	4.6	8	35.27
Totals	0	0	817	1138	1231	1054	920			
% of Total	0%	0%	15.83%	22.05%	23.86%	20.43%	17.83%			

Incoming Direction Weekly Counts
 Rectory Lane

from Thu-Dec-14-2017-01-00-PM to Tue-Jan-09-2018-10-59-AM

	25/12/2017	to	31/12/2017							
	Monday	Tuesday	Wednesday	Thursday	Friday	Saturday	Sunday	Week	Weekend	Week Day 85%
Hour	25/12/2017	26/12/2017	27/12/2017	28/12/2017	29/12/2017	30/12/2017	31/12/2017	Day Avg	Avg	Avg Speed
0 - 1	7	0	0	0	0	0	0	1.4	0	37.5
1 - 2	0	0	0	0	0	0	0	0	0	0
2 - 3	4	0	0	0	0	0	0	0.8	0	30
3 - 4	0	0	0	0	0	0	0	0	0	0
4 - 5	0	0	0	0	0	0	0	0	0	0
5 - 6	0	0	0	0	0	0	0	0	0	0
6 - 7	0	0	0	0	0	0	0	0	0	0
7 - 8	1	0	0	0	0	0	0	0.2	0	25
8 - 9	14	0	0	0	0	0	0	2.8	0	33.3
9 - 10	21	0	0	0	0	0	0	4.2	0	33
10 - 11	60	0	0	0	0	0	0	12	0	32.5
11 - 12	66	0	0	0	0	0	0	13.2	0	33.2
12 - 13	75	0	0	0	0	0	0	15	0	31.9
13 - 14	35	0	0	0	0	0	0	7	0	35
14 - 15	23	0	0	0	0	0	0	4.6	0	33
15 - 16	22	0	0	0	0	0	0	4.4	0	32
16 - 17	18	0	0	0	0	0	0	3.6	0	35
17 - 18	31	0	0	0	0	0	0	6.2	0	32.1
18 - 19	16	0	0	0	0	0	0	3.2	0	33.8
19 - 20	3	0	0	0	0	0	0	0.6	0	30
20 - 21	0	0	0	0	0	0	0	0	0	0
21 - 22	0	0	0	0	0	0	0	0	0	0
22 - 23	0	0	0	0	0	0	0	0	0	0
23 - 24	0	0	0	0	0	0	0	0	0	0
Totals	396	0	0	0	0	0	0			
% of Total	100%	0%	0%	0%	0%	0%	0%			

Incoming Direction Weekly Counts
 Rectory Lane

from Thu-Dec-14-2017-01-00-PM to Tue-Jan-09-2018-10-59-AM

	01/01/2018	to	07/01/2018							
	Monday	Tuesday	Wednesday	Thursday	Friday	Saturday	Sunday	Week	Weekend	Week Day 85%
Hour	01/01/2018	02/01/2018	03/01/2018	04/01/2018	05/01/2018	06/01/2018	07/01/2018	Day Avg	Avg	Avg Speed
0 - 1	0	0	0	0	0	0	0	0	0	0
1 - 2	0	0	0	0	0	0	0	0	0	0
2 - 3	0	0	0	0	0	0	0	0	0	0
3 - 4	0	0	0	0	0	0	0	0	0	0
4 - 5	0	0	0	0	0	0	0	0	0	0
5 - 6	0	0	0	0	0	0	0	0	0	0
6 - 7	0	0	0	0	0	0	0	0	0	0
7 - 8	0	0	0	0	0	0	0	0	0	0
8 - 9	0	0	0	0	0	0	0	0	0	0
9 - 10	0	0	0	0	0	0	0	0	0	0
10 - 11	0	0	0	0	0	0	0	0	0	0
11 - 12	0	0	0	0	0	0	0	0	0	0
12 - 13	0	0	0	0	0	0	0	0	0	0
13 - 14	0	0	0	0	0	0	0	0	0	0
14 - 15	0	0	0	0	0	0	0	0	0	0
15 - 16	0	0	0	0	0	0	0	0	0	0
16 - 17	0	0	0	0	0	0	0	0	0	0
17 - 18	0	0	0	0	0	0	0	0	0	0
18 - 19	0	0	0	0	0	0	0	0	0	0
19 - 20	0	0	0	0	0	0	0	0	0	0
20 - 21	0	0	0	0	0	0	0	0	0	0
21 - 22	0	0	0	0	0	0	0	0	0	0
22 - 23	0	0	0	0	0	0	0	0	0	0
23 - 24	0	0	0	0	0	0	0	0	0	0
Totals	0	0	0	0	0	0	0			
% of Total	0%	0%	0%	0%	0%	0%	0%			

Incoming Direction Weekly Counts
 Rectory Lane

from Thu-Dec-14-2017-01-00-PM to Tue-Jan-09-2018-10-59-AM

	08/01/2018	to	14/01/2018							
	Monday	Tuesday	Wednesday	Thursday	Friday	Saturday	Sunday	Week	Weekend	Week Day 85%
Hour	08/01/2018	09/01/2018	10/01/2018	11/01/2018	12/01/2018	13/01/2018	14/01/2018	Day Avg	Avg	Avg Speed
0 - 1	0	0	*	*	*	*	*	0	0	0
1 - 2	0	0	*	*	*	*	*	0	0	0
2 - 3	0	0	*	*	*	*	*	0	0	0
3 - 4	0	0	*	*	*	*	*	0	0	0
4 - 5	0	0	*	*	*	*	*	0	0	0
5 - 6	0	0	*	*	*	*	*	0	0	0
6 - 7	0	0	*	*	*	*	*	0	0	0
7 - 8	0	0	*	*	*	*	*	0	0	0
8 - 9	0	0	*	*	*	*	*	0	0	0
9 - 10	0	0	*	*	*	*	*	0	0	0
10 - 11	0	0	*	*	*	*	*	0	0	0
11 - 12	0	*	*	*	*	*	*	0	0	0
12 - 13	0	*	*	*	*	*	*	0	0	0
13 - 14	0	*	*	*	*	*	*	0	0	0
14 - 15	0	*	*	*	*	*	*	0	0	0
15 - 16	0	*	*	*	*	*	*	0	0	0
16 - 17	0	*	*	*	*	*	*	0	0	0
17 - 18	0	*	*	*	*	*	*	0	0	0
18 - 19	0	*	*	*	*	*	*	0	0	0
19 - 20	0	*	*	*	*	*	*	0	0	0
20 - 21	0	*	*	*	*	*	*	0	0	0
21 - 22	0	*	*	*	*	*	*	0	0	0
22 - 23	0	*	*	*	*	*	*	0	0	0
23 - 24	0	*	*	*	*	*	*	0	0	0
Totals	0	0	0	0	0	0	0			
% of Total	0%	0%	0%	0%	0%	0%	0%			

Incoming Direction Monthly Counts
 Rectory Lane

from Thu-Dec-14-2017-01-00-PM to Tue-Jan-09-2018-10-59-AM

Hour	Dec 2017							Week Day Avg	Weekend Avg	Week Day 85% Avg Speed
	Monday	Tuesday	Wednesday	Thursday	Friday	Saturday	Sunday			
0 - 1	7	0	0	4	14	20	2	5	11	31.83
1 - 2	0	0	0	1	2	3	2	0.6	2.5	37.5
2 - 3	4	0	0	1	3	2	1	1.6	1.5	35
3 - 4	0	0	0	0	2	0	0	0.4	0	50
4 - 5	0	0	0	0	0	2	0	0	1	0
5 - 6	0	0	0	0	1	0	1	0.2	0.5	10
6 - 7	0	0	0	5	15	8	1	4	4.5	30
7 - 8	1	0	0	37	125	26	13	32.6	19.5	30.4
8 - 9	14	0	0	103	204	86	37	64.2	61.5	32.8
9 - 10	21	0	0	78	163	130	41	52.4	85.5	31.5
10 - 11	60	0	69	98	211	116	83	87.6	99.5	30.55
11 - 12	66	0	80	78	206	123	116	86	119.5	30.5
12 - 13	75	0	84	109	184	93	85	90.4	89	30.92
13 - 14	35	0	72	180	175	125	81	92.4	103	32.8
14 - 15	23	0	104	207	200	84	67	106.8	75.5	31.95
15 - 16	22	0	71	207	203	95	86	100.6	90.5	31.92
16 - 17	18	0	95	182	171	81	112	93.2	96.5	33.72
17 - 18	31	0	74	146	195	50	59	89.2	54.5	33.12
18 - 19	16	0	67	139	134	41	36	71.2	38.5	33.85
19 - 20	3	0	39	96	120	39	26	51.6	32.5	33.55
20 - 21	0	0	33	68	63	30	40	32.8	35	35.13
21 - 22	0	0	13	43	49	13	16	21	14.5	32.97
22 - 23	0	0	10	38	48	13	9	19.2	11	34.23
23 - 24	0	0	6	13	27	10	6	9.2	8	34.17
Totals	396	0	817	1833	2515	1190	920			
% of Total	5.16%	0%	10.65%	23.9%	32.79%	15.51%	11.99%			

Incoming Direction Monthly Counts
 Rectory Lane

from Thu-Dec-14-2017-01-00-PM to Tue-Jan-09-2018-10-59-AM

Hour	Jan 2018							Week Day Avg	Weekend Avg	Week Day 85% Avg Speed
	Monday	Tuesday	Wednesday	Thursday	Friday	Saturday	Sunday			
0 - 1	0	0	0	0	0	0	0	0	0	0
1 - 2	0	0	0	0	0	0	0	0	0	0
2 - 3	0	0	0	0	0	0	0	0	0	0
3 - 4	0	0	0	0	0	0	0	0	0	0
4 - 5	0	0	0	0	0	0	0	0	0	0
5 - 6	0	0	0	0	0	0	0	0	0	0
6 - 7	0	0	0	0	0	0	0	0	0	0
7 - 8	0	0	0	0	0	0	0	0	0	0
8 - 9	0	0	0	0	0	0	0	0	0	0
9 - 10	0	0	0	0	0	0	0	0	0	0
10 - 11	0	0	0	0	0	0	0	0	0	0
11 - 12	0	0	0	0	0	0	0	0	0	0
12 - 13	0	0	0	0	0	0	0	0	0	0
13 - 14	0	0	0	0	0	0	0	0	0	0
14 - 15	0	0	0	0	0	0	0	0	0	0
15 - 16	0	0	0	0	0	0	0	0	0	0
16 - 17	0	0	0	0	0	0	0	0	0	0
17 - 18	0	0	0	0	0	0	0	0	0	0
18 - 19	0	0	0	0	0	0	0	0	0	0
19 - 20	0	0	0	0	0	0	0	0	0	0
20 - 21	0	0	0	0	0	0	0	0	0	0
21 - 22	0	0	0	0	0	0	0	0	0	0
22 - 23	0	0	0	0	0	0	0	0	0	0
23 - 24	0	0	0	0	0	0	0	0	0	0
Totals	0	0	0	0	0	0	0			
% of Total	0%	0%	0%	0%	0%	0%	0%			

Incoming Direction Weekly Speeds
 Rectory Lane

from Thu-Dec-14-2017-01-00-PM to Tue-Jan-09-2018-10-59-AM

	11/12/2017	to	17/12/2017							
	Monday	Tuesday	Wednesday	Thursday	Friday	Saturday	Sunday	Week	Weekend	Week Day 85%
Hour	11/12/2017	12/12/2017	13/12/2017	14/12/2017	15/12/2017	16/12/2017	17/12/2017	Day Avg	Avg	Avg Speed
0 - 1	*	*	*	*	28.18	29.25	0	28.18	29.25	33
1 - 2	*	*	*	*	0	29.5	0	0	29.5	0
2 - 3	*	*	*	*	32	42	0	32	42	35
3 - 4	*	*	*	*	0	0	0	0	0	0
4 - 5	*	*	*	*	0	22.5	0	0	22.5	0
5 - 6	*	*	*	*	7	0	0	7	0	10
6 - 7	*	*	*	*	30.2	27.25	0	30.2	27.25	35
7 - 8	*	*	*	*	27.32	24.7	0	27.32	24.7	32.9
8 - 9	*	*	*	*	26.98	25.98	0	26.98	25.98	31.8
9 - 10	*	*	*	*	25.76	25.48	0	25.76	25.48	30
10 - 11	*	*	*	*	25.57	0	0	25.57	0	31
11 - 12	*	*	*	*	24.86	0	0	24.86	0	30
12 - 13	*	*	*	19.5	25.17	0	0	25.04	0	28.25
13 - 14	*	*	*	24.16	25.09	0	0	24.57	0	29.6
14 - 15	*	*	*	24.78	25.04	0	0	24.9	0	30.5
15 - 16	*	*	*	26.59	26.55	0	0	26.57	0	31.1
16 - 17	*	*	*	27.09	28.4	0	0	27.72	0	33.2
17 - 18	*	*	*	27.13	26.69	0	0	26.88	0	32.75
18 - 19	*	*	*	28.19	26.44	0	0	27.37	0	33.95
19 - 20	*	*	*	27.43	28.77	0	0	28.11	0	33.9
20 - 21	*	*	*	26.45	26.31	0	0	26.37	0	32.3
21 - 22	*	*	*	24.44	28.95	0	0	26.93	0	33.1
22 - 23	*	*	*	27.13	27.29	0	0	27.23	0	33
23 - 24	*	*	*	29.5	26.84	0	0	27.3	0	33.5
Totals	0	0	0	312.4	549.6	226.6	0			
% of Total	0%	0%	0%	28.7%	50.49%	20.82%	0%			

Incoming Direction Weekly Speeds
Rectory Lane

from Thu-Dec-14-2017-01-00-PM to Tue-Jan-09-2018-10-59-AM

	18/12/2017	to	24/12/2017							
	Monday	Tuesday	Wednesday	Thursday	Friday	Saturday	Sunday	Week	Weekend	Week Day 85%
Hour	18/12/2017	19/12/2017	20/12/2017	21/12/2017	22/12/2017	23/12/2017	24/12/2017	Day Avg	Avg	Avg Speed
0 - 1	0	0	0	22	22	28.38	34.5	22	29.6	27.5
1 - 2	0	0	0	37	29.5	32	24.5	32	27	37.5
2 - 3	0	0	0	32	37	27	37	34.5	32	37.5
3 - 4	0	0	0	0	37	0	0	37	0	50
4 - 5	0	0	0	0	0	0	0	0	0	0
5 - 6	0	0	0	0	0	0	42	0	42	0
6 - 7	0	0	0	23.2	23	24.5	37	23.1	27	25
7 - 8	0	0	0	26.81	28.48	24.12	29.08	27.52	26.34	33.6
8 - 9	0	0	0	26.56	27.27	27.82	28.27	26.85	28.04	32.95
9 - 10	0	0	0	26.29	26.14	26.67	29.02	26.21	27.52	30.65
10 - 11	0	0	24.7	25.66	24.43	24.22	26.02	24.89	24.97	29.8
11 - 12	0	0	24.1	23.06	25.24	24.87	27	24.24	25.9	29.73
12 - 13	0	0	24.77	26.2	26.08	26.18	28.24	25.75	27.16	30.63
13 - 14	0	0	26.57	27.39	26.32	25.01	26.47	26.76	25.58	32.83
14 - 15	0	0	26.83	25.69	26.05	25.45	26.12	26.2	25.75	31.9
15 - 16	0	0	25.87	26.7	26.57	25.41	25.67	26.43	25.54	32.1
16 - 17	0	0	27.43	28.27	26.96	27.67	26.76	27.56	27.14	33.3
17 - 18	0	0	27.62	27.92	28.91	30.44	27.59	28.18	28.9	33.8
18 - 19	0	0	28.37	27.32	26.6	29.54	29.5	27.42	29.52	33.7
19 - 20	0	0	27.05	28.71	27.92	28.36	29.5	27.89	28.82	34.8
20 - 21	0	0	29.97	29.06	28.67	29.87	27.52	29.28	28.53	35.53
21 - 22	0	0	25.69	30.48	29.04	27.46	28.31	28.92	27.93	33.23
22 - 23	0	0	31.7	29.61	27.75	29	30.89	29.19	29.77	35.33
23 - 24	0	0	28.83	27.78	27.75	29.1	28	28.04	28.69	35.27
Totals	0	0	379.6	577.9	608.7	573.2	649			
% of Total	0%	0%	13.61%	20.73%	21.83%	20.56%	23.27%			

Incoming Direction Weekly Speeds
Rectory Lane

from Thu-Dec-14-2017-01-00-PM to Tue-Jan-09-2018-10-59-AM

	25/12/2017	to	31/12/2017							
	Monday	Tuesday	Wednesday	Thursday	Friday	Saturday	Sunday	Week	Weekend	Week Day 85%
Hour	25/12/2017	26/12/2017	27/12/2017	28/12/2017	29/12/2017	30/12/2017	31/12/2017	Day Avg	Avg	Avg Speed
0 - 1	31.43	0	0	0	0	0	0	31.43	0	37.5
1 - 2	0	0	0	0	0	0	0	0	0	0
2 - 3	24.5	0	0	0	0	0	0	24.5	0	30
3 - 4	0	0	0	0	0	0	0	0	0	0
4 - 5	0	0	0	0	0	0	0	0	0	0
5 - 6	0	0	0	0	0	0	0	0	0	0
6 - 7	0	0	0	0	0	0	0	0	0	0
7 - 8	22	0	0	0	0	0	0	22	0	25
8 - 9	28.21	0	0	0	0	0	0	28.21	0	33.3
9 - 10	27.43	0	0	0	0	0	0	27.43	0	33
10 - 11	26.5	0	0	0	0	0	0	26.5	0	32.5
11 - 12	27.64	0	0	0	0	0	0	27.64	0	33.2
12 - 13	27	0	0	0	0	0	0	27	0	31.9
13 - 14	28.26	0	0	0	0	0	0	28.26	0	35
14 - 15	28	0	0	0	0	0	0	28	0	33
15 - 16	26.73	0	0	0	0	0	0	26.73	0	32
16 - 17	30.28	0	0	0	0	0	0	30.28	0	35
17 - 18	26.74	0	0	0	0	0	0	26.74	0	32.1
18 - 19	28.12	0	0	0	0	0	0	28.12	0	33.8
19 - 20	20.33	0	0	0	0	0	0	20.33	0	30
20 - 21	0	0	0	0	0	0	0	0	0	0
21 - 22	0	0	0	0	0	0	0	0	0	0
22 - 23	0	0	0	0	0	0	0	0	0	0
23 - 24	0	0	0	0	0	0	0	0	0	0
Totals	403	0	0	0	0	0	0			
% of Total	100%	0%	0%	0%	0%	0%	0%			

Incoming Direction Weekly Speeds
 Rectory Lane

from Thu-Dec-14-2017-01-00-PM to Tue-Jan-09-2018-10-59-AM

	01/01/2018	to	07/01/2018							
	Monday	Tuesday	Wednesday	Thursday	Friday	Saturday	Sunday	Week	Weekend	Week Day 85%
Hour	01/01/2018	02/01/2018	03/01/2018	04/01/2018	05/01/2018	06/01/2018	07/01/2018	Day Avg	Avg	Avg Speed
0 - 1	0	0	0	0	0	0	0	0	0	0
1 - 2	0	0	0	0	0	0	0	0	0	0
2 - 3	0	0	0	0	0	0	0	0	0	0
3 - 4	0	0	0	0	0	0	0	0	0	0
4 - 5	0	0	0	0	0	0	0	0	0	0
5 - 6	0	0	0	0	0	0	0	0	0	0
6 - 7	0	0	0	0	0	0	0	0	0	0
7 - 8	0	0	0	0	0	0	0	0	0	0
8 - 9	0	0	0	0	0	0	0	0	0	0
9 - 10	0	0	0	0	0	0	0	0	0	0
10 - 11	0	0	0	0	0	0	0	0	0	0
11 - 12	0	0	0	0	0	0	0	0	0	0
12 - 13	0	0	0	0	0	0	0	0	0	0
13 - 14	0	0	0	0	0	0	0	0	0	0
14 - 15	0	0	0	0	0	0	0	0	0	0
15 - 16	0	0	0	0	0	0	0	0	0	0
16 - 17	0	0	0	0	0	0	0	0	0	0
17 - 18	0	0	0	0	0	0	0	0	0	0
18 - 19	0	0	0	0	0	0	0	0	0	0
19 - 20	0	0	0	0	0	0	0	0	0	0
20 - 21	0	0	0	0	0	0	0	0	0	0
21 - 22	0	0	0	0	0	0	0	0	0	0
22 - 23	0	0	0	0	0	0	0	0	0	0
23 - 24	0	0	0	0	0	0	0	0	0	0
Totals	0	0	0	0	0	0	0			
% of Total	0%	0%	0%	0%	0%	0%	0%			

Incoming Direction Weekly Speeds
 Rectory Lane

from Thu-Dec-14-2017-01-00-PM to Tue-Jan-09-2018-10-59-AM

	08/01/2018	to	14/01/2018							
	Monday	Tuesday	Wednesday	Thursday	Friday	Saturday	Sunday	Week	Weekend	Week Day 85%
Hour	08/01/2018	09/01/2018	10/01/2018	11/01/2018	12/01/2018	13/01/2018	14/01/2018	Day Avg	Avg	Avg Speed
0 - 1	0	0	*	*	*	*	*	*	*	0
1 - 2	0	0	*	*	*	*	*	*	*	0
2 - 3	0	0	*	*	*	*	*	*	*	0
3 - 4	0	0	*	*	*	*	*	*	*	0
4 - 5	0	0	*	*	*	*	*	*	*	0
5 - 6	0	0	*	*	*	*	*	*	*	0
6 - 7	0	0	*	*	*	*	*	*	*	0
7 - 8	0	0	*	*	*	*	*	*	*	0
8 - 9	0	0	*	*	*	*	*	*	*	0
9 - 10	0	0	*	*	*	*	*	*	*	0
10 - 11	0	0	*	*	*	*	*	*	*	0
11 - 12	0	*	*	*	*	*	*	*	*	0
12 - 13	0	*	*	*	*	*	*	*	*	0
13 - 14	0	*	*	*	*	*	*	*	*	0
14 - 15	0	*	*	*	*	*	*	*	*	0
15 - 16	0	*	*	*	*	*	*	*	*	0
16 - 17	0	*	*	*	*	*	*	*	*	0
17 - 18	0	*	*	*	*	*	*	*	*	0
18 - 19	0	*	*	*	*	*	*	*	*	0
19 - 20	0	*	*	*	*	*	*	*	*	0
20 - 21	0	*	*	*	*	*	*	*	*	0
21 - 22	0	*	*	*	*	*	*	*	*	0
22 - 23	0	*	*	*	*	*	*	*	*	0
23 - 24	0	*	*	*	*	*	*	*	*	0
Totals	0	0	0	0	0	0	0			
% of Total	0%	0%	0%	0%	0%	0%	0%			

Incoming Direction Monthly Speeds
 Rectory Lane

from Thu-Dec-14-2017-01-00-PM to Tue-Jan-09-2018-10-59-AM

Hour	Dec 2017							Week Day Avg	Weekend Avg	Week Day 85% Avg Speed
	Monday	Tuesday	Wednesday	Thursday	Friday	Saturday	Sunday			
0 - 1	31.43	0	0	22	26.86	28.9	34.5	27.36	29.41	31.83
1 - 2	0	0	0	37	29.5	30.33	24.5	32	28	37.5
2 - 3	24.5	0	0	32	33.67	34.5	37	28.88	35.33	35
3 - 4	0	0	0	0	37	0	0	37	0	50
4 - 5	0	0	0	0	0	22.5	0	0	22.5	0
5 - 6	0	0	0	0	7	0	42	7	42	10
6 - 7	0	0	0	23.2	27.8	25.88	37	26.65	27.11	30
7 - 8	22	0	0	26.81	27.57	24.35	29.08	27.36	25.92	30.4
8 - 9	28.21	0	0	26.56	27.08	26.81	28.27	26.97	27.25	32.8
9 - 10	27.43	0	0	26.29	25.96	26.14	29.02	26.18	26.83	31.5
10 - 11	26.5	0	24.7	25.66	24.85	24.22	26.02	25.23	24.97	30.55
11 - 12	27.64	0	24.1	23.06	25.05	24.87	27	24.91	25.9	30.5
12 - 13	27	0	24.77	26.07	25.67	26.18	28.24	25.82	27.16	30.92
13 - 14	28.26	0	26.57	25.9	25.86	25.01	26.47	26.17	25.58	32.8
14 - 15	28	0	26.83	25.19	25.58	25.45	26.12	25.78	25.75	31.95
15 - 16	26.73	0	25.87	26.64	26.56	25.41	25.67	26.5	25.54	31.92
16 - 17	30.28	0	27.43	27.64	27.72	27.67	26.76	27.73	27.14	33.72
17 - 18	26.74	0	27.62	27.45	27.58	30.44	27.59	27.48	28.9	33.12
18 - 19	28.12	0	28.37	27.78	26.52	29.54	29.5	27.43	29.52	33.85
19 - 20	20.33	0	27.05	27.94	28.34	28.36	29.5	27.9	28.82	33.55
20 - 21	0	0	29.97	27.79	27.21	29.87	27.52	28.01	28.53	35.13
21 - 22	0	0	25.69	27.95	29	27.46	28.31	28.16	27.93	32.97
22 - 23	0	0	31.7	28.63	27.52	29	30.89	28.4	29.77	34.23
23 - 24	0	0	28.83	28.31	27.11	29.1	28	27.67	28.69	34.17

Incoming Direction Monthly Speeds
Rectory Lane

from Thu-Dec-14-2017-01-00-PM to Tue-Jan-09-2018-10-59-AM

Hour	Jan 2018							Week Day Avg	Weekend Avg	Week Day 85% Avg Speed
	Monday	Tuesday	Wednesday	Thursday	Friday	Saturday	Sunday			
0 - 1	0	0	0	0	0	0	0	0	0	0
1 - 2	0	0	0	0	0	0	0	0	0	0
2 - 3	0	0	0	0	0	0	0	0	0	0
3 - 4	0	0	0	0	0	0	0	0	0	0
4 - 5	0	0	0	0	0	0	0	0	0	0
5 - 6	0	0	0	0	0	0	0	0	0	0
6 - 7	0	0	0	0	0	0	0	0	0	0
7 - 8	0	0	0	0	0	0	0	0	0	0
8 - 9	0	0	0	0	0	0	0	0	0	0
9 - 10	0	0	0	0	0	0	0	0	0	0
10 - 11	0	0	0	0	0	0	0	0	0	0
11 - 12	0	0	0	0	0	0	0	0	0	0
12 - 13	0	0	0	0	0	0	0	0	0	0
13 - 14	0	0	0	0	0	0	0	0	0	0
14 - 15	0	0	0	0	0	0	0	0	0	0
15 - 16	0	0	0	0	0	0	0	0	0	0
16 - 17	0	0	0	0	0	0	0	0	0	0
17 - 18	0	0	0	0	0	0	0	0	0	0
18 - 19	0	0	0	0	0	0	0	0	0	0
19 - 20	0	0	0	0	0	0	0	0	0	0
20 - 21	0	0	0	0	0	0	0	0	0	0
21 - 22	0	0	0	0	0	0	0	0	0	0
22 - 23	0	0	0	0	0	0	0	0	0	0
23 - 24	0	0	0	0	0	0	0	0	0	0

	11/12/2017	to	17/12/2017							
	Monday	Tuesday	Wednesday	Thursday	Friday	Saturday	Sunday	Week	Weekend	Week Day 85%
Hour	11/12/2017	12/12/2017	13/12/2017	14/12/2017	15/12/2017	16/12/2017	17/12/2017	Day Avg	Avg	Avg Speed
0 - 1	*	*	*	*	33	35	0	33	35	33
1 - 2	*	*	*	*	0	35	0	0	35	0
2 - 3	*	*	*	*	35	45	0	35	45	35
3 - 4	*	*	*	*	0	0	0	0	0	0
4 - 5	*	*	*	*	0	25	0	0	25	0
5 - 6	*	*	*	*	10	0	0	10	0	10
6 - 7	*	*	*	*	35	28.8	0	35	28.8	35
7 - 8	*	*	*	*	32.9	28.8	0	32.9	28.8	32.9
8 - 9	*	*	*	*	31.8	31.7	0	31.8	31.7	31.8
9 - 10	*	*	*	*	30	31.5	0	30	31.5	30
10 - 11	*	*	*	*	31	0	0	31	0	31
11 - 12	*	*	*	*	30	0	0	30	0	30
12 - 13	*	*	*	25	31.5	0	0	28.25	0	28.25
13 - 14	*	*	*	29.2	30	0	0	29.6	0	29.6
14 - 15	*	*	*	30.6	30.4	0	0	30.5	0	30.5
15 - 16	*	*	*	31	31.2	0	0	31.1	0	31.1
16 - 17	*	*	*	32.8	33.6	0	0	33.2	0	33.2
17 - 18	*	*	*	33.1	32.4	0	0	32.75	0	32.75
18 - 19	*	*	*	35.6	32.3	0	0	33.95	0	33.95
19 - 20	*	*	*	33.5	34.3	0	0	33.9	0	33.9
20 - 21	*	*	*	32.5	32.1	0	0	32.3	0	32.3
21 - 22	*	*	*	31.2	35	0	0	33.1	0	33.1
22 - 23	*	*	*	33	33	0	0	33	0	33
23 - 24	*	*	*	35	32	0	0	33.5	0	33.5
Totals	0	0	0	382.5	656.5	260.8	0			
% of Total	0%	0%	0%	29.43%	50.51%	20.06%	0%			

	18/12/2017	to	24/12/2017							
	Monday	Tuesday	Wednesday	Thursday	Friday	Saturday	Sunday	Week	Weekend	Week Day 85%
Hour	18/12/2017	19/12/2017	20/12/2017	21/12/2017	22/12/2017	23/12/2017	24/12/2017	Day Avg	Avg	Avg Speed
0 - 1	0	0	0	25	30	33.3	45	27.5	39.15	27.5
1 - 2	0	0	0	40	35	35	30	37.5	32.5	37.5
2 - 3	0	0	0	35	40	30	40	37.5	35	37.5
3 - 4	0	0	0	0	50	0	0	50	0	50
4 - 5	0	0	0	0	0	0	0	0	0	0
5 - 6	0	0	0	0	0	0	45	0	45	0
6 - 7	0	0	0	25	25	27.5	40	25	33.75	25
7 - 8	0	0	0	32.9	34.3	30	35	33.6	32.5	33.6
8 - 9	0	0	0	32.8	33.1	33.9	33.3	32.95	33.6	32.95
9 - 10	0	0	0	31.8	29.5	31.2	36	30.65	33.6	30.65
10 - 11	0	0	30	29.9	29.5	29.4	31.9	29.8	30.65	29.8
11 - 12	0	0	29.8	28.8	30.6	29.6	32.9	29.73	31.25	29.73
12 - 13	0	0	29.6	30.9	31.4	32.5	33.4	30.63	32.95	30.63
13 - 14	0	0	32.9	33.2	32.4	29.8	32.2	32.83	31	32.83
14 - 15	0	0	32.8	31.7	31.2	30.5	31.5	31.9	31	31.9
15 - 16	0	0	32.3	32.6	31.4	30	30	32.1	30	32.1
16 - 17	0	0	33.1	33.5	33.3	32.7	32.4	33.3	32.55	33.3
17 - 18	0	0	33.6	33.8	34	37.5	33.5	33.8	35.5	33.8
18 - 19	0	0	34.1	33.5	33.5	35	35.8	33.7	35.4	33.7
19 - 20	0	0	35.8	35	33.6	35	35	34.8	35	34.8
20 - 21	0	0	38.3	35	33.3	35	33	35.53	34	35.53
21 - 22	0	0	29	34.5	36.2	32.5	31.7	33.23	32.1	33.23
22 - 23	0	0	34.3	36.7	35	35	40	35.33	37.5	35.33
23 - 24	0	0	32.5	40	33.3	37.5	30	35.27	33.75	35.27
Totals	0	0	458.1	691.6	735.6	682.9	767.6			
% of Total	0%	0%	13.73%	20.73%	22.05%	20.47%	23.01%			

	25/12/2017	to	31/12/2017							
	Monday	Tuesday	Wednesday	Thursday	Friday	Saturday	Sunday	Week	Weekend	Week Day 85%
Hour	25/12/2017	26/12/2017	27/12/2017	28/12/2017	29/12/2017	30/12/2017	31/12/2017	Day Avg	Avg	Avg Speed
0 - 1	37.5	0	0	0	0	0	0	37.5	0	37.5
1 - 2	0	0	0	0	0	0	0	0	0	0
2 - 3	30	0	0	0	0	0	0	30	0	30
3 - 4	0	0	0	0	0	0	0	0	0	0
4 - 5	0	0	0	0	0	0	0	0	0	0
5 - 6	0	0	0	0	0	0	0	0	0	0
6 - 7	0	0	0	0	0	0	0	0	0	0
7 - 8	25	0	0	0	0	0	0	25	0	25
8 - 9	33.3	0	0	0	0	0	0	33.3	0	33.3
9 - 10	33	0	0	0	0	0	0	33	0	33
10 - 11	32.5	0	0	0	0	0	0	32.5	0	32.5
11 - 12	33.2	0	0	0	0	0	0	33.2	0	33.2
12 - 13	31.9	0	0	0	0	0	0	31.9	0	31.9
13 - 14	35	0	0	0	0	0	0	35	0	35
14 - 15	33	0	0	0	0	0	0	33	0	33
15 - 16	32	0	0	0	0	0	0	32	0	32
16 - 17	35	0	0	0	0	0	0	35	0	35
17 - 18	32.1	0	0	0	0	0	0	32.1	0	32.1
18 - 19	33.8	0	0	0	0	0	0	33.8	0	33.8
19 - 20	30	0	0	0	0	0	0	30	0	30
20 - 21	0	0	0	0	0	0	0	0	0	0
21 - 22	0	0	0	0	0	0	0	0	0	0
22 - 23	0	0	0	0	0	0	0	0	0	0
23 - 24	0	0	0	0	0	0	0	0	0	0
Totals	487.3	0	0	0	0	0	0			
% of Total	100%	0%	0%	0%	0%	0%	0%			

	01/01/2018	to	07/01/2018							
	Monday	Tuesday	Wednesday	Thursday	Friday	Saturday	Sunday	Week	Weekend	Week Day 85%
Hour	01/01/2018	02/01/2018	03/01/2018	04/01/2018	05/01/2018	06/01/2018	07/01/2018	Day Avg	Avg	Avg Speed
0 - 1	0	0	0	0	0	0	0	0	0	0
1 - 2	0	0	0	0	0	0	0	0	0	0
2 - 3	0	0	0	0	0	0	0	0	0	0
3 - 4	0	0	0	0	0	0	0	0	0	0
4 - 5	0	0	0	0	0	0	0	0	0	0
5 - 6	0	0	0	0	0	0	0	0	0	0
6 - 7	0	0	0	0	0	0	0	0	0	0
7 - 8	0	0	0	0	0	0	0	0	0	0
8 - 9	0	0	0	0	0	0	0	0	0	0
9 - 10	0	0	0	0	0	0	0	0	0	0
10 - 11	0	0	0	0	0	0	0	0	0	0
11 - 12	0	0	0	0	0	0	0	0	0	0
12 - 13	0	0	0	0	0	0	0	0	0	0
13 - 14	0	0	0	0	0	0	0	0	0	0
14 - 15	0	0	0	0	0	0	0	0	0	0
15 - 16	0	0	0	0	0	0	0	0	0	0
16 - 17	0	0	0	0	0	0	0	0	0	0
17 - 18	0	0	0	0	0	0	0	0	0	0
18 - 19	0	0	0	0	0	0	0	0	0	0
19 - 20	0	0	0	0	0	0	0	0	0	0
20 - 21	0	0	0	0	0	0	0	0	0	0
21 - 22	0	0	0	0	0	0	0	0	0	0
22 - 23	0	0	0	0	0	0	0	0	0	0
23 - 24	0	0	0	0	0	0	0	0	0	0
Totals	0	0	0	0	0	0	0			
% of Total	0%	0%	0%	0%	0%	0%	0%			

	08/01/2018	to	14/01/2018							
	Monday	Tuesday	Wednesday	Thursday	Friday	Saturday	Sunday	Week	Weekend	Week Day 85%
Hour	08/01/2018	09/01/2018	10/01/2018	11/01/2018	12/01/2018	13/01/2018	14/01/2018	Day Avg	Avg	Avg Speed
0 - 1	0	0	*	*	*	*	*	0	0	0
1 - 2	0	0	*	*	*	*	*	0	0	0
2 - 3	0	0	*	*	*	*	*	0	0	0
3 - 4	0	0	*	*	*	*	*	0	0	0
4 - 5	0	0	*	*	*	*	*	0	0	0
5 - 6	0	0	*	*	*	*	*	0	0	0
6 - 7	0	0	*	*	*	*	*	0	0	0
7 - 8	0	0	*	*	*	*	*	0	0	0
8 - 9	0	0	*	*	*	*	*	0	0	0
9 - 10	0	0	*	*	*	*	*	0	0	0
10 - 11	0	0	*	*	*	*	*	0	0	0
11 - 12	0	*	*	*	*	*	*	0	0	0
12 - 13	0	*	*	*	*	*	*	0	0	0
13 - 14	0	*	*	*	*	*	*	0	0	0
14 - 15	0	*	*	*	*	*	*	0	0	0
15 - 16	0	*	*	*	*	*	*	0	0	0
16 - 17	0	*	*	*	*	*	*	0	0	0
17 - 18	0	*	*	*	*	*	*	0	0	0
18 - 19	0	*	*	*	*	*	*	0	0	0
19 - 20	0	*	*	*	*	*	*	0	0	0
20 - 21	0	*	*	*	*	*	*	0	0	0
21 - 22	0	*	*	*	*	*	*	0	0	0
22 - 23	0	*	*	*	*	*	*	0	0	0
23 - 24	0	*	*	*	*	*	*	0	0	0
Totals	0	0	0	0	0	0	0			
% of Total	0%	0%	0%	0%	0%	0%	0%			

Incoming Direction Monthly EightyFifthSpeeds
 Rectory Lane

from Thu-Dec-14-2017-01-00-PM to Tue-Jan-09-2018-10-59-AM

Hour	Dec 2017							Week Day Avg	Weekend Avg	Week Day 85% Avg Speed
	Monday	Tuesday	Wednesday	Thursday	Friday	Saturday	Sunday			
0 - 1	37.5	0	0	25	33	34	45	31.83	39.5	31.83
1 - 2	0	0	0	40	35	35	30	37.5	32.5	37.5
2 - 3	30	0	0	35	40	45	40	35	42.5	35
3 - 4	0	0	0	0	50	0	0	50	0	50
4 - 5	0	0	0	0	0	25	0	0	25	0
5 - 6	0	0	0	0	10	0	45	10	45	10
6 - 7	0	0	0	25	35	29.2	40	30	34.6	30
7 - 8	25	0	0	32.9	33.3	29.4	35	30.4	32.2	30.4
8 - 9	33.3	0	0	32.8	32.3	33.2	33.3	32.8	33.25	32.8
9 - 10	33	0	0	31.8	29.7	31.4	36	31.5	33.7	31.5
10 - 11	32.5	0	30	29.9	29.8	29.4	31.9	30.55	30.65	30.55
11 - 12	33.2	0	29.8	28.8	30.2	29.6	32.9	30.5	31.25	30.5
12 - 13	31.9	0	29.6	30.9	31.3	32.5	33.4	30.92	32.95	30.92
13 - 14	35	0	32.9	31.7	31.6	29.8	32.2	32.8	31	32.8
14 - 15	33	0	32.8	31.1	30.9	30.5	31.5	31.95	31	31.95
15 - 16	32	0	32.3	31.9	31.5	30	30	31.92	30	31.92
16 - 17	35	0	33.1	33.3	33.5	32.7	32.4	33.72	32.55	33.72
17 - 18	32.1	0	33.6	33.4	33.4	37.5	33.5	33.12	35.5	33.12
18 - 19	33.8	0	34.1	34.5	33	35	35.8	33.85	35.4	33.85
19 - 20	30	0	35.8	34.4	34	35	35	33.55	35	33.55
20 - 21	0	0	38.3	34	33.1	35	33	35.13	34	35.13
21 - 22	0	0	29	33.9	36	32.5	31.7	32.97	32.1	32.97
22 - 23	0	0	34.3	34	34.4	35	40	34.23	37.5	34.23
23 - 24	0	0	32.5	37.5	32.5	37.5	30	34.17	33.75	34.17

Hour	Jan 2018							Week Day Avg	Weekend Avg	Week Day 85% Avg Speed
	Monday	Tuesday	Wednesday	Thursday	Friday	Saturday	Sunday			
0 - 1	0	0	0	0	0	0	0	0	0	0
1 - 2	0	0	0	0	0	0	0	0	0	0
2 - 3	0	0	0	0	0	0	0	0	0	0
3 - 4	0	0	0	0	0	0	0	0	0	0
4 - 5	0	0	0	0	0	0	0	0	0	0
5 - 6	0	0	0	0	0	0	0	0	0	0
6 - 7	0	0	0	0	0	0	0	0	0	0
7 - 8	0	0	0	0	0	0	0	0	0	0
8 - 9	0	0	0	0	0	0	0	0	0	0
9 - 10	0	0	0	0	0	0	0	0	0	0
10 - 11	0	0	0	0	0	0	0	0	0	0
11 - 12	0	0	0	0	0	0	0	0	0	0
12 - 13	0	0	0	0	0	0	0	0	0	0
13 - 14	0	0	0	0	0	0	0	0	0	0
14 - 15	0	0	0	0	0	0	0	0	0	0
15 - 16	0	0	0	0	0	0	0	0	0	0
16 - 17	0	0	0	0	0	0	0	0	0	0
17 - 18	0	0	0	0	0	0	0	0	0	0
18 - 19	0	0	0	0	0	0	0	0	0	0
19 - 20	0	0	0	0	0	0	0	0	0	0
20 - 21	0	0	0	0	0	0	0	0	0	0
21 - 22	0	0	0	0	0	0	0	0	0	0
22 - 23	0	0	0	0	0	0	0	0	0	0
23 - 24	0	0	0	0	0	0	0	0	0	0

Starting Hour	Count	Average Speed of all Traffic	Violator Counts	Average Speed of Violators
00:00:00	0	N/A	N/A	N/A
01:00:00	0	N/A	N/A	N/A
02:00:00	0	N/A	N/A	N/A
03:00:00	0	N/A	N/A	N/A
04:00:00	0	N/A	N/A	N/A
05:00:00	0	N/A	N/A	N/A
06:00:00	0	N/A	N/A	N/A
07:00:00	0	N/A	N/A	N/A
08:00:00	0	N/A	N/A	N/A
09:00:00	0	N/A	N/A	N/A
10:00:00	0	N/A	N/A	N/A
11:00:00	0	N/A	N/A	N/A
12:00:00	0	N/A	N/A	N/A
13:00:00	76	11.6	7	34.6
14:00:00	110	9.2	16	33.1
15:00:00	110	8.8	18	33.3
16:00:00	102	10.3	31	33.8
17:00:00	83	13.4	20	35.0
18:00:00	83	16.2	31	35.7
19:00:00	56	19.8	18	35.6
20:00:00	34	19.6	9	33.1
21:00:00	22	16.7	4	32.5
22:00:00	15	23.8	5	32.5
23:00:00	4	30.0	2	35.0
00:00:00	11	18.9	5	32.5
01:00:00	0	N/A	N/A	N/A
02:00:00	2	32.5	2	32.5
03:00:00	0	N/A	N/A	N/A
04:00:00	0	N/A	N/A	N/A
05:00:00	1	7.5	0	0.0
06:00:00	8	25.3	3	32.5
07:00:00	84	12.0	25	34.5
08:00:00	141	8.5	29	33.2
09:00:00	76	12.6	12	34.6
10:00:00	79	13.1	15	33.5
11:00:00	102	9.9	15	33.2
12:00:00	81	13.2	16	33.4
13:00:00	71	11.9	11	32.5
14:00:00	85	10.7	12	33.8
15:00:00	103	10.1	21	33.5
16:00:00	81	13.5	24	34.4
17:00:00	123	10.2	32	33.8
18:00:00	70	13.8	18	33.3
19:00:00	57	17.6	18	36.4
20:00:00	44	13.5	12	33.3
21:00:00	22	25.6	8	36.3
22:00:00	24	16.8	7	33.9
23:00:00	16	23.8	4	32.5
00:00:00	14	24.1	5	35.5
01:00:00	3	25.8	1	32.5
02:00:00	1	42.5	1	42.5

Starting Hour	Count	Average Speed of all Traffic	Violator Counts	Average Speed of Violators
03:00:00	0	N/A	N/A	N/A
04:00:00	2	11.3	0	0.0
05:00:00	0	N/A	N/A	N/A
06:00:00	3	18.3	0	0.0
07:00:00	11	21.1	1	32.5
08:00:00	42	17.7	8	34.4
09:00:00	63	15.8	13	33.7
10:00:00	0	N/A	N/A	N/A
11:00:00	0	N/A	N/A	N/A
12:00:00	0	N/A	N/A	N/A
13:00:00	0	N/A	N/A	N/A
14:00:00	0	N/A	N/A	N/A
15:00:00	0	N/A	N/A	N/A
16:00:00	0	N/A	N/A	N/A
17:00:00	0	N/A	N/A	N/A
18:00:00	0	N/A	N/A	N/A
19:00:00	0	N/A	N/A	N/A
20:00:00	0	N/A	N/A	N/A
21:00:00	0	N/A	N/A	N/A
22:00:00	0	N/A	N/A	N/A
23:00:00	0	N/A	N/A	N/A
00:00:00	0	N/A	N/A	N/A
01:00:00	0	N/A	N/A	N/A
02:00:00	0	N/A	N/A	N/A
03:00:00	0	N/A	N/A	N/A
04:00:00	0	N/A	N/A	N/A
05:00:00	0	N/A	N/A	N/A
06:00:00	0	N/A	N/A	N/A
07:00:00	0	N/A	N/A	N/A
08:00:00	0	N/A	N/A	N/A
09:00:00	0	N/A	N/A	N/A
10:00:00	0	N/A	N/A	N/A
11:00:00	0	N/A	N/A	N/A
12:00:00	0	N/A	N/A	N/A
13:00:00	0	N/A	N/A	N/A
14:00:00	0	N/A	N/A	N/A
15:00:00	0	N/A	N/A	N/A
16:00:00	0	N/A	N/A	N/A
17:00:00	0	N/A	N/A	N/A
18:00:00	0	N/A	N/A	N/A
19:00:00	0	N/A	N/A	N/A
20:00:00	0	N/A	N/A	N/A
21:00:00	0	N/A	N/A	N/A
22:00:00	0	N/A	N/A	N/A
23:00:00	0	N/A	N/A	N/A
00:00:00	0	N/A	N/A	N/A
01:00:00	0	N/A	N/A	N/A
02:00:00	0	N/A	N/A	N/A
03:00:00	0	N/A	N/A	N/A
04:00:00	0	N/A	N/A	N/A
05:00:00	0	N/A	N/A	N/A

Starting Hour	Count	Average Speed of all Traffic	Violator Counts	Average Speed of Violators
06:00:00	0	N/A	N/A	N/A
07:00:00	0	N/A	N/A	N/A
08:00:00	0	N/A	N/A	N/A
09:00:00	0	N/A	N/A	N/A
10:00:00	0	N/A	N/A	N/A
11:00:00	0	N/A	N/A	N/A
12:00:00	0	N/A	N/A	N/A
13:00:00	0	N/A	N/A	N/A
14:00:00	0	N/A	N/A	N/A
15:00:00	0	N/A	N/A	N/A
16:00:00	0	N/A	N/A	N/A
17:00:00	0	N/A	N/A	N/A
18:00:00	0	N/A	N/A	N/A
19:00:00	0	N/A	N/A	N/A
20:00:00	0	N/A	N/A	N/A
21:00:00	0	N/A	N/A	N/A
22:00:00	0	N/A	N/A	N/A
23:00:00	0	N/A	N/A	N/A
00:00:00	0	N/A	N/A	N/A
01:00:00	0	N/A	N/A	N/A
02:00:00	0	N/A	N/A	N/A
03:00:00	0	N/A	N/A	N/A
04:00:00	0	N/A	N/A	N/A
05:00:00	0	N/A	N/A	N/A
06:00:00	0	N/A	N/A	N/A
07:00:00	0	N/A	N/A	N/A
08:00:00	0	N/A	N/A	N/A
09:00:00	0	N/A	N/A	N/A
10:00:00	0	N/A	N/A	N/A
11:00:00	0	N/A	N/A	N/A
12:00:00	0	N/A	N/A	N/A
13:00:00	0	N/A	N/A	N/A
14:00:00	0	N/A	N/A	N/A
15:00:00	0	N/A	N/A	N/A
16:00:00	0	N/A	N/A	N/A
17:00:00	0	N/A	N/A	N/A
18:00:00	0	N/A	N/A	N/A
19:00:00	0	N/A	N/A	N/A
20:00:00	0	N/A	N/A	N/A
21:00:00	0	N/A	N/A	N/A
22:00:00	0	N/A	N/A	N/A
23:00:00	0	N/A	N/A	N/A
00:00:00	0	N/A	N/A	N/A
01:00:00	0	N/A	N/A	N/A
02:00:00	0	N/A	N/A	N/A
03:00:00	0	N/A	N/A	N/A
04:00:00	0	N/A	N/A	N/A
05:00:00	0	N/A	N/A	N/A
06:00:00	0	N/A	N/A	N/A
07:00:00	0	N/A	N/A	N/A
08:00:00	0	N/A	N/A	N/A

Starting Hour	Count	Average Speed of all Traffic	Violator Counts	Average Speed of Violators
09:00:00	0	N/A	N/A	N/A
10:00:00	60	11.4	9	33.6
11:00:00	85	11.1	10	35.5
12:00:00	80	11.3	10	33.0
13:00:00	74	13.9	21	33.5
14:00:00	103	11.7	26	34.0
15:00:00	72	15.0	16	34.1
16:00:00	93	11.8	24	34.6
17:00:00	77	13.8	20	34.8
18:00:00	66	15.3	22	34.3
19:00:00	43	16.8	15	34.8
20:00:00	34	21.7	13	37.9
21:00:00	14	20.2	0	0.0
22:00:00	10	25.5	8	33.1
23:00:00	6	23.8	2	32.5
00:00:00	1	22.5	0	0.0
01:00:00	4	26.3	1	37.5
02:00:00	1	32.5	1	32.5
03:00:00	0	N/A	N/A	N/A
04:00:00	0	N/A	N/A	N/A
05:00:00	0	N/A	N/A	N/A
06:00:00	5	19.0	0	0.0
07:00:00	35	15.4	10	34.0
08:00:00	98	10.5	27	33.4
09:00:00	79	12.4	16	32.8
10:00:00	98	10.8	15	35.2
11:00:00	78	11.2	7	32.5
12:00:00	103	9.3	17	33.1
13:00:00	94	12.3	22	34.1
14:00:00	90	13.3	24	34.0
15:00:00	107	10.9	26	33.7
16:00:00	79	13.5	30	33.7
17:00:00	64	15.3	21	34.4
18:00:00	64	16.2	21	34.6
19:00:00	44	20.1	15	35.2
20:00:00	33	24.8	17	34.9
21:00:00	26	20.0	11	35.2
22:00:00	25	19.6	12	34.6
23:00:00	10	20.8	3	37.5
00:00:00	3	22.5	0	0.0
01:00:00	2	30.0	1	32.5
02:00:00	1	37.5	1	37.5
03:00:00	2	37.5	1	47.5
04:00:00	0	N/A	N/A	N/A
05:00:00	0	N/A	N/A	N/A
06:00:00	4	23.8	1	32.5
07:00:00	22	23.2	7	33.9
08:00:00	65	15.8	23	33.8
09:00:00	86	9.0	8	33.1
10:00:00	140	7.3	16	32.8
11:00:00	103	10.1	15	32.8

Starting Hour	Count	Average Speed of all Traffic	Violator Counts	Average Speed of Violators
12:00:00	96	11.8	19	33.6
13:00:00	115	10.5	26	33.5
14:00:00	96	11.0	20	33.8
15:00:00	118	9.4	22	33.6
16:00:00	76	14.1	21	35.1
17:00:00	81	14.3	35	33.8
18:00:00	69	14.9	20	34.0
19:00:00	63	12.5	17	34.6
20:00:00	29	21.8	11	34.8
21:00:00	27	20.6	12	35.0
22:00:00	25	24.8	7	36.8
23:00:00	7	23.6	2	32.5
00:00:00	9	23.1	4	32.5
01:00:00	1	32.5	1	32.5
02:00:00	1	27.5	0	0.0
03:00:00	0	N/A	N/A	N/A
04:00:00	0	N/A	N/A	N/A
05:00:00	0	N/A	N/A	N/A
06:00:00	4	25.0	0	0.0
07:00:00	13	20.0	2	32.5
08:00:00	37	18.9	14	33.9
09:00:00	72	11.7	17	33.7
10:00:00	112	8.0	11	32.5
11:00:00	122	8.7	14	32.9
12:00:00	95	11.7	20	33.5
13:00:00	124	8.4	20	33.5
14:00:00	80	11.1	11	33.4
15:00:00	98	10.5	16	34.1
16:00:00	85	11.7	21	33.9
17:00:00	49	21.5	28	35.2
18:00:00	45	20.0	17	35.7
19:00:00	39	19.9	14	35.0
20:00:00	28	25.6	16	34.7
21:00:00	17	21.6	6	33.3
22:00:00	14	27.3	4	36.3
23:00:00	10	26.8	5	36.5
00:00:00	2	35.0	1	42.5
01:00:00	2	25.0	0	0.0
02:00:00	1	37.5	1	37.5
03:00:00	0	N/A	N/A	N/A
04:00:00	0	N/A	N/A	N/A
05:00:00	1	42.5	1	42.5
06:00:00	1	37.5	1	37.5
07:00:00	13	25.2	4	36.3
08:00:00	29	15.9	7	35.4
09:00:00	41	20.6	16	35.3
10:00:00	88	11.7	21	33.2
11:00:00	111	10.8	28	34.5
12:00:00	83	12.2	21	33.7
13:00:00	84	11.0	24	34.0
14:00:00	66	15.1	15	33.8

Starting Hour	Count	Average Speed of all Traffic	Violator Counts	Average Speed of Violators
15:00:00	89	10.8	13	34.0
16:00:00	112	9.8	22	34.3
17:00:00	61	15.2	21	34.9
18:00:00	37	20.7	16	34.4
19:00:00	26	18.9	11	34.3
20:00:00	41	17.1	13	33.7
21:00:00	17	15.1	3	32.5
22:00:00	7	31.1	4	37.5
23:00:00	8	25.9	2	35.0
00:00:00	5	33.5	4	35.0
01:00:00	2	13.8	0	0.0
02:00:00	4	25.0	1	32.5
03:00:00	0	N/A	N/A	N/A
04:00:00	0	N/A	N/A	N/A
05:00:00	0	N/A	N/A	N/A
06:00:00	0	N/A	N/A	N/A
07:00:00	1	22.5	0	0.0
08:00:00	14	24.3	6	32.5
09:00:00	18	22.9	5	32.5
10:00:00	59	13.9	16	33.8
11:00:00	65	12.6	18	33.6
12:00:00	78	10.7	18	32.8
13:00:00	35	18.1	11	35.2
14:00:00	20	23.9	5	34.5
15:00:00	26	19.0	7	33.2
16:00:00	17	24.4	7	36.1
17:00:00	29	19.7	10	33.0
18:00:00	20	22.0	5	33.5
19:00:00	3	20.8	0	0.0
20:00:00	0	N/A	N/A	N/A
21:00:00	0	N/A	N/A	N/A
22:00:00	0	N/A	N/A	N/A
23:00:00	0	N/A	N/A	N/A
00:00:00	0	N/A	N/A	N/A
01:00:00	0	N/A	N/A	N/A
02:00:00	0	N/A	N/A	N/A
03:00:00	0	N/A	N/A	N/A
04:00:00	0	N/A	N/A	N/A
05:00:00	0	N/A	N/A	N/A
06:00:00	0	N/A	N/A	N/A
07:00:00	0	N/A	N/A	N/A
08:00:00	0	N/A	N/A	N/A
09:00:00	0	N/A	N/A	N/A
10:00:00	0	N/A	N/A	N/A
11:00:00	0	N/A	N/A	N/A
12:00:00	0	N/A	N/A	N/A
13:00:00	0	N/A	N/A	N/A
14:00:00	0	N/A	N/A	N/A
15:00:00	0	N/A	N/A	N/A
16:00:00	0	N/A	N/A	N/A
17:00:00	0	N/A	N/A	N/A

Starting Hour	Count	Average Speed of all Traffic	Violator Counts	Average Speed of Violators
18:00:00	0	N/A	N/A	N/A
19:00:00	0	N/A	N/A	N/A
20:00:00	0	N/A	N/A	N/A
21:00:00	0	N/A	N/A	N/A
22:00:00	0	N/A	N/A	N/A
23:00:00	0	N/A	N/A	N/A
00:00:00	0	N/A	N/A	N/A
01:00:00	0	N/A	N/A	N/A
02:00:00	0	N/A	N/A	N/A
03:00:00	0	N/A	N/A	N/A
04:00:00	0	N/A	N/A	N/A
05:00:00	0	N/A	N/A	N/A
06:00:00	0	N/A	N/A	N/A
07:00:00	0	N/A	N/A	N/A
08:00:00	0	N/A	N/A	N/A
09:00:00	0	N/A	N/A	N/A
10:00:00	0	N/A	N/A	N/A
11:00:00	0	N/A	N/A	N/A
12:00:00	0	N/A	N/A	N/A
13:00:00	0	N/A	N/A	N/A
14:00:00	0	N/A	N/A	N/A
15:00:00	0	N/A	N/A	N/A
16:00:00	0	N/A	N/A	N/A
17:00:00	0	N/A	N/A	N/A
18:00:00	0	N/A	N/A	N/A
19:00:00	0	N/A	N/A	N/A
20:00:00	0	N/A	N/A	N/A
21:00:00	0	N/A	N/A	N/A
22:00:00	0	N/A	N/A	N/A
23:00:00	0	N/A	N/A	N/A
00:00:00	0	N/A	N/A	N/A
01:00:00	0	N/A	N/A	N/A
02:00:00	0	N/A	N/A	N/A
03:00:00	0	N/A	N/A	N/A
04:00:00	0	N/A	N/A	N/A
05:00:00	0	N/A	N/A	N/A
06:00:00	0	N/A	N/A	N/A
07:00:00	0	N/A	N/A	N/A
08:00:00	0	N/A	N/A	N/A
09:00:00	0	N/A	N/A	N/A
10:00:00	0	N/A	N/A	N/A
11:00:00	0	N/A	N/A	N/A
12:00:00	0	N/A	N/A	N/A
13:00:00	0	N/A	N/A	N/A
14:00:00	0	N/A	N/A	N/A
15:00:00	0	N/A	N/A	N/A
16:00:00	0	N/A	N/A	N/A
17:00:00	0	N/A	N/A	N/A
18:00:00	0	N/A	N/A	N/A
19:00:00	0	N/A	N/A	N/A
20:00:00	0	N/A	N/A	N/A

Starting Hour	Count	Average Speed of all Traffic	Violator Counts	Average Speed of Violators
21:00:00	0	N/A	N/A	N/A
22:00:00	0	N/A	N/A	N/A
23:00:00	0	N/A	N/A	N/A
00:00:00	0	N/A	N/A	N/A
01:00:00	0	N/A	N/A	N/A
02:00:00	0	N/A	N/A	N/A
03:00:00	0	N/A	N/A	N/A
04:00:00	0	N/A	N/A	N/A
05:00:00	0	N/A	N/A	N/A
06:00:00	0	N/A	N/A	N/A
07:00:00	0	N/A	N/A	N/A
08:00:00	0	N/A	N/A	N/A
09:00:00	0	N/A	N/A	N/A
10:00:00	0	N/A	N/A	N/A
11:00:00	0	N/A	N/A	N/A
12:00:00	0	N/A	N/A	N/A
13:00:00	0	N/A	N/A	N/A
14:00:00	0	N/A	N/A	N/A
15:00:00	0	N/A	N/A	N/A
16:00:00	0	N/A	N/A	N/A
17:00:00	0	N/A	N/A	N/A
18:00:00	0	N/A	N/A	N/A
19:00:00	0	N/A	N/A	N/A
20:00:00	0	N/A	N/A	N/A
21:00:00	0	N/A	N/A	N/A
22:00:00	0	N/A	N/A	N/A
23:00:00	0	N/A	N/A	N/A
00:00:00	0	N/A	N/A	N/A
01:00:00	0	N/A	N/A	N/A
02:00:00	0	N/A	N/A	N/A
03:00:00	0	N/A	N/A	N/A
04:00:00	0	N/A	N/A	N/A
05:00:00	0	N/A	N/A	N/A
06:00:00	0	N/A	N/A	N/A
07:00:00	0	N/A	N/A	N/A
08:00:00	0	N/A	N/A	N/A
09:00:00	0	N/A	N/A	N/A
10:00:00	0	N/A	N/A	N/A
11:00:00	0	N/A	N/A	N/A
12:00:00	0	N/A	N/A	N/A
13:00:00	0	N/A	N/A	N/A
14:00:00	0	N/A	N/A	N/A
15:00:00	0	N/A	N/A	N/A
16:00:00	0	N/A	N/A	N/A
17:00:00	0	N/A	N/A	N/A
18:00:00	0	N/A	N/A	N/A
19:00:00	0	N/A	N/A	N/A
20:00:00	0	N/A	N/A	N/A
21:00:00	0	N/A	N/A	N/A
22:00:00	0	N/A	N/A	N/A
23:00:00	0	N/A	N/A	N/A

Starting Hour	Count	Average Speed of all Traffic	Violator Counts	Average Speed of Violators
00:00:00	0	N/A	N/A	N/A
01:00:00	0	N/A	N/A	N/A
02:00:00	0	N/A	N/A	N/A
03:00:00	0	N/A	N/A	N/A
04:00:00	0	N/A	N/A	N/A
05:00:00	0	N/A	N/A	N/A
06:00:00	0	N/A	N/A	N/A
07:00:00	0	N/A	N/A	N/A
08:00:00	0	N/A	N/A	N/A
09:00:00	0	N/A	N/A	N/A
10:00:00	0	N/A	N/A	N/A
11:00:00	0	N/A	N/A	N/A
12:00:00	0	N/A	N/A	N/A
13:00:00	0	N/A	N/A	N/A
14:00:00	0	N/A	N/A	N/A
15:00:00	0	N/A	N/A	N/A
16:00:00	0	N/A	N/A	N/A
17:00:00	0	N/A	N/A	N/A
18:00:00	0	N/A	N/A	N/A
19:00:00	0	N/A	N/A	N/A
20:00:00	0	N/A	N/A	N/A
21:00:00	0	N/A	N/A	N/A
22:00:00	0	N/A	N/A	N/A
23:00:00	0	N/A	N/A	N/A
00:00:00	0	N/A	N/A	N/A
01:00:00	0	N/A	N/A	N/A
02:00:00	0	N/A	N/A	N/A
03:00:00	0	N/A	N/A	N/A
04:00:00	0	N/A	N/A	N/A
05:00:00	0	N/A	N/A	N/A
06:00:00	0	N/A	N/A	N/A
07:00:00	0	N/A	N/A	N/A
08:00:00	0	N/A	N/A	N/A
09:00:00	0	N/A	N/A	N/A
10:00:00	0	N/A	N/A	N/A
11:00:00	0	N/A	N/A	N/A
12:00:00	0	N/A	N/A	N/A
13:00:00	0	N/A	N/A	N/A
14:00:00	0	N/A	N/A	N/A
15:00:00	0	N/A	N/A	N/A
16:00:00	0	N/A	N/A	N/A
17:00:00	0	N/A	N/A	N/A
18:00:00	0	N/A	N/A	N/A
19:00:00	0	N/A	N/A	N/A
20:00:00	0	N/A	N/A	N/A
21:00:00	0	N/A	N/A	N/A
22:00:00	0	N/A	N/A	N/A
23:00:00	0	N/A	N/A	N/A
00:00:00	0	N/A	N/A	N/A
01:00:00	0	N/A	N/A	N/A
02:00:00	0	N/A	N/A	N/A

Starting Hour	Count	Average Speed of all Traffic	Violator Counts	Average Speed of Violators
03:00:00	0	N/A	N/A	N/A
04:00:00	0	N/A	N/A	N/A
05:00:00	0	N/A	N/A	N/A
06:00:00	0	N/A	N/A	N/A
07:00:00	0	N/A	N/A	N/A
08:00:00	0	N/A	N/A	N/A
09:00:00	0	N/A	N/A	N/A
10:00:00	0	N/A	N/A	N/A
11:00:00	0	N/A	N/A	N/A
12:00:00	0	N/A	N/A	N/A
13:00:00	0	N/A	N/A	N/A
14:00:00	0	N/A	N/A	N/A
15:00:00	0	N/A	N/A	N/A
16:00:00	0	N/A	N/A	N/A
17:00:00	0	N/A	N/A	N/A
18:00:00	0	N/A	N/A	N/A
19:00:00	0	N/A	N/A	N/A
20:00:00	0	N/A	N/A	N/A
21:00:00	0	N/A	N/A	N/A
22:00:00	0	N/A	N/A	N/A
23:00:00	0	N/A	N/A	N/A
00:00:00	0	N/A	N/A	N/A
01:00:00	0	N/A	N/A	N/A
02:00:00	0	N/A	N/A	N/A
03:00:00	0	N/A	N/A	N/A
04:00:00	0	N/A	N/A	N/A
05:00:00	0	N/A	N/A	N/A
06:00:00	0	N/A	N/A	N/A
07:00:00	0	N/A	N/A	N/A
08:00:00	0	N/A	N/A	N/A
09:00:00	0	N/A	N/A	N/A
10:00:00	0	N/A	N/A	N/A
11:00:00	0	N/A	N/A	N/A
12:00:00	0	N/A	N/A	N/A
13:00:00	0	N/A	N/A	N/A
14:00:00	0	N/A	N/A	N/A
15:00:00	0	N/A	N/A	N/A
16:00:00	0	N/A	N/A	N/A
17:00:00	0	N/A	N/A	N/A
18:00:00	0	N/A	N/A	N/A
19:00:00	0	N/A	N/A	N/A
20:00:00	0	N/A	N/A	N/A
21:00:00	0	N/A	N/A	N/A
22:00:00	0	N/A	N/A	N/A
23:00:00	0	N/A	N/A	N/A
00:00:00	0	N/A	N/A	N/A
01:00:00	0	N/A	N/A	N/A
02:00:00	0	N/A	N/A	N/A
03:00:00	0	N/A	N/A	N/A
04:00:00	0	N/A	N/A	N/A
05:00:00	0	N/A	N/A	N/A

Starting Hour	Count	Average Speed of all Traffic	Violator Counts	Average Speed of Violators
06:00:00	0	N/A	N/A	N/A
07:00:00	0	N/A	N/A	N/A
08:00:00	0	N/A	N/A	N/A
09:00:00	0	N/A	N/A	N/A
10:00:00	0	N/A	N/A	N/A
11:00:00	0	N/A	N/A	N/A
12:00:00	0	N/A	N/A	N/A
13:00:00	0	N/A	N/A	N/A
14:00:00	0	N/A	N/A	N/A
15:00:00	0	N/A	N/A	N/A
16:00:00	0	N/A	N/A	N/A
17:00:00	0	N/A	N/A	N/A
18:00:00	0	N/A	N/A	N/A
19:00:00	0	N/A	N/A	N/A
20:00:00	0	N/A	N/A	N/A
21:00:00	0	N/A	N/A	N/A
22:00:00	0	N/A	N/A	N/A
23:00:00	0	N/A	N/A	N/A
00:00:00	0	N/A	N/A	N/A
01:00:00	0	N/A	N/A	N/A
02:00:00	0	N/A	N/A	N/A
03:00:00	0	N/A	N/A	N/A
04:00:00	0	N/A	N/A	N/A
05:00:00	0	N/A	N/A	N/A
06:00:00	0	N/A	N/A	N/A
07:00:00	0	N/A	N/A	N/A
08:00:00	0	N/A	N/A	N/A
09:00:00	0	N/A	N/A	N/A
10:00:00	0	N/A	N/A	N/A
11:00:00	0	N/A	N/A	N/A
12:00:00	0	N/A	N/A	N/A
13:00:00	0	N/A	N/A	N/A
14:00:00	0	N/A	N/A	N/A
15:00:00	0	N/A	N/A	N/A
16:00:00	0	N/A	N/A	N/A
17:00:00	0	N/A	N/A	N/A
18:00:00	0	N/A	N/A	N/A
19:00:00	0	N/A	N/A	N/A
20:00:00	0	N/A	N/A	N/A
21:00:00	0	N/A	N/A	N/A
22:00:00	0	N/A	N/A	N/A
23:00:00	0	N/A	N/A	N/A
00:00:00	0	N/A	N/A	N/A
01:00:00	0	N/A	N/A	N/A
02:00:00	0	N/A	N/A	N/A
03:00:00	0	N/A	N/A	N/A
04:00:00	0	N/A	N/A	N/A
05:00:00	0	N/A	N/A	N/A
06:00:00	0	N/A	N/A	N/A
07:00:00	0	N/A	N/A	N/A
08:00:00	0	N/A	N/A	N/A

Starting Hour	Count	Average Speed of all Traffic	Violator Counts	Average Speed of Violators
09:00:00	0	N/A	N/A	N/A
10:00:00	0	N/A	N/A	N/A
11:00:00	0	N/A	N/A	N/A
12:00:00	0	N/A	N/A	N/A
13:00:00	0	N/A	N/A	N/A
14:00:00	0	N/A	N/A	N/A
15:00:00	0	N/A	N/A	N/A
16:00:00	0	N/A	N/A	N/A
17:00:00	0	N/A	N/A	N/A
18:00:00	0	N/A	N/A	N/A
19:00:00	0	N/A	N/A	N/A
20:00:00	0	N/A	N/A	N/A
21:00:00	0	N/A	N/A	N/A
22:00:00	0	N/A	N/A	N/A
23:00:00	0	N/A	N/A	N/A
00:00:00	0	N/A	N/A	N/A
01:00:00	0	N/A	N/A	N/A
02:00:00	0	N/A	N/A	N/A
03:00:00	0	N/A	N/A	N/A
04:00:00	0	N/A	N/A	N/A
05:00:00	0	N/A	N/A	N/A
06:00:00	0	N/A	N/A	N/A
07:00:00	0	N/A	N/A	N/A
08:00:00	0	N/A	N/A	N/A
09:00:00	0	N/A	N/A	N/A
10:00:00	0	N/A	N/A	N/A
11:00:00	0	N/A	N/A	N/A
12:00:00	0	N/A	N/A	N/A
13:00:00	0	N/A	N/A	N/A
14:00:00	0	N/A	N/A	N/A
15:00:00	0	N/A	N/A	N/A
16:00:00	0	N/A	N/A	N/A
17:00:00	0	N/A	N/A	N/A
18:00:00	0	N/A	N/A	N/A
19:00:00	0	N/A	N/A	N/A
20:00:00	0	N/A	N/A	N/A
21:00:00	0	N/A	N/A	N/A
22:00:00	0	N/A	N/A	N/A
23:00:00	0	N/A	N/A	N/A
00:00:00	0	N/A	N/A	N/A
01:00:00	0	N/A	N/A	N/A
02:00:00	0	N/A	N/A	N/A
03:00:00	0	N/A	N/A	N/A
04:00:00	0	N/A	N/A	N/A
05:00:00	0	N/A	N/A	N/A
06:00:00	0	N/A	N/A	N/A
07:00:00	0	N/A	N/A	N/A
08:00:00	0	N/A	N/A	N/A
09:00:00	0	N/A	N/A	N/A
10:00:00	0	N/A	N/A	N/A
11:00:00	0	N/A	N/A	N/A

Starting Hour	Count	Average Speed of all Traffic	Violator Counts	Average Speed of Violators
12:00:00	0	N/A	N/A	N/A
13:00:00	0	N/A	N/A	N/A
14:00:00	0	N/A	N/A	N/A
15:00:00	0	N/A	N/A	N/A
16:00:00	0	N/A	N/A	N/A
17:00:00	0	N/A	N/A	N/A
18:00:00	0	N/A	N/A	N/A
19:00:00	0	N/A	N/A	N/A
20:00:00	0	N/A	N/A	N/A
21:00:00	0	N/A	N/A	N/A
22:00:00	0	N/A	N/A	N/A
23:00:00	0	N/A	N/A	N/A

Incoming Direction Histogram

Rectory Lane

from Thu-Dec-14-2017-01-00-PM to Tue-Jan-09-2018-10-59-AM

Date	Starting Hr:min	<15	15 to <20	20 to <25	25 to <30	30 to <35	35 to <40	40 to <45	45 to <50	50 to <55	55 to <60	60 to <65	65 to <70	70 to <75	75 to <80	80 to <85	85 to <90	90 to <95	95 to <100	100 to >105	Total Counts	85pct Speed	10mph Pace	% in pace	# of Speeders	% Speeders
14/12/2017	00:00	*	*	*	*	*	*	*	*	*	*	*	*	*	*	*	*	*	*	*	*	*	*	*	*	*
14/12/2017	01:00	*	*	*	*	*	*	*	*	*	*	*	*	*	*	*	*	*	*	*	*	*	*	*	*	*
14/12/2017	02:00	*	*	*	*	*	*	*	*	*	*	*	*	*	*	*	*	*	*	*	*	*	*	*	*	*
14/12/2017	03:00	*	*	*	*	*	*	*	*	*	*	*	*	*	*	*	*	*	*	*	*	*	*	*	*	*
14/12/2017	04:00	*	*	*	*	*	*	*	*	*	*	*	*	*	*	*	*	*	*	*	*	*	*	*	*	*
14/12/2017	05:00	*	*	*	*	*	*	*	*	*	*	*	*	*	*	*	*	*	*	*	*	*	*	*	*	*
14/12/2017	06:00	*	*	*	*	*	*	*	*	*	*	*	*	*	*	*	*	*	*	*	*	*	*	*	*	*
14/12/2017	07:00	*	*	*	*	*	*	*	*	*	*	*	*	*	*	*	*	*	*	*	*	*	*	*	*	*
14/12/2017	08:00	*	*	*	*	*	*	*	*	*	*	*	*	*	*	*	*	*	*	*	*	*	*	*	*	*
14/12/2017	09:00	*	*	*	*	*	*	*	*	*	*	*	*	*	*	*	*	*	*	*	*	*	*	*	*	*
14/12/2017	10:00	*	*	*	*	*	*	*	*	*	*	*	*	*	*	*	*	*	*	*	*	*	*	*	*	*
14/12/2017	11:00	*	*	*	*	*	*	*	*	*	*	*	*	*	*	*	*	*	*	*	*	*	*	*	*	*
14/12/2017	12:00	0	1	1	0	0	0	0	0	0	0	0	0	0	0	0	0	0	0	0	2	25	15 to 25	100.0	*	*
14/12/2017	13:00	4	11	28	33	4	3	0	0	0	0	0	0	0	0	0	0	0	0	0	83	29.2	20 to 30	86.7	7	8.4
14/12/2017	14:00	6	16	29	44	17	2	0	0	0	0	0	0	0	0	0	0	0	0	0	114	30.6	25 to 35	78.9	19	16.7
14/12/2017	15:00	1	5	31	54	15	4	1	0	0	0	0	0	0	0	0	0	0	0	0	111	31	25 to 35	90.1	20	18.0
14/12/2017	16:00	2	2	29	36	23	4	1	0	0	0	0	0	0	0	0	0	0	0	0	97	32.8	25 to 35	90.7	28	28.9
14/12/2017	17:00	1	8	19	36	16	4	2	1	0	0	0	0	0	0	0	0	0	0	0	87	33.1	25 to 35	81.6	23	26.4
14/12/2017	18:00	2	6	14	23	16	8	2	2	0	0	0	0	0	0	0	0	0	0	0	73	35.6	25 to 35	72.6	28	38.4
14/12/2017	19:00	1	4	14	23	10	4	0	1	1	0	0	0	0	0	0	0	0	0	0	58	33.5	25 to 35	81.0	16	27.6
14/12/2017	20:00	2	1	7	14	8	1	0	0	0	0	0	0	0	0	0	0	0	0	0	33	32.5	25 to 35	87.9	9	27.3
14/12/2017	21:00	2	1	6	5	4	0	0	0	0	0	0	0	0	0	0	0	0	0	0	18	31.2	25 to 35	83.3	4	22.2
14/12/2017	22:00	0	0	5	5	5	0	0	0	0	0	0	0	0	0	0	0	0	0	0	15	33	25 to 35	100.0	5	33.3
14/12/2017	23:00	0	0	1	1	1	1	0	0	0	0	0	0	0	0	0	0	0	0	0	4	35	25 to 35	75.0	2	50.0
24 Hr Summary		21	55	184	274	119	31	6	4	1	0	0	0	0	0	0	0	0	0	0	695	32.4	25 to 35	83.0	161	23.2

Incoming Direction Histogram

Rectory Lane

from Thu-Dec-14-2017-01-00-PM to Tue-Jan-09-2018-10-59-AM

Date	Starting Hr:min	<15	15 to <20	20 to <25	25 to <30	30 to <35	35 to <40	40 to <45	45 to <50	50 to <55	55 to <60	60 to <65	65 to <70	70 to <75	75 to <80	80 to <85	85 to <90	90 to <95	95 to <100	100 to >105	Total Counts	85pct Speed	10mph Pace	% in pace	# of Speeders	% Speeders
15/12/2017	00:00	0	0	3	3	5	0	0	0	0	0	0	0	0	0	0	0	0	0	0	11	33	25 to 35	100.0	5	45.5
15/12/2017	01:00	0	0	0	0	0	0	0	0	0	0	0	0	0	0	0	0	0	0	0	0	0	*	*	*	*
15/12/2017	02:00	0	0	0	0	2	0	0	0	0	0	0	0	0	0	0	0	0	0	0	2	35	25 to 35	100.0	2	100.0
15/12/2017	03:00	0	0	0	0	0	0	0	0	0	0	0	0	0	0	0	0	0	0	0	0	0	*	*	*	*
15/12/2017	04:00	0	0	0	0	0	0	0	0	0	0	0	0	0	0	0	0	0	0	0	0	0	*	*	*	*
15/12/2017	05:00	1	0	0	0	0	0	0	0	0	0	0	0	0	0	0	0	0	0	0	1	10	5 to 15	100.0	*	*
15/12/2017	06:00	0	0	1	4	3	2	0	0	0	0	0	0	0	0	0	0	0	0	0	10	35	30 to 40	90.0	5	50.0
15/12/2017	07:00	2	5	19	46	19	5	2	0	0	0	0	0	0	0	0	0	0	0	0	98	32.9	25 to 35	85.7	26	26.5
15/12/2017	08:00	0	2	41	61	25	4	0	0	0	0	0	0	0	0	0	0	0	0	0	133	31.8	25 to 35	95.5	29	21.8
15/12/2017	09:00	1	8	20	36	7	4	0	0	0	0	0	0	0	0	0	0	0	0	0	76	30	20 to 30	84.2	11	14.5
15/12/2017	10:00	0	9	27	27	10	4	0	0	0	0	0	0	0	0	0	0	0	0	0	77	31	25 to 35	83.1	14	18.2
15/12/2017	11:00	2	11	40	35	14	1	0	0	0	0	0	0	0	0	0	0	0	0	0	103	30	25 to 35	86.4	15	14.6
15/12/2017	12:00	2	14	21	30	13	3	0	0	0	0	0	0	0	0	0	0	0	0	0	83	31.5	20 to 30	78.3	16	19.3
15/12/2017	13:00	2	6	21	26	10	0	0	0	0	0	0	0	0	0	0	0	0	0	0	65	30	25 to 35	87.7	10	15.4
15/12/2017	14:00	3	11	31	32	12	2	1	0	0	0	0	0	0	0	0	0	0	0	0	92	30.4	25 to 35	81.5	15	16.3
15/12/2017	15:00	1	4	27	47	16	3	0	0	0	0	0	0	0	0	0	0	0	0	0	98	31.2	25 to 35	91.8	19	19.4
15/12/2017	16:00	0	1	16	46	18	8	1	0	0	0	0	0	0	0	0	0	0	0	0	90	33.6	25 to 35	88.9	27	30.0
15/12/2017	17:00	1	9	32	46	23	4	2	0	0	0	0	0	0	0	0	0	0	0	0	117	32.4	25 to 35	86.3	29	24.8
15/12/2017	18:00	1	4	19	23	15	2	0	0	0	0	0	0	0	0	0	0	0	0	0	64	32.3	25 to 35	89.1	17	26.6
15/12/2017	19:00	2	1	9	27	14	2	3	2	0	0	0	0	0	0	0	0	0	0	0	60	34.3	25 to 35	83.3	21	35.0
15/12/2017	20:00	2	1	9	18	7	2	0	0	0	0	0	0	0	0	0	0	0	0	0	39	32.1	25 to 35	87.2	9	23.1
15/12/2017	21:00	0	1	4	9	5	1	1	1	0	0	0	0	0	0	0	0	0	0	0	22	35	25 to 35	81.8	8	36.4
15/12/2017	22:00	0	1	7	9	5	2	0	0	0	0	0	0	0	0	0	0	0	0	0	24	33	25 to 35	87.5	7	29.2
15/12/2017	23:00	0	1	4	9	5	0	0	0	0	0	0	0	0	0	0	0	0	0	0	19	32	25 to 35	94.7	5	26.3
24 Hr Summary		20	89	351	534	228	49	10	3	0	0	0	0	0	0	0	0	0	0	0	1284	32.1	25 to 35	86.7	290	22.6

Incoming Direction Histogram

Rectory Lane

from Thu-Dec-14-2017-01-00-PM to Tue-Jan-09-2018-10-59-AM

Date	Starting Hr:min	<15	15 to <20	20 to <25	25 to <30	30 to <35	35 to <40	40 to <45	45 to <50	50 to <55	55 to <60	60 to <65	65 to <70	70 to <75	75 to <80	80 to <85	85 to <90	90 to <95	95 to <100	100 to >105	Total Counts	85pct Speed	10mph Pace	% in pace	# of Speeders	% Speeders	
16/12/2017	00:00	0	1	0	7	2	1	1	0	0	0	0	0	0	0	0	0	0	0	0	12	35	30 to 40	83.3	4	33.3	
16/12/2017	01:00	0	0	0	1	1	0	0	0	0	0	0	0	0	0	0	0	0	0	0	2	35	25 to 35	100.0	1	50.0	
16/12/2017	02:00	0	0	0	0	0	0	1	0	0	0	0	0	0	0	0	0	0	0	0	1	45	35 to 45	100.0	1	100.0	
16/12/2017	03:00	0	0	0	0	0	0	0	0	0	0	0	0	0	0	0	0	0	0	0	0	0	0	*	*	*	*
16/12/2017	04:00	0	0	2	0	0	0	0	0	0	0	0	0	0	0	0	0	0	0	0	2	25	15 to 25	100.0	*	*	
16/12/2017	05:00	0	0	0	0	0	0	0	0	0	0	0	0	0	0	0	0	0	0	0	0	0	0	*	*	*	*
16/12/2017	06:00	0	0	0	4	0	0	0	0	0	0	0	0	0	0	0	0	0	0	0	4	28.8	20 to 30	100.0	*	*	
16/12/2017	07:00	0	1	4	4	1	0	0	0	0	0	0	0	0	0	0	0	0	0	0	10	28.8	20 to 30	90.0	1	10.0	
16/12/2017	08:00	1	2	16	19	6	3	0	0	0	0	0	0	0	0	0	0	0	0	0	47	31.7	25 to 35	87.2	9	19.1	
16/12/2017	09:00	2	7	15	22	10	1	1	0	0	0	0	0	0	0	0	0	0	0	0	58	31.5	25 to 35	81.0	12	20.7	
16/12/2017	10:00	*	*	*	*	*	*	*	*	*	*	*	*	*	*	*	*	*	*	*	*	*	*	*	*	*	*
16/12/2017	11:00	*	*	*	*	*	*	*	*	*	*	*	*	*	*	*	*	*	*	*	*	*	*	*	*	*	*
16/12/2017	12:00	*	*	*	*	*	*	*	*	*	*	*	*	*	*	*	*	*	*	*	*	*	*	*	*	*	*
16/12/2017	13:00	*	*	*	*	*	*	*	*	*	*	*	*	*	*	*	*	*	*	*	*	*	*	*	*	*	*
16/12/2017	14:00	*	*	*	*	*	*	*	*	*	*	*	*	*	*	*	*	*	*	*	*	*	*	*	*	*	*
16/12/2017	15:00	*	*	*	*	*	*	*	*	*	*	*	*	*	*	*	*	*	*	*	*	*	*	*	*	*	*
16/12/2017	16:00	*	*	*	*	*	*	*	*	*	*	*	*	*	*	*	*	*	*	*	*	*	*	*	*	*	*
16/12/2017	17:00	*	*	*	*	*	*	*	*	*	*	*	*	*	*	*	*	*	*	*	*	*	*	*	*	*	*
16/12/2017	18:00	*	*	*	*	*	*	*	*	*	*	*	*	*	*	*	*	*	*	*	*	*	*	*	*	*	*
16/12/2017	19:00	*	*	*	*	*	*	*	*	*	*	*	*	*	*	*	*	*	*	*	*	*	*	*	*	*	*
16/12/2017	20:00	*	*	*	*	*	*	*	*	*	*	*	*	*	*	*	*	*	*	*	*	*	*	*	*	*	*
16/12/2017	21:00	*	*	*	*	*	*	*	*	*	*	*	*	*	*	*	*	*	*	*	*	*	*	*	*	*	*
16/12/2017	22:00	*	*	*	*	*	*	*	*	*	*	*	*	*	*	*	*	*	*	*	*	*	*	*	*	*	*
16/12/2017	23:00	*	*	*	*	*	*	*	*	*	*	*	*	*	*	*	*	*	*	*	*	*	*	*	*	*	*
24 Hr Summary		3	11	37	57	20	5	3	0	0	0	0	0	0	0	0	0	0	0	0	136	32	25 to 35	83.8	28	20.6	

Incoming Direction Histogram

Rectory Lane

from Thu-Dec-14-2017-01-00-PM to Tue-Jan-09-2018-10-59-AM

Date	Starting Hr:min	<15	15 to <20	20 to <25	25 to <30	30 to <35	35 to <40	40 to <45	45 to <50	50 to <55	55 to <60	60 to <65	65 to <70	70 to <75	75 to <80	80 to <85	85 to <90	90 to <95	95 to <100	100 to >105	Total Counts	85pct Speed	10mph Pace	% in pace	# of Speeders	% Speeders
17/12/2017	00:00	*	*	*	*	*	*	*	*	*	*	*	*	*	*	*	*	*	*	*	*	*	*	*	*	*
17/12/2017	01:00	*	*	*	*	*	*	*	*	*	*	*	*	*	*	*	*	*	*	*	*	*	*	*	*	*
17/12/2017	02:00	*	*	*	*	*	*	*	*	*	*	*	*	*	*	*	*	*	*	*	*	*	*	*	*	*
17/12/2017	03:00	*	*	*	*	*	*	*	*	*	*	*	*	*	*	*	*	*	*	*	*	*	*	*	*	*
17/12/2017	04:00	*	*	*	*	*	*	*	*	*	*	*	*	*	*	*	*	*	*	*	*	*	*	*	*	*
17/12/2017	05:00	*	*	*	*	*	*	*	*	*	*	*	*	*	*	*	*	*	*	*	*	*	*	*	*	*
17/12/2017	06:00	*	*	*	*	*	*	*	*	*	*	*	*	*	*	*	*	*	*	*	*	*	*	*	*	*
17/12/2017	07:00	*	*	*	*	*	*	*	*	*	*	*	*	*	*	*	*	*	*	*	*	*	*	*	*	*
17/12/2017	08:00	*	*	*	*	*	*	*	*	*	*	*	*	*	*	*	*	*	*	*	*	*	*	*	*	*
17/12/2017	09:00	*	*	*	*	*	*	*	*	*	*	*	*	*	*	*	*	*	*	*	*	*	*	*	*	*
17/12/2017	10:00	*	*	*	*	*	*	*	*	*	*	*	*	*	*	*	*	*	*	*	*	*	*	*	*	*
17/12/2017	11:00	*	*	*	*	*	*	*	*	*	*	*	*	*	*	*	*	*	*	*	*	*	*	*	*	*
17/12/2017	12:00	*	*	*	*	*	*	*	*	*	*	*	*	*	*	*	*	*	*	*	*	*	*	*	*	*
17/12/2017	13:00	*	*	*	*	*	*	*	*	*	*	*	*	*	*	*	*	*	*	*	*	*	*	*	*	*
17/12/2017	14:00	*	*	*	*	*	*	*	*	*	*	*	*	*	*	*	*	*	*	*	*	*	*	*	*	*
17/12/2017	15:00	*	*	*	*	*	*	*	*	*	*	*	*	*	*	*	*	*	*	*	*	*	*	*	*	*
17/12/2017	16:00	*	*	*	*	*	*	*	*	*	*	*	*	*	*	*	*	*	*	*	*	*	*	*	*	*
17/12/2017	17:00	*	*	*	*	*	*	*	*	*	*	*	*	*	*	*	*	*	*	*	*	*	*	*	*	*
17/12/2017	18:00	*	*	*	*	*	*	*	*	*	*	*	*	*	*	*	*	*	*	*	*	*	*	*	*	*
17/12/2017	19:00	*	*	*	*	*	*	*	*	*	*	*	*	*	*	*	*	*	*	*	*	*	*	*	*	*
17/12/2017	20:00	*	*	*	*	*	*	*	*	*	*	*	*	*	*	*	*	*	*	*	*	*	*	*	*	*
17/12/2017	21:00	*	*	*	*	*	*	*	*	*	*	*	*	*	*	*	*	*	*	*	*	*	*	*	*	*
17/12/2017	22:00	*	*	*	*	*	*	*	*	*	*	*	*	*	*	*	*	*	*	*	*	*	*	*	*	*
17/12/2017	23:00	*	*	*	*	*	*	*	*	*	*	*	*	*	*	*	*	*	*	*	*	*	*	*	*	*
24 Hr Summary		0	0	0	0	0	0	0	0	0	0	0	0	0	0	0	0	0	0	0	0	0	0	*	*	*

Incoming Direction Histogram

Rectory Lane

from Thu-Dec-14-2017-01-00-PM to Tue-Jan-09-2018-10-59-AM

Date	Starting Hr:min	<15	15 to <20	20 to <25	25 to <30	30 to <35	35 to <40	40 to <45	45 to <50	50 to <55	55 to <60	60 to <65	65 to <70	70 to <75	75 to <80	80 to <85	85 to <90	90 to <95	95 to <100	100 to >105	Total Counts	85pct Speed	10mph Pace	% in pace	# of Speeders	% Speeders
18/12/2017	00:00	*	*	*	*	*	*	*	*	*	*	*	*	*	*	*	*	*	*	*	*	*	*	*	*	*
18/12/2017	01:00	*	*	*	*	*	*	*	*	*	*	*	*	*	*	*	*	*	*	*	*	*	*	*	*	*
18/12/2017	02:00	*	*	*	*	*	*	*	*	*	*	*	*	*	*	*	*	*	*	*	*	*	*	*	*	*
18/12/2017	03:00	*	*	*	*	*	*	*	*	*	*	*	*	*	*	*	*	*	*	*	*	*	*	*	*	*
18/12/2017	04:00	*	*	*	*	*	*	*	*	*	*	*	*	*	*	*	*	*	*	*	*	*	*	*	*	*
18/12/2017	05:00	*	*	*	*	*	*	*	*	*	*	*	*	*	*	*	*	*	*	*	*	*	*	*	*	*
18/12/2017	06:00	*	*	*	*	*	*	*	*	*	*	*	*	*	*	*	*	*	*	*	*	*	*	*	*	*
18/12/2017	07:00	*	*	*	*	*	*	*	*	*	*	*	*	*	*	*	*	*	*	*	*	*	*	*	*	*
18/12/2017	08:00	*	*	*	*	*	*	*	*	*	*	*	*	*	*	*	*	*	*	*	*	*	*	*	*	*
18/12/2017	09:00	*	*	*	*	*	*	*	*	*	*	*	*	*	*	*	*	*	*	*	*	*	*	*	*	*
18/12/2017	10:00	*	*	*	*	*	*	*	*	*	*	*	*	*	*	*	*	*	*	*	*	*	*	*	*	*
18/12/2017	11:00	*	*	*	*	*	*	*	*	*	*	*	*	*	*	*	*	*	*	*	*	*	*	*	*	*
18/12/2017	12:00	*	*	*	*	*	*	*	*	*	*	*	*	*	*	*	*	*	*	*	*	*	*	*	*	*
18/12/2017	13:00	*	*	*	*	*	*	*	*	*	*	*	*	*	*	*	*	*	*	*	*	*	*	*	*	*
18/12/2017	14:00	*	*	*	*	*	*	*	*	*	*	*	*	*	*	*	*	*	*	*	*	*	*	*	*	*
18/12/2017	15:00	*	*	*	*	*	*	*	*	*	*	*	*	*	*	*	*	*	*	*	*	*	*	*	*	*
18/12/2017	16:00	*	*	*	*	*	*	*	*	*	*	*	*	*	*	*	*	*	*	*	*	*	*	*	*	*
18/12/2017	17:00	*	*	*	*	*	*	*	*	*	*	*	*	*	*	*	*	*	*	*	*	*	*	*	*	*
18/12/2017	18:00	*	*	*	*	*	*	*	*	*	*	*	*	*	*	*	*	*	*	*	*	*	*	*	*	*
18/12/2017	19:00	*	*	*	*	*	*	*	*	*	*	*	*	*	*	*	*	*	*	*	*	*	*	*	*	*
18/12/2017	20:00	*	*	*	*	*	*	*	*	*	*	*	*	*	*	*	*	*	*	*	*	*	*	*	*	*
18/12/2017	21:00	*	*	*	*	*	*	*	*	*	*	*	*	*	*	*	*	*	*	*	*	*	*	*	*	*
18/12/2017	22:00	*	*	*	*	*	*	*	*	*	*	*	*	*	*	*	*	*	*	*	*	*	*	*	*	*
18/12/2017	23:00	*	*	*	*	*	*	*	*	*	*	*	*	*	*	*	*	*	*	*	*	*	*	*	*	*
24 Hr Summary		0	0	0	0	0	0	0	0	0	0	0	0	0	0	0	0	0	0	0	0	0	0	*	*	*

Incoming Direction Histogram

Rectory Lane

from Thu-Dec-14-2017-01-00-PM to Tue-Jan-09-2018-10-59-AM

Date	Starting Hr:min	<15	15 to <20	20 to <25	25 to <30	30 to <35	35 to <40	40 to <45	45 to <50	50 to <55	55 to <60	60 to <65	65 to <70	70 to <75	75 to <80	80 to <85	85 to <90	90 to <95	95 to <100	100 to >105	Total Counts	85pct Speed	10mph Pace	% in pace	# of Speeders	% Speeders
19/12/2017	00:00	*	*	*	*	*	*	*	*	*	*	*	*	*	*	*	*	*	*	*	*	*	*	*	*	*
19/12/2017	01:00	*	*	*	*	*	*	*	*	*	*	*	*	*	*	*	*	*	*	*	*	*	*	*	*	*
19/12/2017	02:00	*	*	*	*	*	*	*	*	*	*	*	*	*	*	*	*	*	*	*	*	*	*	*	*	*
19/12/2017	03:00	*	*	*	*	*	*	*	*	*	*	*	*	*	*	*	*	*	*	*	*	*	*	*	*	*
19/12/2017	04:00	*	*	*	*	*	*	*	*	*	*	*	*	*	*	*	*	*	*	*	*	*	*	*	*	*
19/12/2017	05:00	*	*	*	*	*	*	*	*	*	*	*	*	*	*	*	*	*	*	*	*	*	*	*	*	*
19/12/2017	06:00	*	*	*	*	*	*	*	*	*	*	*	*	*	*	*	*	*	*	*	*	*	*	*	*	*
19/12/2017	07:00	*	*	*	*	*	*	*	*	*	*	*	*	*	*	*	*	*	*	*	*	*	*	*	*	*
19/12/2017	08:00	*	*	*	*	*	*	*	*	*	*	*	*	*	*	*	*	*	*	*	*	*	*	*	*	*
19/12/2017	09:00	*	*	*	*	*	*	*	*	*	*	*	*	*	*	*	*	*	*	*	*	*	*	*	*	*
19/12/2017	10:00	*	*	*	*	*	*	*	*	*	*	*	*	*	*	*	*	*	*	*	*	*	*	*	*	*
19/12/2017	11:00	*	*	*	*	*	*	*	*	*	*	*	*	*	*	*	*	*	*	*	*	*	*	*	*	*
19/12/2017	12:00	*	*	*	*	*	*	*	*	*	*	*	*	*	*	*	*	*	*	*	*	*	*	*	*	*
19/12/2017	13:00	*	*	*	*	*	*	*	*	*	*	*	*	*	*	*	*	*	*	*	*	*	*	*	*	*
19/12/2017	14:00	*	*	*	*	*	*	*	*	*	*	*	*	*	*	*	*	*	*	*	*	*	*	*	*	*
19/12/2017	15:00	*	*	*	*	*	*	*	*	*	*	*	*	*	*	*	*	*	*	*	*	*	*	*	*	*
19/12/2017	16:00	*	*	*	*	*	*	*	*	*	*	*	*	*	*	*	*	*	*	*	*	*	*	*	*	*
19/12/2017	17:00	*	*	*	*	*	*	*	*	*	*	*	*	*	*	*	*	*	*	*	*	*	*	*	*	*
19/12/2017	18:00	*	*	*	*	*	*	*	*	*	*	*	*	*	*	*	*	*	*	*	*	*	*	*	*	*
19/12/2017	19:00	*	*	*	*	*	*	*	*	*	*	*	*	*	*	*	*	*	*	*	*	*	*	*	*	*
19/12/2017	20:00	*	*	*	*	*	*	*	*	*	*	*	*	*	*	*	*	*	*	*	*	*	*	*	*	*
19/12/2017	21:00	*	*	*	*	*	*	*	*	*	*	*	*	*	*	*	*	*	*	*	*	*	*	*	*	*
19/12/2017	22:00	*	*	*	*	*	*	*	*	*	*	*	*	*	*	*	*	*	*	*	*	*	*	*	*	*
19/12/2017	23:00	*	*	*	*	*	*	*	*	*	*	*	*	*	*	*	*	*	*	*	*	*	*	*	*	*
24 Hr Summary		0	0	0	0	0	0	0	0	0	0	0	0	0	0	0	0	0	0	0	0	0	0	*	*	*

Incoming Direction Histogram

Rectory Lane

from Thu-Dec-14-2017-01-00-PM to Tue-Jan-09-2018-10-59-AM

Date	Starting Hr:min	<15	15 to <20	20 to <25	25 to <30	30 to <35	35 to <40	40 to <45	45 to <50	50 to <55	55 to <60	60 to <65	65 to <70	70 to <75	75 to <80	80 to <85	85 to <90	90 to <95	95 to <100	100 to >105	Total Counts	85pct Speed	10mph Pace	% in pace	# of Speeders	% Speeders
20/12/2017	00:00	*	*	*	*	*	*	*	*	*	*	*	*	*	*	*	*	*	*	*	*	*	*	*	*	*
20/12/2017	01:00	*	*	*	*	*	*	*	*	*	*	*	*	*	*	*	*	*	*	*	*	*	*	*	*	*
20/12/2017	02:00	*	*	*	*	*	*	*	*	*	*	*	*	*	*	*	*	*	*	*	*	*	*	*	*	*
20/12/2017	03:00	*	*	*	*	*	*	*	*	*	*	*	*	*	*	*	*	*	*	*	*	*	*	*	*	*
20/12/2017	04:00	*	*	*	*	*	*	*	*	*	*	*	*	*	*	*	*	*	*	*	*	*	*	*	*	*
20/12/2017	05:00	*	*	*	*	*	*	*	*	*	*	*	*	*	*	*	*	*	*	*	*	*	*	*	*	*
20/12/2017	06:00	*	*	*	*	*	*	*	*	*	*	*	*	*	*	*	*	*	*	*	*	*	*	*	*	*
20/12/2017	07:00	*	*	*	*	*	*	*	*	*	*	*	*	*	*	*	*	*	*	*	*	*	*	*	*	*
20/12/2017	08:00	*	*	*	*	*	*	*	*	*	*	*	*	*	*	*	*	*	*	*	*	*	*	*	*	*
20/12/2017	09:00	*	*	*	*	*	*	*	*	*	*	*	*	*	*	*	*	*	*	*	*	*	*	*	*	*
20/12/2017	10:00	1	14	21	23	7	2	0	1	0	0	0	0	0	0	0	0	0	0	0	69	30	20 to 30	84.1	10	14.5
20/12/2017	11:00	9	9	22	29	9	1	1	0	0	0	0	0	0	0	0	0	0	0	0	80	29.8	20 to 30	75.0	11	13.8
20/12/2017	12:00	3	10	25	36	9	1	0	0	0	0	0	0	0	0	0	0	0	0	0	84	29.6	20 to 30	84.5	10	11.9
20/12/2017	13:00	4	2	18	27	17	4	0	0	0	0	0	0	0	0	0	0	0	0	0	72	32.9	25 to 35	86.1	21	29.2
20/12/2017	14:00	2	7	25	44	18	7	1	0	0	0	0	0	0	0	0	0	0	0	0	104	32.8	25 to 35	83.7	26	25.0
20/12/2017	15:00	3	7	17	27	13	4	0	0	0	0	0	0	0	0	0	0	0	0	0	71	32.3	25 to 35	80.3	17	23.9
20/12/2017	16:00	0	5	22	46	13	7	2	0	0	0	0	0	0	0	0	0	0	0	0	95	33.1	25 to 35	85.3	22	23.2
20/12/2017	17:00	1	2	18	32	14	6	1	0	0	0	0	0	0	0	0	0	0	0	0	74	33.6	25 to 35	86.5	21	28.4
20/12/2017	18:00	0	2	13	29	16	6	1	0	0	0	0	0	0	0	0	0	0	0	0	67	34.1	25 to 35	86.6	23	34.3
20/12/2017	19:00	2	5	6	13	6	6	1	0	0	0	0	0	0	0	0	0	0	0	0	39	35.8	25 to 35	64.1	13	33.3
20/12/2017	20:00	0	1	5	15	3	6	2	1	0	0	0	0	0	0	0	0	0	0	0	33	38.3	30 to 40	72.7	12	36.4
20/12/2017	21:00	0	1	2	10	0	0	0	0	0	0	0	0	0	0	0	0	0	0	0	13	29	20 to 30	100.0	*	*
20/12/2017	22:00	0	0	0	2	7	1	0	0	0	0	0	0	0	0	0	0	0	0	0	10	34.3	30 to 40	100.0	8	80.0
20/12/2017	23:00	0	0	0	4	2	0	0	0	0	0	0	0	0	0	0	0	0	0	0	6	32.5	25 to 35	100.0	2	33.3
24 Hr Summary		25	65	194	337	134	51	9	2	0	0	0	0	0	0	0	0	0	0	0	817	32.7	25 to 35	81.4	196	24.0

Incoming Direction Histogram

Rectory Lane

from Thu-Dec-14-2017-01-00-PM to Tue-Jan-09-2018-10-59-AM

Date	Starting Hr:min	<15	15 to <20	20 to <25	25 to <30	30 to <35	35 to <40	40 to <45	45 to <50	50 to <55	55 to <60	60 to <65	65 to <70	70 to <75	75 to <80	80 to <85	85 to <90	90 to <95	95 to <100	100 to >105	Total Counts	85pct Speed	10mph Pace	% in pace	# of Speeders	% Speeders	
21/12/2017	00:00	0	1	2	1	0	0	0	0	0	0	0	0	0	0	0	0	0	0	0	4	25	20 to 30	100.0	*	*	
21/12/2017	01:00	0	0	0	0	0	1	0	0	0	0	0	0	0	0	0	0	0	0	0	1	40	30 to 40	100.0	1	100.0	
21/12/2017	02:00	0	0	0	0	1	0	0	0	0	0	0	0	0	0	0	0	0	0	0	1	35	25 to 35	100.0	1	100.0	
21/12/2017	03:00	0	0	0	0	0	0	0	0	0	0	0	0	0	0	0	0	0	0	0	0	0	0	*	*	*	*
21/12/2017	04:00	0	0	0	0	0	0	0	0	0	0	0	0	0	0	0	0	0	0	0	0	0	0	*	*	*	*
21/12/2017	05:00	0	0	0	0	0	0	0	0	0	0	0	0	0	0	0	0	0	0	0	0	0	0	*	*	*	*
21/12/2017	06:00	0	0	4	1	0	0	0	0	0	0	0	0	0	0	0	0	0	0	0	5	25	20 to 30	100.0	*	*	
21/12/2017	07:00	0	5	7	15	7	3	0	0	0	0	0	0	0	0	0	0	0	0	0	37	32.9	25 to 35	78.4	10	27.0	
21/12/2017	08:00	5	3	26	41	23	5	0	0	0	0	0	0	0	0	0	0	0	0	0	103	32.8	25 to 35	87.4	28	27.2	
21/12/2017	09:00	0	5	29	27	14	1	1	1	0	0	0	0	0	0	0	0	0	0	0	78	31.8	25 to 35	89.7	17	21.8	
21/12/2017	10:00	1	11	24	48	11	3	0	0	0	0	0	0	0	0	0	0	0	0	0	98	29.9	20 to 30	84.7	14	14.3	
21/12/2017	11:00	7	10	29	26	6	0	0	0	0	0	0	0	0	0	0	0	0	0	0	78	28.8	20 to 30	83.3	6	7.7	
21/12/2017	12:00	2	7	27	52	16	3	0	0	0	0	0	0	0	0	0	0	0	0	0	107	30.9	25 to 35	88.8	19	17.8	
21/12/2017	13:00	0	4	29	36	20	6	2	0	0	0	0	0	0	0	0	0	0	0	0	97	33.2	25 to 35	87.6	28	28.9	
21/12/2017	14:00	3	10	26	35	15	3	1	0	0	0	0	0	0	0	0	0	0	0	0	93	31.7	25 to 35	81.7	19	20.4	
21/12/2017	15:00	3	4	23	41	21	4	0	0	0	0	0	0	0	0	0	0	0	0	0	96	32.6	25 to 35	88.5	25	26.0	
21/12/2017	16:00	0	4	16	33	27	3	1	1	0	0	0	0	0	0	0	0	0	0	0	85	33.5	25 to 35	89.4	32	37.6	
21/12/2017	17:00	2	4	7	25	16	3	2	0	0	0	0	0	0	0	0	0	0	0	0	59	33.8	25 to 35	81.4	21	35.6	
21/12/2017	18:00	1	6	13	27	13	3	2	1	0	0	0	0	0	0	0	0	0	0	0	66	33.5	25 to 35	80.3	19	28.8	
21/12/2017	19:00	0	2	7	15	8	4	2	0	0	0	0	0	0	0	0	0	0	0	0	38	35	25 to 35	78.9	14	36.8	
21/12/2017	20:00	2	0	4	12	12	3	2	0	0	0	0	0	0	0	0	0	0	0	0	35	35	25 to 35	80.0	17	48.6	
21/12/2017	21:00	0	0	3	9	10	2	0	0	1	0	0	0	0	0	0	0	0	0	0	25	34.5	25 to 35	88.0	13	52.0	
21/12/2017	22:00	0	0	3	11	5	3	1	0	0	0	0	0	0	0	0	0	0	0	0	23	36.7	25 to 35	82.6	9	39.1	
21/12/2017	23:00	0	0	5	1	1	1	1	0	0	0	0	0	0	0	0	0	0	0	0	9	40	25 to 35	77.8	3	33.3	
24 Hr Summary		26	76	284	456	226	51	15	3	1	0	0	0	0	0	0	0	0	0	0	1138	32.8	25 to 35	84.9	296	26.0	

Incoming Direction Histogram

Rectory Lane

from Thu-Dec-14-2017-01-00-PM to Tue-Jan-09-2018-10-59-AM

Date	Starting Hr:min	<15	15 to <20	20 to <25	25 to <30	30 to <35	35 to <40	40 to <45	45 to <50	50 to <55	55 to <60	60 to <65	65 to <70	70 to <75	75 to <80	80 to <85	85 to <90	90 to <95	95 to <100	100 to >105	Total Counts	85pct Speed	10mph Pace	% in pace	# of Speeders	% Speeders	
22/12/2017	00:00	0	1	1	1	0	0	0	0	0	0	0	0	0	0	0	0	0	0	0	3	30	20 to 30	100.0	*	*	
22/12/2017	01:00	0	0	0	1	1	0	0	0	0	0	0	0	0	0	0	0	0	0	0	2	35	25 to 35	100.0	1	50.0	
22/12/2017	02:00	0	0	0	0	0	1	0	0	0	0	0	0	0	0	0	0	0	0	0	1	40	30 to 40	100.0	1	100.0	
22/12/2017	03:00	0	0	0	1	0	0	0	1	0	0	0	0	0	0	0	0	0	0	0	2	50	20 to 30	50.0	1	50.0	
22/12/2017	04:00	0	0	0	0	0	0	0	0	0	0	0	0	0	0	0	0	0	0	0	0	0	0	*	*	*	*
22/12/2017	05:00	0	0	0	0	0	0	0	0	0	0	0	0	0	0	0	0	0	0	0	0	0	0	*	*	*	*
22/12/2017	06:00	0	1	3	0	1	0	0	0	0	0	0	0	0	0	0	0	0	0	0	5	25	15 to 25	80.0	1	20.0	
22/12/2017	07:00	0	0	6	11	7	3	0	0	0	0	0	0	0	0	0	0	0	0	0	27	34.3	25 to 35	88.9	10	37.0	
22/12/2017	08:00	1	3	19	26	18	3	1	0	0	0	0	0	0	0	0	0	0	0	0	71	33.1	25 to 35	88.7	22	31.0	
22/12/2017	09:00	1	4	20	54	7	1	0	0	0	0	0	0	0	0	0	0	0	0	0	87	29.5	25 to 35	93.1	8	9.2	
22/12/2017	10:00	5	15	51	48	14	1	0	0	0	0	0	0	0	0	0	0	0	0	0	134	29.5	20 to 30	85.1	15	11.2	
22/12/2017	11:00	1	14	31	40	16	1	0	0	0	0	0	0	0	0	0	0	0	0	0	103	30.6	25 to 35	84.5	17	16.5	
22/12/2017	12:00	2	3	37	40	14	5	0	0	0	0	0	0	0	0	0	0	0	0	0	101	31.4	25 to 35	90.1	19	18.8	
22/12/2017	13:00	2	8	33	41	21	4	1	0	0	0	0	0	0	0	0	0	0	0	0	110	32.4	25 to 35	86.4	26	23.6	
22/12/2017	14:00	2	7	32	47	17	3	0	0	0	0	0	0	0	0	0	0	0	0	0	108	31.2	25 to 35	88.9	20	18.5	
22/12/2017	15:00	4	3	25	52	18	1	2	0	0	0	0	0	0	0	0	0	0	0	0	105	31.4	25 to 35	90.5	21	20.0	
22/12/2017	16:00	2	5	19	35	12	5	3	0	0	0	0	0	0	0	0	0	0	0	0	81	33.3	25 to 35	81.5	20	24.7	
22/12/2017	17:00	1	2	12	28	29	5	0	0	1	0	0	0	0	0	0	0	0	0	0	78	34	25 to 35	88.5	35	44.9	
22/12/2017	18:00	4	7	14	23	17	4	0	0	1	0	0	0	0	0	0	0	0	0	0	70	33.5	25 to 35	77.1	22	31.4	
22/12/2017	19:00	0	3	10	30	11	6	0	0	0	0	0	0	0	0	0	0	0	0	0	60	33.6	25 to 35	85.0	17	28.3	
22/12/2017	20:00	0	0	5	11	6	0	2	0	0	0	0	0	0	0	0	0	0	0	0	24	33.3	25 to 35	91.7	8	33.3	
22/12/2017	21:00	0	0	8	7	7	4	1	0	0	0	0	0	0	0	0	0	0	0	0	27	36.2	25 to 35	81.5	12	44.4	
22/12/2017	22:00	2	1	2	12	3	2	2	0	0	0	0	0	0	0	0	0	0	0	0	24	35	25 to 35	70.8	7	29.2	
22/12/2017	23:00	0	1	0	4	3	0	0	0	0	0	0	0	0	0	0	0	0	0	0	8	33.3	25 to 35	87.5	3	37.5	
24 Hr Summary		27	78	328	512	222	49	12	1	2	0	0	0	0	0	0	0	0	0	0	1231	32.3	25 to 35	86.3	286	23.2	

Incoming Direction Histogram

Rectory Lane

from Thu-Dec-14-2017-01-00-PM to Tue-Jan-09-2018-10-59-AM

Date	Starting Hr:min	<15	15 to <20	20 to <25	25 to <30	30 to <35	35 to <40	40 to <45	45 to <50	50 to <55	55 to <60	60 to <65	65 to <70	70 to <75	75 to <80	80 to <85	85 to <90	90 to <95	95 to <100	100 to >105	Total Counts	85pct Speed	10mph Pace	% in pace	# of Speeders	% Speeders	
23/12/2017	00:00	0	0	1	4	3	0	0	0	0	0	0	0	0	0	0	0	0	0	0	8	33.3	25 to 35	100.0	3	37.5	
23/12/2017	01:00	0	0	0	0	1	0	0	0	0	0	0	0	0	0	0	0	0	0	0	1	35	25 to 35	100.0	1	100.0	
23/12/2017	02:00	0	0	0	1	0	0	0	0	0	0	0	0	0	0	0	0	0	0	0	1	30	20 to 30	100.0	*	*	
23/12/2017	03:00	0	0	0	0	0	0	0	0	0	0	0	0	0	0	0	0	0	0	0	0	0	0	*	*	*	*
23/12/2017	04:00	0	0	0	0	0	0	0	0	0	0	0	0	0	0	0	0	0	0	0	0	0	0	*	*	*	*
23/12/2017	05:00	0	0	0	0	0	0	0	0	0	0	0	0	0	0	0	0	0	0	0	0	0	0	*	*	*	*
23/12/2017	06:00	0	0	2	2	0	0	0	0	0	0	0	0	0	0	0	0	0	0	0	4	27.5	20 to 30	100.0	*	*	
23/12/2017	07:00	0	3	6	5	2	0	0	0	0	0	0	0	0	0	0	0	0	0	0	16	30	20 to 30	87.5	2	12.5	
23/12/2017	08:00	2	1	9	10	14	0	3	0	0	0	0	0	0	0	0	0	0	0	0	39	33.9	25 to 35	84.6	17	43.6	
23/12/2017	09:00	3	2	12	41	12	2	0	0	0	0	0	0	0	0	0	0	0	0	0	72	31.2	25 to 35	90.3	14	19.4	
23/12/2017	10:00	2	17	44	41	12	0	0	0	0	0	0	0	0	0	0	0	0	0	0	116	29.4	20 to 30	87.9	12	10.3	
23/12/2017	11:00	5	8	44	52	13	1	0	0	0	0	0	0	0	0	0	0	0	0	0	123	29.6	25 to 35	88.6	14	11.4	
23/12/2017	12:00	4	6	25	35	18	5	0	0	0	0	0	0	0	0	0	0	0	0	0	93	32.5	25 to 35	83.9	23	24.7	
23/12/2017	13:00	4	15	36	53	15	1	1	0	0	0	0	0	0	0	0	0	0	0	0	125	29.8	20 to 30	83.2	17	13.6	
23/12/2017	14:00	5	5	27	33	10	3	0	1	0	0	0	0	0	0	0	0	0	0	0	84	30.5	25 to 35	83.3	14	16.7	
23/12/2017	15:00	3	8	25	45	13	1	0	0	0	0	0	0	0	0	0	0	0	0	0	95	30	25 to 35	87.4	14	14.7	
23/12/2017	16:00	0	2	17	42	15	4	1	0	0	0	0	0	0	0	0	0	0	0	0	81	32.7	25 to 35	91.4	20	24.7	
23/12/2017	17:00	1	2	6	13	18	4	5	1	0	0	0	0	0	0	0	0	0	0	0	50	37.5	25 to 35	74.0	28	56.0	
23/12/2017	18:00	0	2	4	17	12	3	3	0	0	0	0	0	0	0	0	0	0	0	0	41	35	25 to 35	80.5	18	43.9	
23/12/2017	19:00	0	3	8	14	8	3	3	0	0	0	0	0	0	0	0	0	0	0	0	39	35	25 to 35	76.9	14	35.9	
23/12/2017	20:00	0	2	2	9	13	3	1	0	0	0	0	0	0	0	0	0	0	0	0	30	35	30 to 40	83.3	17	56.7	
23/12/2017	21:00	0	1	1	8	2	1	0	0	0	0	0	0	0	0	0	0	0	0	0	13	32.5	25 to 35	84.6	3	23.1	
23/12/2017	22:00	0	0	2	7	2	1	1	0	0	0	0	0	0	0	0	0	0	0	0	13	35	25 to 35	84.6	4	30.8	
23/12/2017	23:00	1	1	0	3	2	2	1	0	0	0	0	0	0	0	0	0	0	0	0	10	37.5	30 to 40	70.0	5	50.0	
24 Hr Summary		30	78	271	435	185	34	19	2	0	0	0	0	0	0	0	0	0	0	0	1054	32.2	25 to 35	84.5	240	22.8	

Incoming Direction Histogram

Rectory Lane

from Thu-Dec-14-2017-01-00-PM to Tue-Jan-09-2018-10-59-AM

Date	Starting Hr:min	<15	15 to <20	20 to <25	25 to <30	30 to <35	35 to <40	40 to <45	45 to <50	50 to <55	55 to <60	60 to <65	65 to <70	70 to <75	75 to <80	80 to <85	85 to <90	90 to <95	95 to <100	100 to >105	Total Counts	85pct Speed	10mph Pace	% in pace	# of Speeders	% Speeders	
24/12/2017	00:00	0	0	0	1	0	0	1	0	0	0	0	0	0	0	0	0	0	0	0	2	45	20 to 30	50.0	1	50.0	
24/12/2017	01:00	0	0	1	1	0	0	0	0	0	0	0	0	0	0	0	0	0	0	0	2	30	20 to 30	100.0	*	*	
24/12/2017	02:00	0	0	0	0	0	1	0	0	0	0	0	0	0	0	0	0	0	0	0	1	40	30 to 40	100.0	1	100.0	
24/12/2017	03:00	0	0	0	0	0	0	0	0	0	0	0	0	0	0	0	0	0	0	0	0	0	0	*	*	*	*
24/12/2017	04:00	0	0	0	0	0	0	0	0	0	0	0	0	0	0	0	0	0	0	0	0	0	0	*	*	*	*
24/12/2017	05:00	0	0	0	0	0	0	1	0	0	0	0	0	0	0	0	0	0	0	0	1	45	35 to 45	100.0	1	100.0	
24/12/2017	06:00	0	0	0	0	0	1	0	0	0	0	0	0	0	0	0	0	0	0	0	1	40	30 to 40	100.0	1	100.0	
24/12/2017	07:00	0	0	2	7	2	1	1	0	0	0	0	0	0	0	0	0	0	0	0	13	35	25 to 35	84.6	4	30.8	
24/12/2017	08:00	0	2	5	20	6	2	2	0	0	0	0	0	0	0	0	0	0	0	0	37	33.3	25 to 35	83.8	10	27.0	
24/12/2017	09:00	1	1	5	18	9	5	2	0	0	0	0	0	0	0	0	0	0	0	0	41	36	25 to 35	78.0	16	39.0	
24/12/2017	10:00	4	3	21	36	18	1	0	0	0	0	0	0	0	0	0	0	0	0	0	83	31.9	25 to 35	90.4	19	22.9	
24/12/2017	11:00	4	5	25	53	21	4	3	1	0	0	0	0	0	0	0	0	0	0	0	116	32.9	25 to 35	85.3	29	25.0	
24/12/2017	12:00	0	3	13	43	19	6	1	0	0	0	0	0	0	0	0	0	0	0	0	85	33.4	25 to 35	88.2	26	30.6	
24/12/2017	13:00	2	5	21	34	16	3	0	0	0	0	0	0	0	0	0	0	0	0	0	81	32.2	25 to 35	87.7	19	23.5	
24/12/2017	14:00	0	7	18	29	10	3	0	0	0	0	0	0	0	0	0	0	0	0	0	67	31.5	25 to 35	85.1	13	19.4	
24/12/2017	15:00	3	6	24	40	10	2	1	0	0	0	0	0	0	0	0	0	0	0	0	86	30	25 to 35	86.0	13	15.1	
24/12/2017	16:00	5	5	24	53	17	5	3	0	0	0	0	0	0	0	0	0	0	0	0	112	32.4	25 to 35	83.9	25	22.3	
24/12/2017	17:00	1	3	12	25	13	4	0	1	0	0	0	0	0	0	0	0	0	0	0	59	33.5	25 to 35	84.7	18	30.5	
24/12/2017	18:00	0	0	6	14	10	6	0	0	0	0	0	0	0	0	0	0	0	0	0	36	35.8	25 to 35	83.3	16	44.4	
24/12/2017	19:00	0	1	2	11	8	4	0	0	0	0	0	0	0	0	0	0	0	0	0	26	35	30 to 40	88.5	12	46.2	
24/12/2017	20:00	0	1	11	16	10	1	1	0	0	0	0	0	0	0	0	0	0	0	0	40	33	25 to 35	92.5	12	30.0	
24/12/2017	21:00	0	0	0	13	3	0	0	0	0	0	0	0	0	0	0	0	0	0	0	16	31.7	25 to 35	100.0	3	18.8	
24/12/2017	22:00	1	0	0	3	2	2	0	1	0	0	0	0	0	0	0	0	0	0	0	9	40	30 to 40	77.8	5	55.6	
24/12/2017	23:00	0	0	0	5	1	0	0	0	0	0	0	0	0	0	0	0	0	0	0	6	30	25 to 35	100.0	1	16.7	
24 Hr Summary		21	42	190	422	175	51	16	3	0	0	0	0	0	0	0	0	0	0	0	920	33.1	25 to 35	85.5	245	26.6	

Incoming Direction Histogram

Rectory Lane

from Thu-Dec-14-2017-01-00-PM to Tue-Jan-09-2018-10-59-AM

Date	Starting Hr:min	<15	15 to <20	20 to <25	25 to <30	30 to <35	35 to <40	40 to <45	45 to <50	50 to <55	55 to <60	60 to <65	65 to <70	70 to <75	75 to <80	80 to <85	85 to <90	90 to <95	95 to <100	100 to >105	Total Counts	85pct Speed	10mph Pace	% in pace	# of Speeders	% Speeders
25/12/2017	00:00	0	0	0	3	2	2	0	0	0	0	0	0	0	0	0	0	0	0	0	7	37.5	30 to 40	100.0	4	57.1
25/12/2017	01:00	0	0	0	0	0	0	0	0	0	0	0	0	0	0	0	0	0	0	0	0	0	*	*	*	*
25/12/2017	02:00	0	1	1	1	1	0	0	0	0	0	0	0	0	0	0	0	0	0	0	4	30	20 to 30	75.0	1	25.0
25/12/2017	03:00	0	0	0	0	0	0	0	0	0	0	0	0	0	0	0	0	0	0	0	0	0	*	*	*	*
25/12/2017	04:00	0	0	0	0	0	0	0	0	0	0	0	0	0	0	0	0	0	0	0	0	0	*	*	*	*
25/12/2017	05:00	0	0	0	0	0	0	0	0	0	0	0	0	0	0	0	0	0	0	0	0	0	*	*	*	*
25/12/2017	06:00	0	0	0	0	0	0	0	0	0	0	0	0	0	0	0	0	0	0	0	0	0	*	*	*	*
25/12/2017	07:00	0	0	1	0	0	0	0	0	0	0	0	0	0	0	0	0	0	0	0	1	25	15 to 25	100.0	*	*
25/12/2017	08:00	0	0	3	5	6	0	0	0	0	0	0	0	0	0	0	0	0	0	0	14	33.3	25 to 35	100.0	6	42.9
25/12/2017	09:00	1	0	3	11	5	1	0	0	0	0	0	0	0	0	0	0	0	0	0	21	33	25 to 35	90.5	6	28.6
25/12/2017	10:00	3	3	13	26	12	3	0	0	0	0	0	0	0	0	0	0	0	0	0	60	32.5	25 to 35	85.0	15	25.0
25/12/2017	11:00	1	0	17	27	17	4	0	0	0	0	0	0	0	0	0	0	0	0	0	66	33.2	25 to 35	92.4	21	31.8
25/12/2017	12:00	0	3	18	37	16	1	0	0	0	0	0	0	0	0	0	0	0	0	0	75	31.9	25 to 35	94.7	17	22.7
25/12/2017	13:00	0	3	5	17	5	2	3	0	0	0	0	0	0	0	0	0	0	0	0	35	35	25 to 35	77.1	10	28.6
25/12/2017	14:00	0	0	3	14	5	1	0	0	0	0	0	0	0	0	0	0	0	0	0	23	33	25 to 35	95.7	6	26.1
25/12/2017	15:00	1	0	3	13	5	0	0	0	0	0	0	0	0	0	0	0	0	0	0	22	32	25 to 35	95.5	5	22.7
25/12/2017	16:00	0	1	1	7	6	2	0	1	0	0	0	0	0	0	0	0	0	0	0	18	35	30 to 40	83.3	9	50.0
25/12/2017	17:00	1	1	7	14	7	1	0	0	0	0	0	0	0	0	0	0	0	0	0	31	32.1	25 to 35	90.3	8	25.8
25/12/2017	18:00	0	0	3	8	4	1	0	0	0	0	0	0	0	0	0	0	0	0	0	16	33.8	25 to 35	93.8	5	31.3
25/12/2017	19:00	1	0	0	2	0	0	0	0	0	0	0	0	0	0	0	0	0	0	0	3	30	20 to 30	66.7	*	*
25/12/2017	20:00	*	*	*	*	*	*	*	*	*	*	*	*	*	*	*	*	*	*	*	*	*	*	*	*	*
25/12/2017	21:00	*	*	*	*	*	*	*	*	*	*	*	*	*	*	*	*	*	*	*	*	*	*	*	*	*
25/12/2017	22:00	*	*	*	*	*	*	*	*	*	*	*	*	*	*	*	*	*	*	*	*	*	*	*	*	*
25/12/2017	23:00	*	*	*	*	*	*	*	*	*	*	*	*	*	*	*	*	*	*	*	*	*	*	*	*	*
24 Hr Summary		8	12	78	185	91	18	3	1	0	0	0	0	0	0	0	0	0	0	0	396	33	25 to 35	89.4	113	28.5

Incoming Direction Histogram

Rectory Lane

from Thu-Dec-14-2017-01-00-PM to Tue-Jan-09-2018-10-59-AM

Date	Starting Hr:min	<15	15 to <20	20 to <25	25 to <30	30 to <35	35 to <40	40 to <45	45 to <50	50 to <55	55 to <60	60 to <65	65 to <70	70 to <75	75 to <80	80 to <85	85 to <90	90 to <95	95 to <100	100 to >105	Total Counts	85pct Speed	10mph Pace	% in pace	# of Speeders	% Speeders
26/12/2017	00:00	*	*	*	*	*	*	*	*	*	*	*	*	*	*	*	*	*	*	*	*	*	*	*	*	*
26/12/2017	01:00	*	*	*	*	*	*	*	*	*	*	*	*	*	*	*	*	*	*	*	*	*	*	*	*	*
26/12/2017	02:00	*	*	*	*	*	*	*	*	*	*	*	*	*	*	*	*	*	*	*	*	*	*	*	*	*
26/12/2017	03:00	*	*	*	*	*	*	*	*	*	*	*	*	*	*	*	*	*	*	*	*	*	*	*	*	*
26/12/2017	04:00	*	*	*	*	*	*	*	*	*	*	*	*	*	*	*	*	*	*	*	*	*	*	*	*	*
26/12/2017	05:00	*	*	*	*	*	*	*	*	*	*	*	*	*	*	*	*	*	*	*	*	*	*	*	*	*
26/12/2017	06:00	*	*	*	*	*	*	*	*	*	*	*	*	*	*	*	*	*	*	*	*	*	*	*	*	*
26/12/2017	07:00	*	*	*	*	*	*	*	*	*	*	*	*	*	*	*	*	*	*	*	*	*	*	*	*	*
26/12/2017	08:00	*	*	*	*	*	*	*	*	*	*	*	*	*	*	*	*	*	*	*	*	*	*	*	*	*
26/12/2017	09:00	*	*	*	*	*	*	*	*	*	*	*	*	*	*	*	*	*	*	*	*	*	*	*	*	*
26/12/2017	10:00	*	*	*	*	*	*	*	*	*	*	*	*	*	*	*	*	*	*	*	*	*	*	*	*	*
26/12/2017	11:00	*	*	*	*	*	*	*	*	*	*	*	*	*	*	*	*	*	*	*	*	*	*	*	*	*
26/12/2017	12:00	*	*	*	*	*	*	*	*	*	*	*	*	*	*	*	*	*	*	*	*	*	*	*	*	*
26/12/2017	13:00	*	*	*	*	*	*	*	*	*	*	*	*	*	*	*	*	*	*	*	*	*	*	*	*	*
26/12/2017	14:00	*	*	*	*	*	*	*	*	*	*	*	*	*	*	*	*	*	*	*	*	*	*	*	*	*
26/12/2017	15:00	*	*	*	*	*	*	*	*	*	*	*	*	*	*	*	*	*	*	*	*	*	*	*	*	*
26/12/2017	16:00	*	*	*	*	*	*	*	*	*	*	*	*	*	*	*	*	*	*	*	*	*	*	*	*	*
26/12/2017	17:00	*	*	*	*	*	*	*	*	*	*	*	*	*	*	*	*	*	*	*	*	*	*	*	*	*
26/12/2017	18:00	*	*	*	*	*	*	*	*	*	*	*	*	*	*	*	*	*	*	*	*	*	*	*	*	*
26/12/2017	19:00	*	*	*	*	*	*	*	*	*	*	*	*	*	*	*	*	*	*	*	*	*	*	*	*	*
26/12/2017	20:00	*	*	*	*	*	*	*	*	*	*	*	*	*	*	*	*	*	*	*	*	*	*	*	*	*
26/12/2017	21:00	*	*	*	*	*	*	*	*	*	*	*	*	*	*	*	*	*	*	*	*	*	*	*	*	*
26/12/2017	22:00	*	*	*	*	*	*	*	*	*	*	*	*	*	*	*	*	*	*	*	*	*	*	*	*	*
26/12/2017	23:00	*	*	*	*	*	*	*	*	*	*	*	*	*	*	*	*	*	*	*	*	*	*	*	*	*
24 Hr Summary		0	0	0	0	0	0	0	0	0	0	0	0	0	0	0	0	0	0	0	0	0	0	*	*	*

Incoming Direction Histogram

Rectory Lane

from Thu-Dec-14-2017-01-00-PM to Tue-Jan-09-2018-10-59-AM

Date	Starting Hr:min	<15	15 to <20	20 to <25	25 to <30	30 to <35	35 to <40	40 to <45	45 to <50	50 to <55	55 to <60	60 to <65	65 to <70	70 to <75	75 to <80	80 to <85	85 to <90	90 to <95	95 to <100	100 to >105	Total Counts	85pct Speed	10mph Pace	% in pace	# of Speeders	% Speeders
27/12/2017	00:00	*	*	*	*	*	*	*	*	*	*	*	*	*	*	*	*	*	*	*	*	*	*	*	*	*
27/12/2017	01:00	*	*	*	*	*	*	*	*	*	*	*	*	*	*	*	*	*	*	*	*	*	*	*	*	*
27/12/2017	02:00	*	*	*	*	*	*	*	*	*	*	*	*	*	*	*	*	*	*	*	*	*	*	*	*	*
27/12/2017	03:00	*	*	*	*	*	*	*	*	*	*	*	*	*	*	*	*	*	*	*	*	*	*	*	*	*
27/12/2017	04:00	*	*	*	*	*	*	*	*	*	*	*	*	*	*	*	*	*	*	*	*	*	*	*	*	*
27/12/2017	05:00	*	*	*	*	*	*	*	*	*	*	*	*	*	*	*	*	*	*	*	*	*	*	*	*	*
27/12/2017	06:00	*	*	*	*	*	*	*	*	*	*	*	*	*	*	*	*	*	*	*	*	*	*	*	*	*
27/12/2017	07:00	*	*	*	*	*	*	*	*	*	*	*	*	*	*	*	*	*	*	*	*	*	*	*	*	*
27/12/2017	08:00	*	*	*	*	*	*	*	*	*	*	*	*	*	*	*	*	*	*	*	*	*	*	*	*	*
27/12/2017	09:00	*	*	*	*	*	*	*	*	*	*	*	*	*	*	*	*	*	*	*	*	*	*	*	*	*
27/12/2017	10:00	*	*	*	*	*	*	*	*	*	*	*	*	*	*	*	*	*	*	*	*	*	*	*	*	*
27/12/2017	11:00	*	*	*	*	*	*	*	*	*	*	*	*	*	*	*	*	*	*	*	*	*	*	*	*	*
27/12/2017	12:00	*	*	*	*	*	*	*	*	*	*	*	*	*	*	*	*	*	*	*	*	*	*	*	*	*
27/12/2017	13:00	*	*	*	*	*	*	*	*	*	*	*	*	*	*	*	*	*	*	*	*	*	*	*	*	*
27/12/2017	14:00	*	*	*	*	*	*	*	*	*	*	*	*	*	*	*	*	*	*	*	*	*	*	*	*	*
27/12/2017	15:00	*	*	*	*	*	*	*	*	*	*	*	*	*	*	*	*	*	*	*	*	*	*	*	*	*
27/12/2017	16:00	*	*	*	*	*	*	*	*	*	*	*	*	*	*	*	*	*	*	*	*	*	*	*	*	*
27/12/2017	17:00	*	*	*	*	*	*	*	*	*	*	*	*	*	*	*	*	*	*	*	*	*	*	*	*	*
27/12/2017	18:00	*	*	*	*	*	*	*	*	*	*	*	*	*	*	*	*	*	*	*	*	*	*	*	*	*
27/12/2017	19:00	*	*	*	*	*	*	*	*	*	*	*	*	*	*	*	*	*	*	*	*	*	*	*	*	*
27/12/2017	20:00	*	*	*	*	*	*	*	*	*	*	*	*	*	*	*	*	*	*	*	*	*	*	*	*	*
27/12/2017	21:00	*	*	*	*	*	*	*	*	*	*	*	*	*	*	*	*	*	*	*	*	*	*	*	*	*
27/12/2017	22:00	*	*	*	*	*	*	*	*	*	*	*	*	*	*	*	*	*	*	*	*	*	*	*	*	*
27/12/2017	23:00	*	*	*	*	*	*	*	*	*	*	*	*	*	*	*	*	*	*	*	*	*	*	*	*	*
24 Hr Summary		0	0	0	0	0	0	0	0	0	0	0	0	0	0	0	0	0	0	0	0	0	0	*	*	*

Incoming Direction Histogram

Rectory Lane

from Thu-Dec-14-2017-01-00-PM to Tue-Jan-09-2018-10-59-AM

Date	Starting Hr:min	<15	15 to <20	20 to <25	25 to <30	30 to <35	35 to <40	40 to <45	45 to <50	50 to <55	55 to <60	60 to <65	65 to <70	70 to <75	75 to <80	80 to <85	85 to <90	90 to <95	95 to <100	100 to >105	Total Counts	85pct Speed	10mph Pace	% in pace	# of Speeders	% Speeders
28/12/2017	00:00	*	*	*	*	*	*	*	*	*	*	*	*	*	*	*	*	*	*	*	*	*	*	*	*	*
28/12/2017	01:00	*	*	*	*	*	*	*	*	*	*	*	*	*	*	*	*	*	*	*	*	*	*	*	*	*
28/12/2017	02:00	*	*	*	*	*	*	*	*	*	*	*	*	*	*	*	*	*	*	*	*	*	*	*	*	*
28/12/2017	03:00	*	*	*	*	*	*	*	*	*	*	*	*	*	*	*	*	*	*	*	*	*	*	*	*	*
28/12/2017	04:00	*	*	*	*	*	*	*	*	*	*	*	*	*	*	*	*	*	*	*	*	*	*	*	*	*
28/12/2017	05:00	*	*	*	*	*	*	*	*	*	*	*	*	*	*	*	*	*	*	*	*	*	*	*	*	*
28/12/2017	06:00	*	*	*	*	*	*	*	*	*	*	*	*	*	*	*	*	*	*	*	*	*	*	*	*	*
28/12/2017	07:00	*	*	*	*	*	*	*	*	*	*	*	*	*	*	*	*	*	*	*	*	*	*	*	*	*
28/12/2017	08:00	*	*	*	*	*	*	*	*	*	*	*	*	*	*	*	*	*	*	*	*	*	*	*	*	*
28/12/2017	09:00	*	*	*	*	*	*	*	*	*	*	*	*	*	*	*	*	*	*	*	*	*	*	*	*	*
28/12/2017	10:00	*	*	*	*	*	*	*	*	*	*	*	*	*	*	*	*	*	*	*	*	*	*	*	*	*
28/12/2017	11:00	*	*	*	*	*	*	*	*	*	*	*	*	*	*	*	*	*	*	*	*	*	*	*	*	*
28/12/2017	12:00	*	*	*	*	*	*	*	*	*	*	*	*	*	*	*	*	*	*	*	*	*	*	*	*	*
28/12/2017	13:00	*	*	*	*	*	*	*	*	*	*	*	*	*	*	*	*	*	*	*	*	*	*	*	*	*
28/12/2017	14:00	*	*	*	*	*	*	*	*	*	*	*	*	*	*	*	*	*	*	*	*	*	*	*	*	*
28/12/2017	15:00	*	*	*	*	*	*	*	*	*	*	*	*	*	*	*	*	*	*	*	*	*	*	*	*	*
28/12/2017	16:00	*	*	*	*	*	*	*	*	*	*	*	*	*	*	*	*	*	*	*	*	*	*	*	*	*
28/12/2017	17:00	*	*	*	*	*	*	*	*	*	*	*	*	*	*	*	*	*	*	*	*	*	*	*	*	*
28/12/2017	18:00	*	*	*	*	*	*	*	*	*	*	*	*	*	*	*	*	*	*	*	*	*	*	*	*	*
28/12/2017	19:00	*	*	*	*	*	*	*	*	*	*	*	*	*	*	*	*	*	*	*	*	*	*	*	*	*
28/12/2017	20:00	*	*	*	*	*	*	*	*	*	*	*	*	*	*	*	*	*	*	*	*	*	*	*	*	*
28/12/2017	21:00	*	*	*	*	*	*	*	*	*	*	*	*	*	*	*	*	*	*	*	*	*	*	*	*	*
28/12/2017	22:00	*	*	*	*	*	*	*	*	*	*	*	*	*	*	*	*	*	*	*	*	*	*	*	*	*
28/12/2017	23:00	*	*	*	*	*	*	*	*	*	*	*	*	*	*	*	*	*	*	*	*	*	*	*	*	*
24 Hr Summary		0	0	0	0	0	0	0	0	0	0	0	0	0	0	0	0	0	0	0	0	0	0	*	*	*

Incoming Direction Histogram

Rectory Lane

from Thu-Dec-14-2017-01-00-PM to Tue-Jan-09-2018-10-59-AM

Date	Starting Hr:min	<15	15 to <20	20 to <25	25 to <30	30 to <35	35 to <40	40 to <45	45 to <50	50 to <55	55 to <60	60 to <65	65 to <70	70 to <75	75 to <80	80 to <85	85 to <90	90 to <95	95 to <100	100 to >105	Total Counts	85pct Speed	10mph Pace	% in pace	# of Speeders	% Speeders
29/12/2017	00:00	*	*	*	*	*	*	*	*	*	*	*	*	*	*	*	*	*	*	*	*	*	*	*	*	*
29/12/2017	01:00	*	*	*	*	*	*	*	*	*	*	*	*	*	*	*	*	*	*	*	*	*	*	*	*	*
29/12/2017	02:00	*	*	*	*	*	*	*	*	*	*	*	*	*	*	*	*	*	*	*	*	*	*	*	*	*
29/12/2017	03:00	*	*	*	*	*	*	*	*	*	*	*	*	*	*	*	*	*	*	*	*	*	*	*	*	*
29/12/2017	04:00	*	*	*	*	*	*	*	*	*	*	*	*	*	*	*	*	*	*	*	*	*	*	*	*	*
29/12/2017	05:00	*	*	*	*	*	*	*	*	*	*	*	*	*	*	*	*	*	*	*	*	*	*	*	*	*
29/12/2017	06:00	*	*	*	*	*	*	*	*	*	*	*	*	*	*	*	*	*	*	*	*	*	*	*	*	*
29/12/2017	07:00	*	*	*	*	*	*	*	*	*	*	*	*	*	*	*	*	*	*	*	*	*	*	*	*	*
29/12/2017	08:00	*	*	*	*	*	*	*	*	*	*	*	*	*	*	*	*	*	*	*	*	*	*	*	*	*
29/12/2017	09:00	*	*	*	*	*	*	*	*	*	*	*	*	*	*	*	*	*	*	*	*	*	*	*	*	*
29/12/2017	10:00	*	*	*	*	*	*	*	*	*	*	*	*	*	*	*	*	*	*	*	*	*	*	*	*	*
29/12/2017	11:00	*	*	*	*	*	*	*	*	*	*	*	*	*	*	*	*	*	*	*	*	*	*	*	*	*
29/12/2017	12:00	*	*	*	*	*	*	*	*	*	*	*	*	*	*	*	*	*	*	*	*	*	*	*	*	*
29/12/2017	13:00	*	*	*	*	*	*	*	*	*	*	*	*	*	*	*	*	*	*	*	*	*	*	*	*	*
29/12/2017	14:00	*	*	*	*	*	*	*	*	*	*	*	*	*	*	*	*	*	*	*	*	*	*	*	*	*
29/12/2017	15:00	*	*	*	*	*	*	*	*	*	*	*	*	*	*	*	*	*	*	*	*	*	*	*	*	*
29/12/2017	16:00	*	*	*	*	*	*	*	*	*	*	*	*	*	*	*	*	*	*	*	*	*	*	*	*	*
29/12/2017	17:00	*	*	*	*	*	*	*	*	*	*	*	*	*	*	*	*	*	*	*	*	*	*	*	*	*
29/12/2017	18:00	*	*	*	*	*	*	*	*	*	*	*	*	*	*	*	*	*	*	*	*	*	*	*	*	*
29/12/2017	19:00	*	*	*	*	*	*	*	*	*	*	*	*	*	*	*	*	*	*	*	*	*	*	*	*	*
29/12/2017	20:00	*	*	*	*	*	*	*	*	*	*	*	*	*	*	*	*	*	*	*	*	*	*	*	*	*
29/12/2017	21:00	*	*	*	*	*	*	*	*	*	*	*	*	*	*	*	*	*	*	*	*	*	*	*	*	*
29/12/2017	22:00	*	*	*	*	*	*	*	*	*	*	*	*	*	*	*	*	*	*	*	*	*	*	*	*	*
29/12/2017	23:00	*	*	*	*	*	*	*	*	*	*	*	*	*	*	*	*	*	*	*	*	*	*	*	*	*
24 Hr Summary		0	0	0	0	0	0	0	0	0	0	0	0	0	0	0	0	0	0	0	0	0	0	*	*	*

Incoming Direction Histogram

Rectory Lane

from Thu-Dec-14-2017-01-00-PM to Tue-Jan-09-2018-10-59-AM

Date	Starting Hr:min	<15	15 to <20	20 to <25	25 to <30	30 to <35	35 to <40	40 to <45	45 to <50	50 to <55	55 to <60	60 to <65	65 to <70	70 to <75	75 to <80	80 to <85	85 to <90	90 to <95	95 to <100	100 to >105	Total Counts	85pct Speed	10mph Pace	% in pace	# of Speeders	% Speeders
30/12/2017	00:00	*	*	*	*	*	*	*	*	*	*	*	*	*	*	*	*	*	*	*	*	*	*	*	*	*
30/12/2017	01:00	*	*	*	*	*	*	*	*	*	*	*	*	*	*	*	*	*	*	*	*	*	*	*	*	*
30/12/2017	02:00	*	*	*	*	*	*	*	*	*	*	*	*	*	*	*	*	*	*	*	*	*	*	*	*	*
30/12/2017	03:00	*	*	*	*	*	*	*	*	*	*	*	*	*	*	*	*	*	*	*	*	*	*	*	*	*
30/12/2017	04:00	*	*	*	*	*	*	*	*	*	*	*	*	*	*	*	*	*	*	*	*	*	*	*	*	*
30/12/2017	05:00	*	*	*	*	*	*	*	*	*	*	*	*	*	*	*	*	*	*	*	*	*	*	*	*	*
30/12/2017	06:00	*	*	*	*	*	*	*	*	*	*	*	*	*	*	*	*	*	*	*	*	*	*	*	*	*
30/12/2017	07:00	*	*	*	*	*	*	*	*	*	*	*	*	*	*	*	*	*	*	*	*	*	*	*	*	*
30/12/2017	08:00	*	*	*	*	*	*	*	*	*	*	*	*	*	*	*	*	*	*	*	*	*	*	*	*	*
30/12/2017	09:00	*	*	*	*	*	*	*	*	*	*	*	*	*	*	*	*	*	*	*	*	*	*	*	*	*
30/12/2017	10:00	*	*	*	*	*	*	*	*	*	*	*	*	*	*	*	*	*	*	*	*	*	*	*	*	*
30/12/2017	11:00	*	*	*	*	*	*	*	*	*	*	*	*	*	*	*	*	*	*	*	*	*	*	*	*	*
30/12/2017	12:00	*	*	*	*	*	*	*	*	*	*	*	*	*	*	*	*	*	*	*	*	*	*	*	*	*
30/12/2017	13:00	*	*	*	*	*	*	*	*	*	*	*	*	*	*	*	*	*	*	*	*	*	*	*	*	*
30/12/2017	14:00	*	*	*	*	*	*	*	*	*	*	*	*	*	*	*	*	*	*	*	*	*	*	*	*	*
30/12/2017	15:00	*	*	*	*	*	*	*	*	*	*	*	*	*	*	*	*	*	*	*	*	*	*	*	*	*
30/12/2017	16:00	*	*	*	*	*	*	*	*	*	*	*	*	*	*	*	*	*	*	*	*	*	*	*	*	*
30/12/2017	17:00	*	*	*	*	*	*	*	*	*	*	*	*	*	*	*	*	*	*	*	*	*	*	*	*	*
30/12/2017	18:00	*	*	*	*	*	*	*	*	*	*	*	*	*	*	*	*	*	*	*	*	*	*	*	*	*
30/12/2017	19:00	*	*	*	*	*	*	*	*	*	*	*	*	*	*	*	*	*	*	*	*	*	*	*	*	*
30/12/2017	20:00	*	*	*	*	*	*	*	*	*	*	*	*	*	*	*	*	*	*	*	*	*	*	*	*	*
30/12/2017	21:00	*	*	*	*	*	*	*	*	*	*	*	*	*	*	*	*	*	*	*	*	*	*	*	*	*
30/12/2017	22:00	*	*	*	*	*	*	*	*	*	*	*	*	*	*	*	*	*	*	*	*	*	*	*	*	*
30/12/2017	23:00	*	*	*	*	*	*	*	*	*	*	*	*	*	*	*	*	*	*	*	*	*	*	*	*	*
24 Hr Summary		0	0	0	0	0	0	0	0	0	0	0	0	0	0	0	0	0	0	0	0	0	0	*	*	*

Incoming Direction Histogram

Rectory Lane

from Thu-Dec-14-2017-01-00-PM to Tue-Jan-09-2018-10-59-AM

Date	Starting Hr:min	<15	15 to <20	20 to <25	25 to <30	30 to <35	35 to <40	40 to <45	45 to <50	50 to <55	55 to <60	60 to <65	65 to <70	70 to <75	75 to <80	80 to <85	85 to <90	90 to <95	95 to <100	100 to >105	Total Counts	85pct Speed	10mph Pace	% in pace	# of Speeders	% Speeders
31/12/2017	00:00	*	*	*	*	*	*	*	*	*	*	*	*	*	*	*	*	*	*	*	*	*	*	*	*	*
31/12/2017	01:00	*	*	*	*	*	*	*	*	*	*	*	*	*	*	*	*	*	*	*	*	*	*	*	*	*
31/12/2017	02:00	*	*	*	*	*	*	*	*	*	*	*	*	*	*	*	*	*	*	*	*	*	*	*	*	*
31/12/2017	03:00	*	*	*	*	*	*	*	*	*	*	*	*	*	*	*	*	*	*	*	*	*	*	*	*	*
31/12/2017	04:00	*	*	*	*	*	*	*	*	*	*	*	*	*	*	*	*	*	*	*	*	*	*	*	*	*
31/12/2017	05:00	*	*	*	*	*	*	*	*	*	*	*	*	*	*	*	*	*	*	*	*	*	*	*	*	*
31/12/2017	06:00	*	*	*	*	*	*	*	*	*	*	*	*	*	*	*	*	*	*	*	*	*	*	*	*	*
31/12/2017	07:00	*	*	*	*	*	*	*	*	*	*	*	*	*	*	*	*	*	*	*	*	*	*	*	*	*
31/12/2017	08:00	*	*	*	*	*	*	*	*	*	*	*	*	*	*	*	*	*	*	*	*	*	*	*	*	*
31/12/2017	09:00	*	*	*	*	*	*	*	*	*	*	*	*	*	*	*	*	*	*	*	*	*	*	*	*	*
31/12/2017	10:00	*	*	*	*	*	*	*	*	*	*	*	*	*	*	*	*	*	*	*	*	*	*	*	*	*
31/12/2017	11:00	*	*	*	*	*	*	*	*	*	*	*	*	*	*	*	*	*	*	*	*	*	*	*	*	*
31/12/2017	12:00	*	*	*	*	*	*	*	*	*	*	*	*	*	*	*	*	*	*	*	*	*	*	*	*	*
31/12/2017	13:00	*	*	*	*	*	*	*	*	*	*	*	*	*	*	*	*	*	*	*	*	*	*	*	*	*
31/12/2017	14:00	*	*	*	*	*	*	*	*	*	*	*	*	*	*	*	*	*	*	*	*	*	*	*	*	*
31/12/2017	15:00	*	*	*	*	*	*	*	*	*	*	*	*	*	*	*	*	*	*	*	*	*	*	*	*	*
31/12/2017	16:00	*	*	*	*	*	*	*	*	*	*	*	*	*	*	*	*	*	*	*	*	*	*	*	*	*
31/12/2017	17:00	*	*	*	*	*	*	*	*	*	*	*	*	*	*	*	*	*	*	*	*	*	*	*	*	*
31/12/2017	18:00	*	*	*	*	*	*	*	*	*	*	*	*	*	*	*	*	*	*	*	*	*	*	*	*	*
31/12/2017	19:00	*	*	*	*	*	*	*	*	*	*	*	*	*	*	*	*	*	*	*	*	*	*	*	*	*
31/12/2017	20:00	*	*	*	*	*	*	*	*	*	*	*	*	*	*	*	*	*	*	*	*	*	*	*	*	*
31/12/2017	21:00	*	*	*	*	*	*	*	*	*	*	*	*	*	*	*	*	*	*	*	*	*	*	*	*	*
31/12/2017	22:00	*	*	*	*	*	*	*	*	*	*	*	*	*	*	*	*	*	*	*	*	*	*	*	*	*
31/12/2017	23:00	*	*	*	*	*	*	*	*	*	*	*	*	*	*	*	*	*	*	*	*	*	*	*	*	*
24 Hr Summary		0	0	0	0	0	0	0	0	0	0	0	0	0	0	0	0	0	0	0	0	0	0	*	*	*

Incoming Direction Histogram

Rectory Lane

from Thu-Dec-14-2017-01-00-PM to Tue-Jan-09-2018-10-59-AM

Date	Starting Hr:min	<15	15 to <20	20 to <25	25 to <30	30 to <35	35 to <40	40 to <45	45 to <50	50 to <55	55 to <60	60 to <65	65 to <70	70 to <75	75 to <80	80 to <85	85 to <90	90 to <95	95 to <100	100 to >105	Total Counts	85pct Speed	10mph Pace	% in pace	# of Speeders	% Speeders
01/01/2018	00:00	*	*	*	*	*	*	*	*	*	*	*	*	*	*	*	*	*	*	*	*	*	*	*	*	*
01/01/2018	01:00	*	*	*	*	*	*	*	*	*	*	*	*	*	*	*	*	*	*	*	*	*	*	*	*	*
01/01/2018	02:00	*	*	*	*	*	*	*	*	*	*	*	*	*	*	*	*	*	*	*	*	*	*	*	*	*
01/01/2018	03:00	*	*	*	*	*	*	*	*	*	*	*	*	*	*	*	*	*	*	*	*	*	*	*	*	*
01/01/2018	04:00	*	*	*	*	*	*	*	*	*	*	*	*	*	*	*	*	*	*	*	*	*	*	*	*	*
01/01/2018	05:00	*	*	*	*	*	*	*	*	*	*	*	*	*	*	*	*	*	*	*	*	*	*	*	*	*
01/01/2018	06:00	*	*	*	*	*	*	*	*	*	*	*	*	*	*	*	*	*	*	*	*	*	*	*	*	*
01/01/2018	07:00	*	*	*	*	*	*	*	*	*	*	*	*	*	*	*	*	*	*	*	*	*	*	*	*	*
01/01/2018	08:00	*	*	*	*	*	*	*	*	*	*	*	*	*	*	*	*	*	*	*	*	*	*	*	*	*
01/01/2018	09:00	*	*	*	*	*	*	*	*	*	*	*	*	*	*	*	*	*	*	*	*	*	*	*	*	*
01/01/2018	10:00	*	*	*	*	*	*	*	*	*	*	*	*	*	*	*	*	*	*	*	*	*	*	*	*	*
01/01/2018	11:00	*	*	*	*	*	*	*	*	*	*	*	*	*	*	*	*	*	*	*	*	*	*	*	*	*
01/01/2018	12:00	*	*	*	*	*	*	*	*	*	*	*	*	*	*	*	*	*	*	*	*	*	*	*	*	*
01/01/2018	13:00	*	*	*	*	*	*	*	*	*	*	*	*	*	*	*	*	*	*	*	*	*	*	*	*	*
01/01/2018	14:00	*	*	*	*	*	*	*	*	*	*	*	*	*	*	*	*	*	*	*	*	*	*	*	*	*
01/01/2018	15:00	*	*	*	*	*	*	*	*	*	*	*	*	*	*	*	*	*	*	*	*	*	*	*	*	*
01/01/2018	16:00	*	*	*	*	*	*	*	*	*	*	*	*	*	*	*	*	*	*	*	*	*	*	*	*	*
01/01/2018	17:00	*	*	*	*	*	*	*	*	*	*	*	*	*	*	*	*	*	*	*	*	*	*	*	*	*
01/01/2018	18:00	*	*	*	*	*	*	*	*	*	*	*	*	*	*	*	*	*	*	*	*	*	*	*	*	*
01/01/2018	19:00	*	*	*	*	*	*	*	*	*	*	*	*	*	*	*	*	*	*	*	*	*	*	*	*	*
01/01/2018	20:00	*	*	*	*	*	*	*	*	*	*	*	*	*	*	*	*	*	*	*	*	*	*	*	*	*
01/01/2018	21:00	*	*	*	*	*	*	*	*	*	*	*	*	*	*	*	*	*	*	*	*	*	*	*	*	*
01/01/2018	22:00	*	*	*	*	*	*	*	*	*	*	*	*	*	*	*	*	*	*	*	*	*	*	*	*	*
01/01/2018	23:00	*	*	*	*	*	*	*	*	*	*	*	*	*	*	*	*	*	*	*	*	*	*	*	*	*
24 Hr Summary		0	0	0	0	0	0	0	0	0	0	0	0	0	0	0	0	0	0	0	0	0	0	*	*	*

Incoming Direction Histogram

Rectory Lane

from Thu-Dec-14-2017-01-00-PM to Tue-Jan-09-2018-10-59-AM

Date	Starting Hr:min	<15	15 to <20	20 to <25	25 to <30	30 to <35	35 to <40	40 to <45	45 to <50	50 to <55	55 to <60	60 to <65	65 to <70	70 to <75	75 to <80	80 to <85	85 to <90	90 to <95	95 to <100	100 to >105	Total Counts	85pct Speed	10mph Pace	% in pace	# of Speeders	% Speeders
02/01/2018	00:00	*	*	*	*	*	*	*	*	*	*	*	*	*	*	*	*	*	*	*	*	*	*	*	*	*
02/01/2018	01:00	*	*	*	*	*	*	*	*	*	*	*	*	*	*	*	*	*	*	*	*	*	*	*	*	*
02/01/2018	02:00	*	*	*	*	*	*	*	*	*	*	*	*	*	*	*	*	*	*	*	*	*	*	*	*	*
02/01/2018	03:00	*	*	*	*	*	*	*	*	*	*	*	*	*	*	*	*	*	*	*	*	*	*	*	*	*
02/01/2018	04:00	*	*	*	*	*	*	*	*	*	*	*	*	*	*	*	*	*	*	*	*	*	*	*	*	*
02/01/2018	05:00	*	*	*	*	*	*	*	*	*	*	*	*	*	*	*	*	*	*	*	*	*	*	*	*	*
02/01/2018	06:00	*	*	*	*	*	*	*	*	*	*	*	*	*	*	*	*	*	*	*	*	*	*	*	*	*
02/01/2018	07:00	*	*	*	*	*	*	*	*	*	*	*	*	*	*	*	*	*	*	*	*	*	*	*	*	*
02/01/2018	08:00	*	*	*	*	*	*	*	*	*	*	*	*	*	*	*	*	*	*	*	*	*	*	*	*	*
02/01/2018	09:00	*	*	*	*	*	*	*	*	*	*	*	*	*	*	*	*	*	*	*	*	*	*	*	*	*
02/01/2018	10:00	*	*	*	*	*	*	*	*	*	*	*	*	*	*	*	*	*	*	*	*	*	*	*	*	*
02/01/2018	11:00	*	*	*	*	*	*	*	*	*	*	*	*	*	*	*	*	*	*	*	*	*	*	*	*	*
02/01/2018	12:00	*	*	*	*	*	*	*	*	*	*	*	*	*	*	*	*	*	*	*	*	*	*	*	*	*
02/01/2018	13:00	*	*	*	*	*	*	*	*	*	*	*	*	*	*	*	*	*	*	*	*	*	*	*	*	*
02/01/2018	14:00	*	*	*	*	*	*	*	*	*	*	*	*	*	*	*	*	*	*	*	*	*	*	*	*	*
02/01/2018	15:00	*	*	*	*	*	*	*	*	*	*	*	*	*	*	*	*	*	*	*	*	*	*	*	*	*
02/01/2018	16:00	*	*	*	*	*	*	*	*	*	*	*	*	*	*	*	*	*	*	*	*	*	*	*	*	*
02/01/2018	17:00	*	*	*	*	*	*	*	*	*	*	*	*	*	*	*	*	*	*	*	*	*	*	*	*	*
02/01/2018	18:00	*	*	*	*	*	*	*	*	*	*	*	*	*	*	*	*	*	*	*	*	*	*	*	*	*
02/01/2018	19:00	*	*	*	*	*	*	*	*	*	*	*	*	*	*	*	*	*	*	*	*	*	*	*	*	*
02/01/2018	20:00	*	*	*	*	*	*	*	*	*	*	*	*	*	*	*	*	*	*	*	*	*	*	*	*	*
02/01/2018	21:00	*	*	*	*	*	*	*	*	*	*	*	*	*	*	*	*	*	*	*	*	*	*	*	*	*
02/01/2018	22:00	*	*	*	*	*	*	*	*	*	*	*	*	*	*	*	*	*	*	*	*	*	*	*	*	*
02/01/2018	23:00	*	*	*	*	*	*	*	*	*	*	*	*	*	*	*	*	*	*	*	*	*	*	*	*	*
24 Hr Summary		0	0	0	0	0	0	0	0	0	0	0	0	0	0	0	0	0	0	0	0	0	0	*	*	*

Incoming Direction Histogram

Rectory Lane

from Thu-Dec-14-2017-01-00-PM to Tue-Jan-09-2018-10-59-AM

Date	Starting Hr:min	<15	15 to <20	20 to <25	25 to <30	30 to <35	35 to <40	40 to <45	45 to <50	50 to <55	55 to <60	60 to <65	65 to <70	70 to <75	75 to <80	80 to <85	85 to <90	90 to <95	95 to <100	100 to >105	Total Counts	85pct Speed	10mph Pace	% in pace	# of Speeders	% Speeders
03/01/2018	00:00	*	*	*	*	*	*	*	*	*	*	*	*	*	*	*	*	*	*	*	*	*	*	*	*	*
03/01/2018	01:00	*	*	*	*	*	*	*	*	*	*	*	*	*	*	*	*	*	*	*	*	*	*	*	*	*
03/01/2018	02:00	*	*	*	*	*	*	*	*	*	*	*	*	*	*	*	*	*	*	*	*	*	*	*	*	*
03/01/2018	03:00	*	*	*	*	*	*	*	*	*	*	*	*	*	*	*	*	*	*	*	*	*	*	*	*	*
03/01/2018	04:00	*	*	*	*	*	*	*	*	*	*	*	*	*	*	*	*	*	*	*	*	*	*	*	*	*
03/01/2018	05:00	*	*	*	*	*	*	*	*	*	*	*	*	*	*	*	*	*	*	*	*	*	*	*	*	*
03/01/2018	06:00	*	*	*	*	*	*	*	*	*	*	*	*	*	*	*	*	*	*	*	*	*	*	*	*	*
03/01/2018	07:00	*	*	*	*	*	*	*	*	*	*	*	*	*	*	*	*	*	*	*	*	*	*	*	*	*
03/01/2018	08:00	*	*	*	*	*	*	*	*	*	*	*	*	*	*	*	*	*	*	*	*	*	*	*	*	*
03/01/2018	09:00	*	*	*	*	*	*	*	*	*	*	*	*	*	*	*	*	*	*	*	*	*	*	*	*	*
03/01/2018	10:00	*	*	*	*	*	*	*	*	*	*	*	*	*	*	*	*	*	*	*	*	*	*	*	*	*
03/01/2018	11:00	*	*	*	*	*	*	*	*	*	*	*	*	*	*	*	*	*	*	*	*	*	*	*	*	*
03/01/2018	12:00	*	*	*	*	*	*	*	*	*	*	*	*	*	*	*	*	*	*	*	*	*	*	*	*	*
03/01/2018	13:00	*	*	*	*	*	*	*	*	*	*	*	*	*	*	*	*	*	*	*	*	*	*	*	*	*
03/01/2018	14:00	*	*	*	*	*	*	*	*	*	*	*	*	*	*	*	*	*	*	*	*	*	*	*	*	*
03/01/2018	15:00	*	*	*	*	*	*	*	*	*	*	*	*	*	*	*	*	*	*	*	*	*	*	*	*	*
03/01/2018	16:00	*	*	*	*	*	*	*	*	*	*	*	*	*	*	*	*	*	*	*	*	*	*	*	*	*
03/01/2018	17:00	*	*	*	*	*	*	*	*	*	*	*	*	*	*	*	*	*	*	*	*	*	*	*	*	*
03/01/2018	18:00	*	*	*	*	*	*	*	*	*	*	*	*	*	*	*	*	*	*	*	*	*	*	*	*	*
03/01/2018	19:00	*	*	*	*	*	*	*	*	*	*	*	*	*	*	*	*	*	*	*	*	*	*	*	*	*
03/01/2018	20:00	*	*	*	*	*	*	*	*	*	*	*	*	*	*	*	*	*	*	*	*	*	*	*	*	*
03/01/2018	21:00	*	*	*	*	*	*	*	*	*	*	*	*	*	*	*	*	*	*	*	*	*	*	*	*	*
03/01/2018	22:00	*	*	*	*	*	*	*	*	*	*	*	*	*	*	*	*	*	*	*	*	*	*	*	*	*
03/01/2018	23:00	*	*	*	*	*	*	*	*	*	*	*	*	*	*	*	*	*	*	*	*	*	*	*	*	*
24 Hr Summary		0	0	0	0	0	0	0	0	0	0	0	0	0	0	0	0	0	0	0	0	0	0	*	*	*

Incoming Direction Histogram

Rectory Lane

from Thu-Dec-14-2017-01-00-PM to Tue-Jan-09-2018-10-59-AM

Date	Starting Hr:min	<15	15 to <20	20 to <25	25 to <30	30 to <35	35 to <40	40 to <45	45 to <50	50 to <55	55 to <60	60 to <65	65 to <70	70 to <75	75 to <80	80 to <85	85 to <90	90 to <95	95 to <100	100 to >105	Total Counts	85pct Speed	10mph Pace	% in pace	# of Speeders	% Speeders
04/01/2018	00:00	*	*	*	*	*	*	*	*	*	*	*	*	*	*	*	*	*	*	*	*	*	*	*	*	*
04/01/2018	01:00	*	*	*	*	*	*	*	*	*	*	*	*	*	*	*	*	*	*	*	*	*	*	*	*	*
04/01/2018	02:00	*	*	*	*	*	*	*	*	*	*	*	*	*	*	*	*	*	*	*	*	*	*	*	*	*
04/01/2018	03:00	*	*	*	*	*	*	*	*	*	*	*	*	*	*	*	*	*	*	*	*	*	*	*	*	*
04/01/2018	04:00	*	*	*	*	*	*	*	*	*	*	*	*	*	*	*	*	*	*	*	*	*	*	*	*	*
04/01/2018	05:00	*	*	*	*	*	*	*	*	*	*	*	*	*	*	*	*	*	*	*	*	*	*	*	*	*
04/01/2018	06:00	*	*	*	*	*	*	*	*	*	*	*	*	*	*	*	*	*	*	*	*	*	*	*	*	*
04/01/2018	07:00	*	*	*	*	*	*	*	*	*	*	*	*	*	*	*	*	*	*	*	*	*	*	*	*	*
04/01/2018	08:00	*	*	*	*	*	*	*	*	*	*	*	*	*	*	*	*	*	*	*	*	*	*	*	*	*
04/01/2018	09:00	*	*	*	*	*	*	*	*	*	*	*	*	*	*	*	*	*	*	*	*	*	*	*	*	*
04/01/2018	10:00	*	*	*	*	*	*	*	*	*	*	*	*	*	*	*	*	*	*	*	*	*	*	*	*	*
04/01/2018	11:00	*	*	*	*	*	*	*	*	*	*	*	*	*	*	*	*	*	*	*	*	*	*	*	*	*
04/01/2018	12:00	*	*	*	*	*	*	*	*	*	*	*	*	*	*	*	*	*	*	*	*	*	*	*	*	*
04/01/2018	13:00	*	*	*	*	*	*	*	*	*	*	*	*	*	*	*	*	*	*	*	*	*	*	*	*	*
04/01/2018	14:00	*	*	*	*	*	*	*	*	*	*	*	*	*	*	*	*	*	*	*	*	*	*	*	*	*
04/01/2018	15:00	*	*	*	*	*	*	*	*	*	*	*	*	*	*	*	*	*	*	*	*	*	*	*	*	*
04/01/2018	16:00	*	*	*	*	*	*	*	*	*	*	*	*	*	*	*	*	*	*	*	*	*	*	*	*	*
04/01/2018	17:00	*	*	*	*	*	*	*	*	*	*	*	*	*	*	*	*	*	*	*	*	*	*	*	*	*
04/01/2018	18:00	*	*	*	*	*	*	*	*	*	*	*	*	*	*	*	*	*	*	*	*	*	*	*	*	*
04/01/2018	19:00	*	*	*	*	*	*	*	*	*	*	*	*	*	*	*	*	*	*	*	*	*	*	*	*	*
04/01/2018	20:00	*	*	*	*	*	*	*	*	*	*	*	*	*	*	*	*	*	*	*	*	*	*	*	*	*
04/01/2018	21:00	*	*	*	*	*	*	*	*	*	*	*	*	*	*	*	*	*	*	*	*	*	*	*	*	*
04/01/2018	22:00	*	*	*	*	*	*	*	*	*	*	*	*	*	*	*	*	*	*	*	*	*	*	*	*	*
04/01/2018	23:00	*	*	*	*	*	*	*	*	*	*	*	*	*	*	*	*	*	*	*	*	*	*	*	*	*
24 Hr Summary		0	0	0	0	0	0	0	0	0	0	0	0	0	0	0	0	0	0	0	0	0	0	*	*	*

Incoming Direction Histogram

Rectory Lane

from Thu-Dec-14-2017-01-00-PM to Tue-Jan-09-2018-10-59-AM

Date	Starting Hr:min	<15	15 to <20	20 to <25	25 to <30	30 to <35	35 to <40	40 to <45	45 to <50	50 to <55	55 to <60	60 to <65	65 to <70	70 to <75	75 to <80	80 to <85	85 to <90	90 to <95	95 to <100	100 to >105	Total Counts	85pct Speed	10mph Pace	% in pace	# of Speeders	% Speeders
05/01/2018	00:00	*	*	*	*	*	*	*	*	*	*	*	*	*	*	*	*	*	*	*	*	*	*	*	*	*
05/01/2018	01:00	*	*	*	*	*	*	*	*	*	*	*	*	*	*	*	*	*	*	*	*	*	*	*	*	*
05/01/2018	02:00	*	*	*	*	*	*	*	*	*	*	*	*	*	*	*	*	*	*	*	*	*	*	*	*	*
05/01/2018	03:00	*	*	*	*	*	*	*	*	*	*	*	*	*	*	*	*	*	*	*	*	*	*	*	*	*
05/01/2018	04:00	*	*	*	*	*	*	*	*	*	*	*	*	*	*	*	*	*	*	*	*	*	*	*	*	*
05/01/2018	05:00	*	*	*	*	*	*	*	*	*	*	*	*	*	*	*	*	*	*	*	*	*	*	*	*	*
05/01/2018	06:00	*	*	*	*	*	*	*	*	*	*	*	*	*	*	*	*	*	*	*	*	*	*	*	*	*
05/01/2018	07:00	*	*	*	*	*	*	*	*	*	*	*	*	*	*	*	*	*	*	*	*	*	*	*	*	*
05/01/2018	08:00	*	*	*	*	*	*	*	*	*	*	*	*	*	*	*	*	*	*	*	*	*	*	*	*	*
05/01/2018	09:00	*	*	*	*	*	*	*	*	*	*	*	*	*	*	*	*	*	*	*	*	*	*	*	*	*
05/01/2018	10:00	*	*	*	*	*	*	*	*	*	*	*	*	*	*	*	*	*	*	*	*	*	*	*	*	*
05/01/2018	11:00	*	*	*	*	*	*	*	*	*	*	*	*	*	*	*	*	*	*	*	*	*	*	*	*	*
05/01/2018	12:00	*	*	*	*	*	*	*	*	*	*	*	*	*	*	*	*	*	*	*	*	*	*	*	*	*
05/01/2018	13:00	*	*	*	*	*	*	*	*	*	*	*	*	*	*	*	*	*	*	*	*	*	*	*	*	*
05/01/2018	14:00	*	*	*	*	*	*	*	*	*	*	*	*	*	*	*	*	*	*	*	*	*	*	*	*	*
05/01/2018	15:00	*	*	*	*	*	*	*	*	*	*	*	*	*	*	*	*	*	*	*	*	*	*	*	*	*
05/01/2018	16:00	*	*	*	*	*	*	*	*	*	*	*	*	*	*	*	*	*	*	*	*	*	*	*	*	*
05/01/2018	17:00	*	*	*	*	*	*	*	*	*	*	*	*	*	*	*	*	*	*	*	*	*	*	*	*	*
05/01/2018	18:00	*	*	*	*	*	*	*	*	*	*	*	*	*	*	*	*	*	*	*	*	*	*	*	*	*
05/01/2018	19:00	*	*	*	*	*	*	*	*	*	*	*	*	*	*	*	*	*	*	*	*	*	*	*	*	*
05/01/2018	20:00	*	*	*	*	*	*	*	*	*	*	*	*	*	*	*	*	*	*	*	*	*	*	*	*	*
05/01/2018	21:00	*	*	*	*	*	*	*	*	*	*	*	*	*	*	*	*	*	*	*	*	*	*	*	*	*
05/01/2018	22:00	*	*	*	*	*	*	*	*	*	*	*	*	*	*	*	*	*	*	*	*	*	*	*	*	*
05/01/2018	23:00	*	*	*	*	*	*	*	*	*	*	*	*	*	*	*	*	*	*	*	*	*	*	*	*	*
24 Hr Summary		0	0	0	0	0	0	0	0	0	0	0	0	0	0	0	0	0	0	0	0	0	0	*	*	*

Incoming Direction Histogram

Rectory Lane

from Thu-Dec-14-2017-01-00-PM to Tue-Jan-09-2018-10-59-AM

Date	Starting Hr:min	<15	15 to <20	20 to <25	25 to <30	30 to <35	35 to <40	40 to <45	45 to <50	50 to <55	55 to <60	60 to <65	65 to <70	70 to <75	75 to <80	80 to <85	85 to <90	90 to <95	95 to <100	100 to >105	Total Counts	85pct Speed	10mph Pace	% in pace	# of Speeders	% Speeders
06/01/2018	00:00	*	*	*	*	*	*	*	*	*	*	*	*	*	*	*	*	*	*	*	*	*	*	*	*	*
06/01/2018	01:00	*	*	*	*	*	*	*	*	*	*	*	*	*	*	*	*	*	*	*	*	*	*	*	*	*
06/01/2018	02:00	*	*	*	*	*	*	*	*	*	*	*	*	*	*	*	*	*	*	*	*	*	*	*	*	*
06/01/2018	03:00	*	*	*	*	*	*	*	*	*	*	*	*	*	*	*	*	*	*	*	*	*	*	*	*	*
06/01/2018	04:00	*	*	*	*	*	*	*	*	*	*	*	*	*	*	*	*	*	*	*	*	*	*	*	*	*
06/01/2018	05:00	*	*	*	*	*	*	*	*	*	*	*	*	*	*	*	*	*	*	*	*	*	*	*	*	*
06/01/2018	06:00	*	*	*	*	*	*	*	*	*	*	*	*	*	*	*	*	*	*	*	*	*	*	*	*	*
06/01/2018	07:00	*	*	*	*	*	*	*	*	*	*	*	*	*	*	*	*	*	*	*	*	*	*	*	*	*
06/01/2018	08:00	*	*	*	*	*	*	*	*	*	*	*	*	*	*	*	*	*	*	*	*	*	*	*	*	*
06/01/2018	09:00	*	*	*	*	*	*	*	*	*	*	*	*	*	*	*	*	*	*	*	*	*	*	*	*	*
06/01/2018	10:00	*	*	*	*	*	*	*	*	*	*	*	*	*	*	*	*	*	*	*	*	*	*	*	*	*
06/01/2018	11:00	*	*	*	*	*	*	*	*	*	*	*	*	*	*	*	*	*	*	*	*	*	*	*	*	*
06/01/2018	12:00	*	*	*	*	*	*	*	*	*	*	*	*	*	*	*	*	*	*	*	*	*	*	*	*	*
06/01/2018	13:00	*	*	*	*	*	*	*	*	*	*	*	*	*	*	*	*	*	*	*	*	*	*	*	*	*
06/01/2018	14:00	*	*	*	*	*	*	*	*	*	*	*	*	*	*	*	*	*	*	*	*	*	*	*	*	*
06/01/2018	15:00	*	*	*	*	*	*	*	*	*	*	*	*	*	*	*	*	*	*	*	*	*	*	*	*	*
06/01/2018	16:00	*	*	*	*	*	*	*	*	*	*	*	*	*	*	*	*	*	*	*	*	*	*	*	*	*
06/01/2018	17:00	*	*	*	*	*	*	*	*	*	*	*	*	*	*	*	*	*	*	*	*	*	*	*	*	*
06/01/2018	18:00	*	*	*	*	*	*	*	*	*	*	*	*	*	*	*	*	*	*	*	*	*	*	*	*	*
06/01/2018	19:00	*	*	*	*	*	*	*	*	*	*	*	*	*	*	*	*	*	*	*	*	*	*	*	*	*
06/01/2018	20:00	*	*	*	*	*	*	*	*	*	*	*	*	*	*	*	*	*	*	*	*	*	*	*	*	*
06/01/2018	21:00	*	*	*	*	*	*	*	*	*	*	*	*	*	*	*	*	*	*	*	*	*	*	*	*	*
06/01/2018	22:00	*	*	*	*	*	*	*	*	*	*	*	*	*	*	*	*	*	*	*	*	*	*	*	*	*
06/01/2018	23:00	*	*	*	*	*	*	*	*	*	*	*	*	*	*	*	*	*	*	*	*	*	*	*	*	*
24 Hr Summary		0	0	0	0	0	0	0	0	0	0	0	0	0	0	0	0	0	0	0	0	0	0	*	*	*

Incoming Direction Histogram

Rectory Lane

from Thu-Dec-14-2017-01-00-PM to Tue-Jan-09-2018-10-59-AM

Date	Starting Hr:min	<15	15 to <20	20 to <25	25 to <30	30 to <35	35 to <40	40 to <45	45 to <50	50 to <55	55 to <60	60 to <65	65 to <70	70 to <75	75 to <80	80 to <85	85 to <90	90 to <95	95 to <100	100 to >105	Total Counts	85pct Speed	10mph Pace	% in pace	# of Speeders	% Speeders
07/01/2018	00:00	*	*	*	*	*	*	*	*	*	*	*	*	*	*	*	*	*	*	*	*	*	*	*	*	*
07/01/2018	01:00	*	*	*	*	*	*	*	*	*	*	*	*	*	*	*	*	*	*	*	*	*	*	*	*	*
07/01/2018	02:00	*	*	*	*	*	*	*	*	*	*	*	*	*	*	*	*	*	*	*	*	*	*	*	*	*
07/01/2018	03:00	*	*	*	*	*	*	*	*	*	*	*	*	*	*	*	*	*	*	*	*	*	*	*	*	*
07/01/2018	04:00	*	*	*	*	*	*	*	*	*	*	*	*	*	*	*	*	*	*	*	*	*	*	*	*	*
07/01/2018	05:00	*	*	*	*	*	*	*	*	*	*	*	*	*	*	*	*	*	*	*	*	*	*	*	*	*
07/01/2018	06:00	*	*	*	*	*	*	*	*	*	*	*	*	*	*	*	*	*	*	*	*	*	*	*	*	*
07/01/2018	07:00	*	*	*	*	*	*	*	*	*	*	*	*	*	*	*	*	*	*	*	*	*	*	*	*	*
07/01/2018	08:00	*	*	*	*	*	*	*	*	*	*	*	*	*	*	*	*	*	*	*	*	*	*	*	*	*
07/01/2018	09:00	*	*	*	*	*	*	*	*	*	*	*	*	*	*	*	*	*	*	*	*	*	*	*	*	*
07/01/2018	10:00	*	*	*	*	*	*	*	*	*	*	*	*	*	*	*	*	*	*	*	*	*	*	*	*	*
07/01/2018	11:00	*	*	*	*	*	*	*	*	*	*	*	*	*	*	*	*	*	*	*	*	*	*	*	*	*
07/01/2018	12:00	*	*	*	*	*	*	*	*	*	*	*	*	*	*	*	*	*	*	*	*	*	*	*	*	*
07/01/2018	13:00	*	*	*	*	*	*	*	*	*	*	*	*	*	*	*	*	*	*	*	*	*	*	*	*	*
07/01/2018	14:00	*	*	*	*	*	*	*	*	*	*	*	*	*	*	*	*	*	*	*	*	*	*	*	*	*
07/01/2018	15:00	*	*	*	*	*	*	*	*	*	*	*	*	*	*	*	*	*	*	*	*	*	*	*	*	*
07/01/2018	16:00	*	*	*	*	*	*	*	*	*	*	*	*	*	*	*	*	*	*	*	*	*	*	*	*	*
07/01/2018	17:00	*	*	*	*	*	*	*	*	*	*	*	*	*	*	*	*	*	*	*	*	*	*	*	*	*
07/01/2018	18:00	*	*	*	*	*	*	*	*	*	*	*	*	*	*	*	*	*	*	*	*	*	*	*	*	*
07/01/2018	19:00	*	*	*	*	*	*	*	*	*	*	*	*	*	*	*	*	*	*	*	*	*	*	*	*	*
07/01/2018	20:00	*	*	*	*	*	*	*	*	*	*	*	*	*	*	*	*	*	*	*	*	*	*	*	*	*
07/01/2018	21:00	*	*	*	*	*	*	*	*	*	*	*	*	*	*	*	*	*	*	*	*	*	*	*	*	*
07/01/2018	22:00	*	*	*	*	*	*	*	*	*	*	*	*	*	*	*	*	*	*	*	*	*	*	*	*	*
07/01/2018	23:00	*	*	*	*	*	*	*	*	*	*	*	*	*	*	*	*	*	*	*	*	*	*	*	*	*
24 Hr Summary		0	0	0	0	0	0	0	0	0	0	0	0	0	0	0	0	0	0	0	0	0	0	*	*	*

Incoming Direction Histogram

Rectory Lane

from Thu-Dec-14-2017-01-00-PM to Tue-Jan-09-2018-10-59-AM

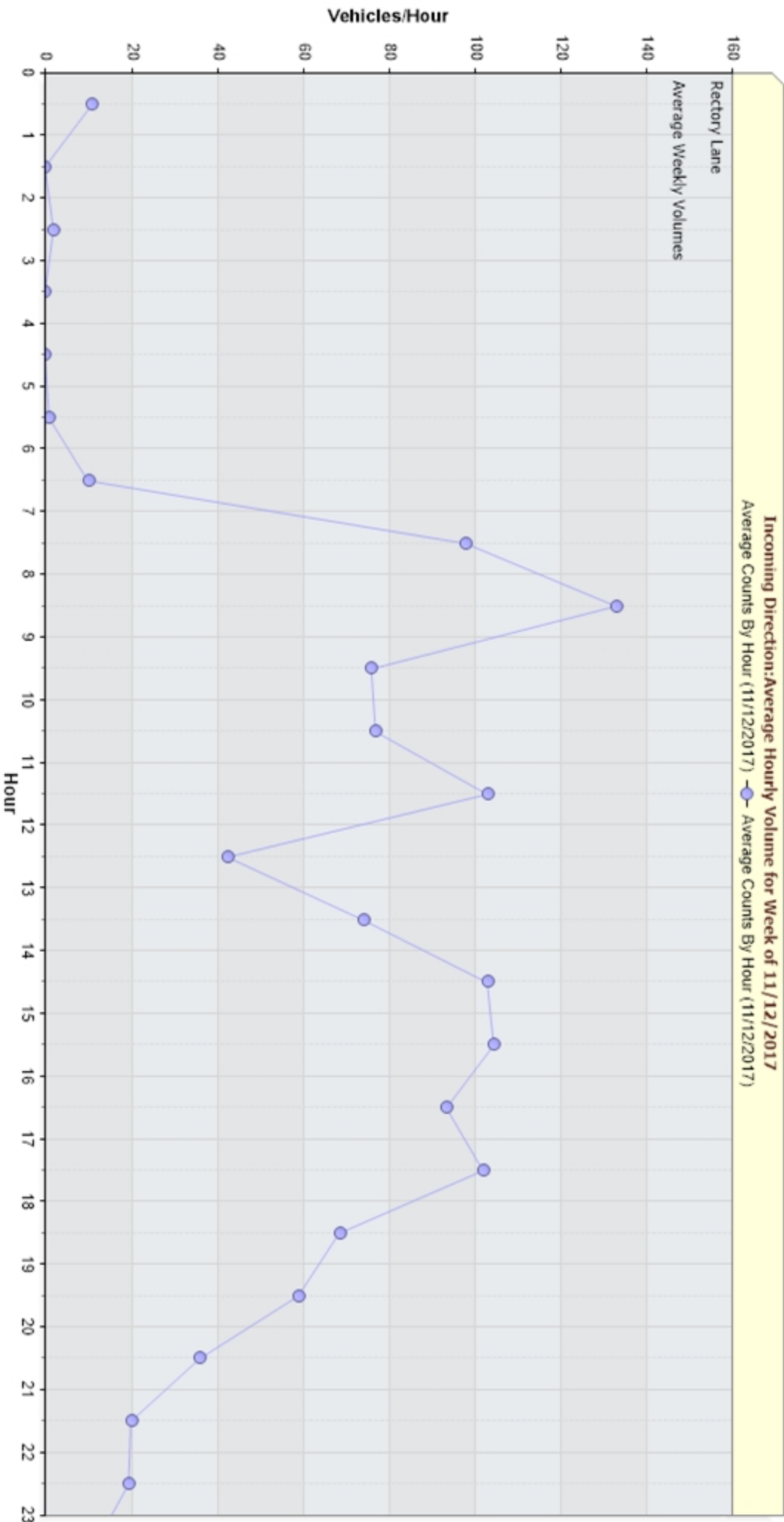
Date	Starting Hr:min	<15	15 to <20	20 to <25	25 to <30	30 to <35	35 to <40	40 to <45	45 to <50	50 to <55	55 to <60	60 to <65	65 to <70	70 to <75	75 to <80	80 to <85	85 to <90	90 to <95	95 to <100	100 to >105	Total Counts	85pct Speed	10mph Pace	% in pace	# of Speeders	% Speeders
08/01/2018	00:00	*	*	*	*	*	*	*	*	*	*	*	*	*	*	*	*	*	*	*	*	*	*	*	*	*
08/01/2018	01:00	*	*	*	*	*	*	*	*	*	*	*	*	*	*	*	*	*	*	*	*	*	*	*	*	*
08/01/2018	02:00	*	*	*	*	*	*	*	*	*	*	*	*	*	*	*	*	*	*	*	*	*	*	*	*	*
08/01/2018	03:00	*	*	*	*	*	*	*	*	*	*	*	*	*	*	*	*	*	*	*	*	*	*	*	*	*
08/01/2018	04:00	*	*	*	*	*	*	*	*	*	*	*	*	*	*	*	*	*	*	*	*	*	*	*	*	*
08/01/2018	05:00	*	*	*	*	*	*	*	*	*	*	*	*	*	*	*	*	*	*	*	*	*	*	*	*	*
08/01/2018	06:00	*	*	*	*	*	*	*	*	*	*	*	*	*	*	*	*	*	*	*	*	*	*	*	*	*
08/01/2018	07:00	*	*	*	*	*	*	*	*	*	*	*	*	*	*	*	*	*	*	*	*	*	*	*	*	*
08/01/2018	08:00	*	*	*	*	*	*	*	*	*	*	*	*	*	*	*	*	*	*	*	*	*	*	*	*	*
08/01/2018	09:00	*	*	*	*	*	*	*	*	*	*	*	*	*	*	*	*	*	*	*	*	*	*	*	*	*
08/01/2018	10:00	*	*	*	*	*	*	*	*	*	*	*	*	*	*	*	*	*	*	*	*	*	*	*	*	*
08/01/2018	11:00	*	*	*	*	*	*	*	*	*	*	*	*	*	*	*	*	*	*	*	*	*	*	*	*	*
08/01/2018	12:00	*	*	*	*	*	*	*	*	*	*	*	*	*	*	*	*	*	*	*	*	*	*	*	*	*
08/01/2018	13:00	*	*	*	*	*	*	*	*	*	*	*	*	*	*	*	*	*	*	*	*	*	*	*	*	*
08/01/2018	14:00	*	*	*	*	*	*	*	*	*	*	*	*	*	*	*	*	*	*	*	*	*	*	*	*	*
08/01/2018	15:00	*	*	*	*	*	*	*	*	*	*	*	*	*	*	*	*	*	*	*	*	*	*	*	*	*
08/01/2018	16:00	*	*	*	*	*	*	*	*	*	*	*	*	*	*	*	*	*	*	*	*	*	*	*	*	*
08/01/2018	17:00	*	*	*	*	*	*	*	*	*	*	*	*	*	*	*	*	*	*	*	*	*	*	*	*	*
08/01/2018	18:00	*	*	*	*	*	*	*	*	*	*	*	*	*	*	*	*	*	*	*	*	*	*	*	*	*
08/01/2018	19:00	*	*	*	*	*	*	*	*	*	*	*	*	*	*	*	*	*	*	*	*	*	*	*	*	*
08/01/2018	20:00	*	*	*	*	*	*	*	*	*	*	*	*	*	*	*	*	*	*	*	*	*	*	*	*	*
08/01/2018	21:00	*	*	*	*	*	*	*	*	*	*	*	*	*	*	*	*	*	*	*	*	*	*	*	*	*
08/01/2018	22:00	*	*	*	*	*	*	*	*	*	*	*	*	*	*	*	*	*	*	*	*	*	*	*	*	*
08/01/2018	23:00	*	*	*	*	*	*	*	*	*	*	*	*	*	*	*	*	*	*	*	*	*	*	*	*	*
24 Hr Summary		0	0	0	0	0	0	0	0	0	0	0	0	0	0	0	0	0	0	0	0	0	0	*	*	*

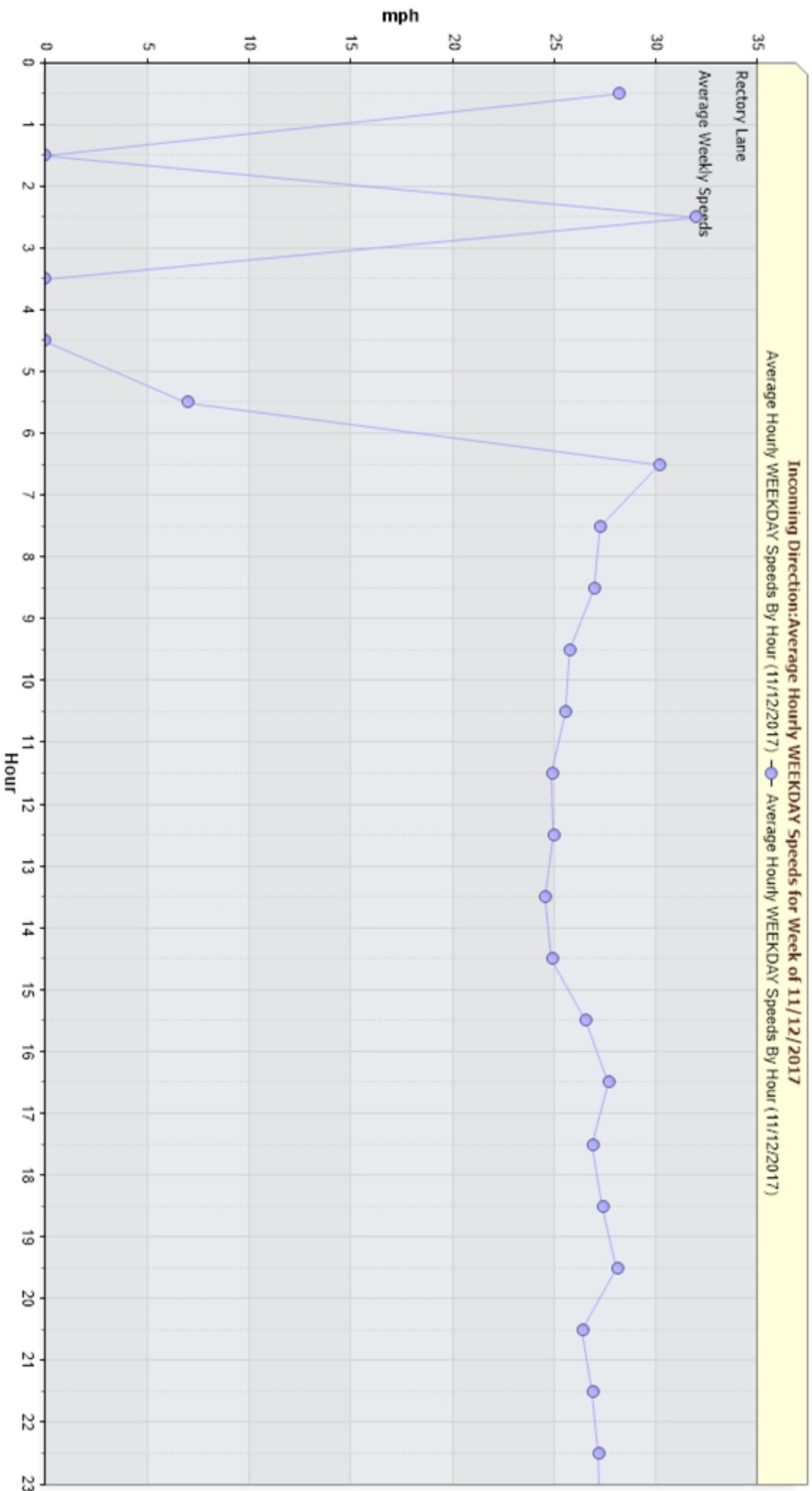
Incoming Direction Histogram

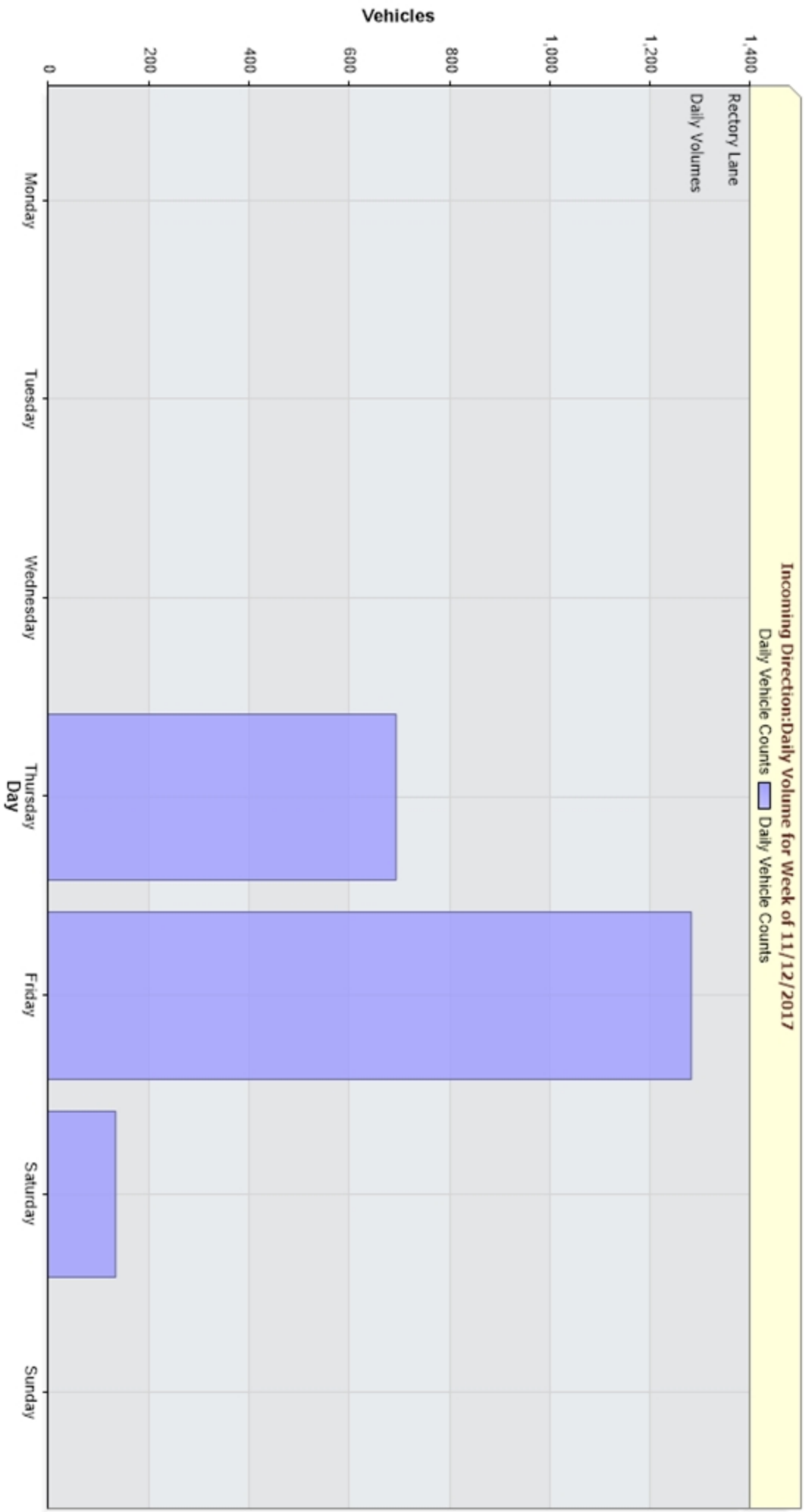
Rectory Lane

from Thu-Dec-14-2017-01-00-PM to Tue-Jan-09-2018-10-59-AM

Date	Starting Hr:min	<15	15 to <20	20 to <25	25 to <30	30 to <35	35 to <40	40 to <45	45 to <50	50 to <55	55 to <60	60 to <65	65 to <70	70 to <75	75 to <80	80 to <85	85 to <90	90 to <95	95 to <100	100 to >105	Total Counts	85pct Speed	10mph Pace	% in pace	# of Speeders	% Speeders	
09/01/2018	00:00	*	*	*	*	*	*	*	*	*	*	*	*	*	*	*	*	*	*	*	*	*	*	*	*	*	
09/01/2018	01:00	*	*	*	*	*	*	*	*	*	*	*	*	*	*	*	*	*	*	*	*	*	*	*	*	*	
09/01/2018	02:00	*	*	*	*	*	*	*	*	*	*	*	*	*	*	*	*	*	*	*	*	*	*	*	*	*	
09/01/2018	03:00	*	*	*	*	*	*	*	*	*	*	*	*	*	*	*	*	*	*	*	*	*	*	*	*	*	
09/01/2018	04:00	*	*	*	*	*	*	*	*	*	*	*	*	*	*	*	*	*	*	*	*	*	*	*	*	*	
09/01/2018	05:00	*	*	*	*	*	*	*	*	*	*	*	*	*	*	*	*	*	*	*	*	*	*	*	*	*	
09/01/2018	06:00	*	*	*	*	*	*	*	*	*	*	*	*	*	*	*	*	*	*	*	*	*	*	*	*	*	
09/01/2018	07:00	*	*	*	*	*	*	*	*	*	*	*	*	*	*	*	*	*	*	*	*	*	*	*	*	*	
09/01/2018	08:00	*	*	*	*	*	*	*	*	*	*	*	*	*	*	*	*	*	*	*	*	*	*	*	*	*	
09/01/2018	09:00	*	*	*	*	*	*	*	*	*	*	*	*	*	*	*	*	*	*	*	*	*	*	*	*	*	
09/01/2018	10:00	0	0	0	0	0	0	0	0	0	0	0	0	0	0	0	0	0	0	0	0	0	0	*	*	*	
09/01/2018	11:00	*	*	*	*	*	*	*	*	*	*	*	*	*	*	*	*	*	*	*	*	*	*	*	*	*	*
09/01/2018	12:00	*	*	*	*	*	*	*	*	*	*	*	*	*	*	*	*	*	*	*	*	*	*	*	*	*	
09/01/2018	13:00	*	*	*	*	*	*	*	*	*	*	*	*	*	*	*	*	*	*	*	*	*	*	*	*	*	
09/01/2018	14:00	*	*	*	*	*	*	*	*	*	*	*	*	*	*	*	*	*	*	*	*	*	*	*	*	*	
09/01/2018	15:00	*	*	*	*	*	*	*	*	*	*	*	*	*	*	*	*	*	*	*	*	*	*	*	*	*	
09/01/2018	16:00	*	*	*	*	*	*	*	*	*	*	*	*	*	*	*	*	*	*	*	*	*	*	*	*	*	
09/01/2018	17:00	*	*	*	*	*	*	*	*	*	*	*	*	*	*	*	*	*	*	*	*	*	*	*	*	*	
09/01/2018	18:00	*	*	*	*	*	*	*	*	*	*	*	*	*	*	*	*	*	*	*	*	*	*	*	*	*	
09/01/2018	19:00	*	*	*	*	*	*	*	*	*	*	*	*	*	*	*	*	*	*	*	*	*	*	*	*	*	
09/01/2018	20:00	*	*	*	*	*	*	*	*	*	*	*	*	*	*	*	*	*	*	*	*	*	*	*	*	*	
09/01/2018	21:00	*	*	*	*	*	*	*	*	*	*	*	*	*	*	*	*	*	*	*	*	*	*	*	*	*	
09/01/2018	22:00	*	*	*	*	*	*	*	*	*	*	*	*	*	*	*	*	*	*	*	*	*	*	*	*	*	
09/01/2018	23:00	*	*	*	*	*	*	*	*	*	*	*	*	*	*	*	*	*	*	*	*	*	*	*	*	*	
24 Hr Summary		0	0	0	0	0	0	0	0	0	0	0	0	0	0	0	0	0	0	0	0	0	0	*	*	*	







Rectory Lane
Daily Volumes

Vehicles

1,400

1,200

1,000

800

600

400

200

0

Monday

Tuesday

Wednesday

Thursday
Day

Friday

Saturday

Sunday