

For Project: Norwich Road
 Project Notes:
 Location/Name: Incoming Direction
 Report Generated: 24/09/2021 10:25
 Speed Intervals: 5 MPH
 Time Intervals: Instant
 Traffic Report From: 06/02/2020 12:00:00 through 04/03/2020 14:59:59
 85th Percentile Speed: 29.1 MPH
 85th Percentile Vehicles: 187379
 Max Speed: 75 MPH on 25/02/2020 00:00:00
 Total Vehicles: 220446
 AADT: 8127

Volumes - weekly counts

Time	5 Day	7 Day
Average Daily	8486	7872
AM Peak 07:00	890	692
PM Peak 04:00	607	549

Speed

Speed Limit: 30
 85th Percentile Speed: 29.1
 Average Speed: 24.69

	Monday	Tuesday	Wednesday	Thursday	Friday	Saturday	Sunday
Count over limit	2024	1997	1813	1577	2045	2671	2655
% over limit	6.0	5.6	5.6	4.9	5.6	9.2	12.3
Avg Speeder	33.1	33.1	33.1	33.2	33.2	33.3	33.3

Day/Time Ending	85th pctl (MPH)	85th pctl cnts	Total Cnts	Max Speed	Avg Speeder	% Speeders
06/02/2020 01:00:00 PM	29.0	419	493	40	32.7	4.9%
06/02/2020 02:00:00 PM	27.5	421	495	35	32.5	2.4%
06/02/2020 03:00:00 PM	28.7	404	475	35	32.5	5.1%
06/02/2020 04:00:00 PM	28.7	459	540	40	32.9	5.2%
06/02/2020 05:00:00 PM	28.4	544	640	35	32.5	3.4%
06/02/2020 06:00:00 PM	28.1	519	611	35	32.5	2.1%
06/02/2020 07:00:00 PM	28.8	440	518	40	33.1	3.5%
06/02/2020 08:00:00 PM	29.6	273	321	40	32.7	10.0%
06/02/2020 09:00:00 PM	30.0	174	205	45	33.5	15.1%
06/02/2020 10:00:00 PM	29.6	157	185	40	33.3	10.8%
06/02/2020 11:00:00 PM	30.0	90	106	50	35.0	15.1%
07/02/2020 12:00:00 AM	35.0	21	25	40	35.4	28.0%
07/02/2020 01:00:00 AM	36.7	17	20	55	39.5	25.0%
07/02/2020 02:00:00 AM	35.0	7	8	40	33.8	50.0%
07/02/2020 03:00:00 AM	35.0	14	16	45	35.0	37.5%
07/02/2020 04:00:00 AM	29.3	9	11	45	42.5	9.1%
07/02/2020 05:00:00 AM	29.6	32	38	35	32.5	10.5%
07/02/2020 06:00:00 AM	31.8	88	103	45	34.3	19.4%
07/02/2020 07:00:00 AM	29.5	270	318	45	33.0	8.8%
07/02/2020 08:00:00 AM	26.6	767	902	45	33.8	0.9%
07/02/2020 09:00:00 AM	27.7	688	809	40	32.8	2.5%
07/02/2020 10:00:00 AM	28.9	673	792	40	32.7	3.9%
07/02/2020 11:00:00 AM	28.7	610	718	45	33.1	4.5%
07/02/2020 12:00:00 PM	29.3	465	547	45	32.9	7.7%
07/02/2020 01:00:00 PM	29.2	558	656	40	32.6	6.4%
07/02/2020 02:00:00 PM	29.2	494	581	35	32.5	6.5%
07/02/2020 03:00:00 PM	28.9	499	587	40	32.9	4.8%
07/02/2020 04:00:00 PM	28.5	558	656	40	32.7	4.6%
07/02/2020 05:00:00 PM	28.8	541	636	35	32.5	4.2%
07/02/2020 06:00:00 PM	28.2	503	592	40	33.0	3.2%
07/02/2020 07:00:00 PM	29.0	417	491	45	33.7	5.3%
07/02/2020 08:00:00 PM	29.9	245	288	50	33.7	13.5%
07/02/2020 09:00:00 PM	30.0	156	184	40	32.7	15.2%
07/02/2020 10:00:00 PM	30.0	129	152	45	33.4	15.1%
07/02/2020 11:00:00 PM	29.7	92	108	40	33.9	10.2%
08/02/2020 12:00:00 AM	34.2	48	57	40	34.3	33.3%
08/02/2020 01:00:00 AM	30.0	27	32	35	32.5	15.6%
08/02/2020 02:00:00 AM	37.5	16	19	50	36.9	42.1%
08/02/2020 03:00:00 AM	35.0	8	10	40	35.8	30.0%
08/02/2020 04:00:00 AM	34.2	16	19	45	34.4	42.1%
08/02/2020 05:00:00 AM	35.0	26	30	45	35.0	33.3%
08/02/2020 06:00:00 AM	33.6	32	38	45	35.2	28.9%
08/02/2020 07:00:00 AM	32.1	114	134	50	33.6	23.9%
08/02/2020 08:00:00 AM	29.6	223	262	40	33.2	10.3%
08/02/2020 09:00:00 AM	29.2	456	536	40	32.6	6.9%
08/02/2020 10:00:00 AM	28.7	616	725	45	33.8	3.3%
08/02/2020 11:00:00 AM	28.8	605	712	45	33.2	4.1%
08/02/2020 12:00:00 PM	28.8	609	717	40	33.1	4.3%
08/02/2020 01:00:00 PM	29.1	526	619	45	33.6	6.0%

08/02/2020 02:00:00 PM	29.3	491	578	40	32.9	6.9%
08/02/2020 03:00:00 PM	29.3	410	482	40	32.8	7.3%
08/02/2020 04:00:00 PM	29.8	372	438	40	32.6	12.8%
08/02/2020 05:00:00 PM	29.5	383	451	40	32.7	9.1%
08/02/2020 06:00:00 PM	29.4	354	416	40	32.6	8.4%
08/02/2020 07:00:00 PM	29.3	303	356	45	33.5	7.3%
08/02/2020 08:00:00 PM	29.7	233	274	50	33.3	11.7%
08/02/2020 09:00:00 PM	31.3	177	208	45	33.4	19.2%
08/02/2020 10:00:00 PM	30.0	135	159	40	33.3	15.1%
08/02/2020 11:00:00 PM	31.0	95	112	45	34.0	17.9%
09/02/2020 12:00:00 AM	33.1	77	91	45	34.5	27.5%
09/02/2020 01:00:00 AM	34.2	48	56	50	35.0	32.1%
09/02/2020 02:00:00 AM	34.7	44	52	45	34.4	46.2%
09/02/2020 03:00:00 AM	35.0	18	21	40	35.0	28.6%
09/02/2020 04:00:00 AM	40.0	14	16	45	36.7	37.5%
09/02/2020 05:00:00 AM	36.7	21	25	50	36.1	44.0%
09/02/2020 06:00:00 AM	32.5	21	25	35	32.5	32.0%
09/02/2020 07:00:00 AM	33.3	60	71	45	35.4	23.9%
09/02/2020 08:00:00 AM	31.7	82	97	45	34.3	20.6%
09/02/2020 09:00:00 AM	31.2	124	146	45	33.4	19.2%
09/02/2020 10:00:00 AM	29.7	315	371	45	33.1	11.9%
09/02/2020 11:00:00 AM	29.8	408	480	40	32.8	12.5%
09/02/2020 12:00:00 PM	29.5	373	439	45	33.0	9.8%
09/02/2020 01:00:00 PM	29.9	376	442	40	32.6	14.0%
09/02/2020 02:00:00 PM	30.2	307	361	40	32.8	15.5%
09/02/2020 03:00:00 PM	30.2	266	313	45	32.9	15.7%
09/02/2020 04:00:00 PM	30.6	217	255	40	32.8	16.9%
09/02/2020 05:00:00 PM	31.3	223	262	45	33.3	19.1%
09/02/2020 06:00:00 PM	29.6	232	273	40	33.2	10.3%
09/02/2020 07:00:00 PM	29.5	196	231	40	33.0	9.1%
09/02/2020 08:00:00 PM	30.0	142	167	40	32.9	14.4%
09/02/2020 09:00:00 PM	30.9	111	131	45	33.3	18.3%
09/02/2020 10:00:00 PM	33.5	60	70	40	33.6	31.4%
09/02/2020 11:00:00 PM	33.0	34	40	50	34.6	30.0%
10/02/2020 12:00:00 AM	31.0	23	27	35	32.5	18.5%
10/02/2020 01:00:00 AM	32.5	5	6	35	32.5	33.3%
10/02/2020 02:00:00 AM	30.0	5	6	35	32.5	16.7%
10/02/2020 03:00:00 AM	35.0	4	5	45	37.5	40.0%
10/02/2020 04:00:00 AM	30.0	14	17	35	32.5	17.6%
10/02/2020 05:00:00 AM	35.0	31	36	50	35.2	36.1%
10/02/2020 06:00:00 AM	32.6	105	124	45	33.2	28.2%
10/02/2020 07:00:00 AM	29.3	355	418	45	33.6	7.4%
10/02/2020 08:00:00 AM	26.8	775	912	40	32.8	1.6%
10/02/2020 09:00:00 AM	28.0	750	882	35	32.5	2.8%
10/02/2020 10:00:00 AM	29.1	552	650	35	32.5	5.2%
10/02/2020 11:00:00 AM	29.0	525	618	35	32.5	4.5%
10/02/2020 12:00:00 PM	29.3	416	489	40	32.8	7.2%
10/02/2020 01:00:00 PM	28.8	405	476	40	33.7	4.4%
10/02/2020 02:00:00 PM	29.5	415	488	45	33.0	9.0%
10/02/2020 03:00:00 PM	29.2	394	464	40	32.8	7.3%

10/02/2020 04:00:00 PM	28.4	478	562	40	33.2	5.0%
10/02/2020 05:00:00 PM	27.7	489	575	40	32.9	2.3%
10/02/2020 06:00:00 PM	28.9	451	531	40	33.1	4.5%
10/02/2020 07:00:00 PM	28.7	360	424	45	33.6	4.5%
10/02/2020 08:00:00 PM	29.5	211	248	45	33.3	9.7%
10/02/2020 09:00:00 PM	29.8	105	124	40	33.4	12.9%
10/02/2020 10:00:00 PM	29.6	124	146	45	33.8	10.3%
10/02/2020 11:00:00 PM	31.2	62	73	40	33.2	19.2%
11/02/2020 12:00:00 AM	34.0	36	42	45	35.5	23.8%
11/02/2020 01:00:00 AM	33.3	11	13	40	33.8	30.8%
11/02/2020 02:00:00 AM	30.0	4	5	35	32.5	20.0%
11/02/2020 03:00:00 AM	35.0	5	6	40	33.8	66.7%
11/02/2020 04:00:00 AM	29.6	14	16	35	32.5	6.3%
11/02/2020 05:00:00 AM	33.3	36	42	45	35.0	23.8%
11/02/2020 06:00:00 AM	31.6	89	105	40	33.2	21.0%
11/02/2020 07:00:00 AM	29.3	373	439	50	33.5	7.1%
11/02/2020 08:00:00 AM	26.0	817	961	35	32.5	0.5%
11/02/2020 09:00:00 AM	27.7	770	906	40	32.7	3.2%
11/02/2020 10:00:00 AM	28.6	638	751	40	32.7	3.3%
11/02/2020 11:00:00 AM	29.0	525	618	40	33.1	5.2%
11/02/2020 12:00:00 PM	29.2	484	570	40	32.6	6.5%
11/02/2020 01:00:00 PM	29.2	411	484	40	32.7	6.6%
11/02/2020 02:00:00 PM	29.1	431	507	40	33.2	5.3%
11/02/2020 03:00:00 PM	29.0	438	515	40	32.7	4.9%
11/02/2020 04:00:00 PM	28.4	479	564	40	33.0	3.5%
11/02/2020 05:00:00 PM	28.1	543	639	35	32.5	2.5%
11/02/2020 06:00:00 PM	28.3	504	593	35	32.5	3.0%
11/02/2020 07:00:00 PM	28.8	422	497	40	32.8	3.2%
11/02/2020 08:00:00 PM	29.4	259	305	35	32.5	8.2%
11/02/2020 09:00:00 PM	29.9	147	173	40	32.7	14.5%
11/02/2020 10:00:00 PM	30.0	122	143	40	32.7	14.7%
11/02/2020 11:00:00 PM	32.5	61	72	45	33.0	29.2%
12/02/2020 12:00:00 AM	31.4	31	37	40	33.1	21.6%
12/02/2020 01:00:00 AM	31.7	15	18	40	33.8	22.2%
12/02/2020 02:00:00 AM	35.0	12	14	40	34.5	35.7%
12/02/2020 03:00:00 AM	35.0	8	9	45	37.5	22.2%
12/02/2020 04:00:00 AM	29.2	11	13	35	32.5	7.7%
12/02/2020 05:00:00 AM	30.0	32	38	35	32.5	15.8%
12/02/2020 06:00:00 AM	31.9	101	119	40	33.5	21.8%
12/02/2020 07:00:00 AM	29.5	366	431	40	33.3	9.0%
12/02/2020 08:00:00 AM	27.1	788	927	35	32.5	1.2%
12/02/2020 09:00:00 AM	27.3	745	876	50	34.6	1.9%
12/02/2020 10:00:00 AM	29.1	590	694	40	32.6	7.3%
12/02/2020 11:00:00 AM	29.2	520	612	40	32.6	7.8%
12/02/2020 12:00:00 PM	29.0	519	611	40	32.7	4.7%
12/02/2020 01:00:00 PM	29.3	410	482	45	33.7	7.7%
12/02/2020 02:00:00 PM	29.2	462	543	40	32.8	6.6%
12/02/2020 03:00:00 PM	29.0	440	518	40	32.8	6.0%
12/02/2020 04:00:00 PM	28.3	485	571	35	32.5	3.0%
12/02/2020 05:00:00 PM	28.5	558	656	40	32.8	3.0%

12/02/2020 06:00:00 PM	27.3	547	643	35	32.5	1.1%
12/02/2020 07:00:00 PM	28.9	438	515	40	32.9	5.2%
12/02/2020 08:00:00 PM	29.4	242	285	40	33.3	8.4%
12/02/2020 09:00:00 PM	29.7	181	213	45	33.7	12.2%
12/02/2020 10:00:00 PM	30.7	128	151	40	33.3	17.2%
12/02/2020 11:00:00 PM	30.4	76	89	50	34.3	15.7%
13/02/2020 12:00:00 AM	30.8	34	40	50	34.6	17.5%
13/02/2020 01:00:00 AM	33.9	16	19	40	33.0	52.6%
13/02/2020 02:00:00 AM	35.0	8	10	45	39.2	30.0%
13/02/2020 03:00:00 AM	32.5	16	19	40	35.0	21.1%
13/02/2020 04:00:00 AM	29.2	8	10	35	32.5	10.0%
13/02/2020 05:00:00 AM	14.6	201	237	35	32.5	1.7%
13/02/2020 06:00:00 AM	28.3	204	240	40	33.8	9.6%
13/02/2020 07:00:00 AM	27.3	501	589	35	32.5	4.1%
13/02/2020 08:00:00 AM	25.7	774	910	35	32.5	1.0%
13/02/2020 09:00:00 AM	26.6	773	909	40	32.9	1.3%
13/02/2020 10:00:00 AM	28.9	597	702	40	32.8	4.6%
13/02/2020 11:00:00 AM	28.5	514	605	50	33.4	3.8%
13/02/2020 12:00:00 PM	29.0	502	591	40	33.1	4.4%
13/02/2020 01:00:00 PM	29.0	456	536	35	32.5	5.0%
13/02/2020 02:00:00 PM	29.2	462	544	45	33.3	5.7%
13/02/2020 03:00:00 PM	29.1	450	530	40	32.6	6.4%
13/02/2020 04:00:00 PM	27.8	554	652	35	32.5	2.5%
13/02/2020 05:00:00 PM	28.5	569	669	40	33.0	2.8%
13/02/2020 06:00:00 PM	28.2	518	609	45	33.8	2.6%
13/02/2020 07:00:00 PM	29.0	440	518	40	32.7	4.8%
13/02/2020 08:00:00 PM	29.6	259	305	40	33.1	10.8%
13/02/2020 09:00:00 PM	29.6	165	194	40	32.8	10.3%
13/02/2020 10:00:00 PM	29.8	111	131	45	34.0	13.0%
13/02/2020 11:00:00 PM	31.7	96	113	45	33.8	20.4%
14/02/2020 12:00:00 AM	29.7	38	45	35	32.5	11.1%
14/02/2020 01:00:00 AM	35.0	22	26	45	36.1	26.9%
14/02/2020 02:00:00 AM	35.0	7	8	40	35.0	25.0%
14/02/2020 03:00:00 AM	35.0	11	13	50	39.2	23.1%
14/02/2020 04:00:00 AM	35.0	12	14	45	36.3	28.6%
14/02/2020 05:00:00 AM	34.0	25	29	40	34.4	27.6%
14/02/2020 06:00:00 AM	32.5	87	102	40	33.1	26.5%
14/02/2020 07:00:00 AM	29.7	325	382	45	33.3	11.5%
14/02/2020 08:00:00 AM	27.5	733	862	40	32.8	2.3%
14/02/2020 09:00:00 AM	28.5	660	776	40	32.6	4.4%
14/02/2020 10:00:00 AM	28.9	589	693	35	32.5	4.6%
14/02/2020 11:00:00 AM	28.8	554	652	40	32.7	3.7%
14/02/2020 12:00:00 PM	29.0	518	609	40	32.6	5.6%
14/02/2020 01:00:00 PM	29.2	495	582	40	32.9	6.2%
14/02/2020 02:00:00 PM	29.1	450	530	35	32.5	6.0%
14/02/2020 03:00:00 PM	29.0	533	627	40	32.6	6.2%
14/02/2020 04:00:00 PM	27.9	502	590	40	32.8	2.9%
14/02/2020 05:00:00 PM	28.8	552	649	45	33.2	4.2%
14/02/2020 06:00:00 PM	28.3	579	681	50	34.9	2.5%
14/02/2020 07:00:00 PM	29.1	434	510	40	33.3	6.5%

14/02/2020 08:00:00 PM	29.2	250	294	40	33.1	5.8%
14/02/2020 09:00:00 PM	29.8	161	189	40	33.1	12.7%
14/02/2020 10:00:00 PM	29.7	133	157	45	33.6	12.1%
14/02/2020 11:00:00 PM	29.8	97	114	35	32.5	13.2%
15/02/2020 12:00:00 AM	34.2	53	62	45	34.8	32.3%
15/02/2020 01:00:00 AM	35.0	39	46	45	36.7	26.1%
15/02/2020 02:00:00 AM	38.3	14	16	45	36.1	43.8%
15/02/2020 03:00:00 AM	35.0	20	24	40	34.3	45.8%
15/02/2020 04:00:00 AM	34.0	19	22	40	33.9	31.8%
15/02/2020 05:00:00 AM	32.0	14	17	35	32.5	29.4%
15/02/2020 06:00:00 AM	33.0	31	36	40	33.0	30.6%
15/02/2020 07:00:00 AM	32.4	105	124	40	33.3	25.8%
15/02/2020 08:00:00 AM	30.6	241	283	45	33.5	16.6%
15/02/2020 09:00:00 AM	29.5	369	434	45	33.1	9.4%
15/02/2020 10:00:00 AM	28.8	562	661	40	32.9	3.9%
15/02/2020 11:00:00 AM	28.7	608	715	35	32.5	3.1%
15/02/2020 12:00:00 PM	28.9	533	627	40	32.7	4.3%
15/02/2020 01:00:00 PM	29.3	496	583	40	32.6	7.9%
15/02/2020 02:00:00 PM	29.3	503	592	40	32.9	7.1%
15/02/2020 03:00:00 PM	29.1	464	546	40	32.8	5.7%
15/02/2020 04:00:00 PM	29.4	429	505	50	33.5	8.3%
15/02/2020 05:00:00 PM	29.2	490	576	40	32.6	6.6%
15/02/2020 06:00:00 PM	29.8	267	314	45	32.9	13.1%
15/02/2020 07:00:00 PM	30.1	261	307	50	33.5	15.3%
15/02/2020 08:00:00 PM	31.1	214	252	45	33.6	18.3%
15/02/2020 09:00:00 PM	31.5	153	180	45	33.3	20.6%
15/02/2020 10:00:00 PM	30.3	107	126	40	33.3	15.9%
15/02/2020 11:00:00 PM	31.1	89	105	40	33.0	19.0%
16/02/2020 12:00:00 AM	31.1	90	106	40	33.0	18.9%
16/02/2020 01:00:00 AM	33.6	42	50	50	35.3	32.0%
16/02/2020 02:00:00 AM	36.2	25	29	45	35.5	34.5%
16/02/2020 03:00:00 AM	33.8	31	37	45	34.6	32.4%
16/02/2020 04:00:00 AM	36.2	21	25	45	35.0	48.0%
16/02/2020 05:00:00 AM	37.5	22	26	45	36.1	42.3%
16/02/2020 06:00:00 AM	35.0	20	23	55	36.3	34.8%
16/02/2020 07:00:00 AM	33.2	60	70	45	34.3	27.1%
16/02/2020 08:00:00 AM	33.8	80	94	50	34.4	34.0%
16/02/2020 09:00:00 AM	32.6	132	155	40	33.5	25.2%
16/02/2020 10:00:00 AM	29.5	342	402	40	32.8	9.0%
16/02/2020 11:00:00 AM	29.3	487	573	40	32.8	6.5%
16/02/2020 12:00:00 PM	29.5	475	559	40	33.0	9.3%
16/02/2020 01:00:00 PM	29.5	430	506	40	32.9	9.7%
16/02/2020 02:00:00 PM	29.8	366	431	40	32.8	12.3%
16/02/2020 03:00:00 PM	29.7	340	400	45	33.3	11.3%
16/02/2020 04:00:00 PM	29.7	334	393	45	33.2	10.9%
16/02/2020 05:00:00 PM	29.5	289	340	40	32.6	10.0%
16/02/2020 06:00:00 PM	29.6	250	294	40	33.1	10.5%
16/02/2020 07:00:00 PM	29.8	228	268	40	32.8	12.7%
16/02/2020 08:00:00 PM	29.5	153	180	50	34.3	9.4%
16/02/2020 09:00:00 PM	32.5	105	123	45	33.7	24.4%

16/02/2020 10:00:00 PM	31.8	91	107	45	33.9	20.6%
16/02/2020 11:00:00 PM	31.7	55	65	45	34.4	20.0%
17/02/2020 12:00:00 AM	30.0	26	30	35	32.5	13.3%
17/02/2020 01:00:00 AM	32.5	11	13	35	32.5	30.8%
17/02/2020 02:00:00 AM	32.5	6	7	35	32.5	28.6%
17/02/2020 03:00:00 AM	35.0	8	10	40	34.5	50.0%
17/02/2020 04:00:00 AM	32.5	14	17	40	33.5	29.4%
17/02/2020 05:00:00 AM	31.4	32	38	50	34.4	21.1%
17/02/2020 06:00:00 AM	31.0	114	134	40	33.1	17.9%
17/02/2020 07:00:00 AM	29.4	354	417	40	33.3	9.4%
17/02/2020 08:00:00 AM	28.9	717	843	40	32.6	5.0%
17/02/2020 09:00:00 AM	29.2	643	756	45	32.7	6.9%
17/02/2020 10:00:00 AM	29.1	579	681	35	32.5	5.1%
17/02/2020 11:00:00 AM	28.8	586	690	35	32.5	3.5%
17/02/2020 12:00:00 PM	28.9	578	680	40	32.7	4.1%
17/02/2020 01:00:00 PM	29.3	464	546	40	32.6	6.8%
17/02/2020 02:00:00 PM	29.3	450	530	40	32.7	8.1%
17/02/2020 03:00:00 PM	29.1	466	548	40	32.8	6.8%
17/02/2020 04:00:00 PM	29.3	426	501	40	32.6	7.4%
17/02/2020 05:00:00 PM	29.0	505	594	40	32.7	5.1%
17/02/2020 06:00:00 PM	28.8	499	587	40	32.9	4.3%
17/02/2020 07:00:00 PM	29.2	364	428	40	33.1	6.1%
17/02/2020 08:00:00 PM	29.5	226	266	60	33.5	9.0%
17/02/2020 09:00:00 PM	30.7	155	182	40	33.0	17.0%
17/02/2020 10:00:00 PM	32.7	84	99	50	35.8	21.2%
17/02/2020 11:00:00 PM	29.5	73	86	45	35.4	8.1%
18/02/2020 12:00:00 AM	34.3	31	36	50	36.1	30.6%
18/02/2020 01:00:00 AM	33.3	11	13	60	38.8	30.8%
18/02/2020 02:00:00 AM	35.0	3	3	35	32.5	33.3%
18/02/2020 03:00:00 AM	29.4	8	10	35	32.5	10.0%
18/02/2020 04:00:00 AM	31.7	22	26	45	35.5	19.2%
18/02/2020 05:00:00 AM	31.4	36	42	40	33.1	19.0%
18/02/2020 06:00:00 AM	30.8	100	118	45	34.5	16.9%
18/02/2020 07:00:00 AM	29.6	345	406	45	33.1	10.8%
18/02/2020 08:00:00 AM	28.6	798	939	35	32.5	3.3%
18/02/2020 09:00:00 AM	29.1	653	768	40	32.8	5.9%
18/02/2020 10:00:00 AM	28.9	623	733	40	33.1	4.9%
18/02/2020 11:00:00 AM	28.8	628	739	35	32.5	3.5%
18/02/2020 12:00:00 PM	29.0	494	581	40	32.9	4.6%
18/02/2020 01:00:00 PM	29.2	464	546	45	32.8	6.0%
18/02/2020 02:00:00 PM	28.9	471	554	40	32.7	4.3%
18/02/2020 03:00:00 PM	29.3	423	498	45	33.4	7.6%
18/02/2020 04:00:00 PM	29.2	500	588	35	32.5	6.3%
18/02/2020 05:00:00 PM	28.9	496	583	40	32.7	5.0%
18/02/2020 06:00:00 PM	28.7	486	572	40	32.9	4.0%
18/02/2020 07:00:00 PM	28.9	395	465	40	32.8	4.3%
18/02/2020 08:00:00 PM	29.5	225	265	35	32.5	9.8%
18/02/2020 09:00:00 PM	29.6	167	197	40	32.7	11.2%
18/02/2020 10:00:00 PM	30.3	105	124	70	35.3	16.1%
18/02/2020 11:00:00 PM	30.4	92	108	45	34.3	15.7%

19/02/2020 12:00:00 AM	31.2	34	40	35	32.5	20.0%
19/02/2020 01:00:00 AM	35.0	11	13	50	35.8	46.2%
19/02/2020 02:00:00 AM	32.5	13	15	50	37.5	20.0%
19/02/2020 03:00:00 AM	30.0	7	8	40	37.5	12.5%
19/02/2020 04:00:00 AM	32.5	13	15	40	34.2	20.0%
19/02/2020 05:00:00 AM	30.0	28	33	45	35.5	15.2%
19/02/2020 06:00:00 AM	31.3	91	107	45	33.2	19.6%
19/02/2020 07:00:00 AM	30.7	313	368	50	33.5	17.1%
19/02/2020 08:00:00 AM	28.6	747	879	40	32.7	3.4%
19/02/2020 09:00:00 AM	29.0	654	769	40	32.6	5.9%
19/02/2020 10:00:00 AM	28.8	622	732	40	32.8	4.2%
19/02/2020 11:00:00 AM	28.9	575	677	40	32.9	3.8%
19/02/2020 12:00:00 PM	29.0	534	628	35	32.5	6.2%
19/02/2020 01:00:00 PM	29.1	479	564	40	32.8	5.9%
19/02/2020 02:00:00 PM	29.1	484	569	40	32.6	6.3%
19/02/2020 03:00:00 PM	29.0	502	591	35	32.5	5.4%
19/02/2020 04:00:00 PM	29.0	503	592	65	33.7	4.9%
19/02/2020 05:00:00 PM	29.2	472	555	40	32.9	7.0%
19/02/2020 06:00:00 PM	28.7	499	587	35	32.5	4.1%
19/02/2020 07:00:00 PM	28.2	420	494	40	33.1	3.2%
19/02/2020 08:00:00 PM	29.3	269	317	40	32.7	8.2%
19/02/2020 09:00:00 PM	29.8	133	157	45	33.2	13.4%
19/02/2020 10:00:00 PM	29.8	118	139	50	34.2	12.9%
19/02/2020 11:00:00 PM	30.0	71	83	55	35.4	14.5%
20/02/2020 12:00:00 AM	30.0	36	42	45	35.8	14.3%
20/02/2020 01:00:00 AM	33.8	14	16	40	33.5	31.3%
20/02/2020 02:00:00 AM	33.8	11	13	40	33.5	38.5%
20/02/2020 03:00:00 AM	30.0	13	15	40	35.0	13.3%
20/02/2020 04:00:00 AM	31.2	15	18	35	32.5	22.2%
20/02/2020 05:00:00 AM	32.0	40	47	50	36.9	19.1%
20/02/2020 06:00:00 AM	31.6	105	124	45	33.9	20.2%
20/02/2020 07:00:00 AM	29.9	318	374	50	33.3	13.6%
20/02/2020 08:00:00 AM	28.5	737	867	35	32.5	1.6%
20/02/2020 09:00:00 AM	28.5	672	790	40	32.7	3.3%
20/02/2020 10:00:00 AM	28.2	643	756	35	32.5	2.4%
20/02/2020 11:00:00 AM	28.1	643	757	45	33.0	2.5%
20/02/2020 12:00:00 PM	28.7	462	543	35	32.5	2.6%
20/02/2020 01:00:00 PM	28.4	507	597	40	33.4	2.8%
20/02/2020 02:00:00 PM	28.4	458	539	40	32.8	3.2%
20/02/2020 03:00:00 PM	28.5	434	511	35	32.5	3.1%
20/02/2020 04:00:00 PM	28.7	478	562	40	32.8	3.6%
20/02/2020 05:00:00 PM	29.1	473	557	40	33.1	6.1%
20/02/2020 06:00:00 PM	28.8	469	552	50	33.9	4.5%
20/02/2020 07:00:00 PM	28.9	412	485	50	34.0	5.4%
20/02/2020 08:00:00 PM	29.3	231	272	45	33.6	8.1%
20/02/2020 09:00:00 PM	29.7	164	193	45	33.9	11.4%
20/02/2020 10:00:00 PM	29.8	99	116	45	33.6	12.1%
20/02/2020 11:00:00 PM	30.4	80	94	40	33.5	16.0%
21/02/2020 12:00:00 AM	30.8	37	43	40	33.2	16.3%
21/02/2020 01:00:00 AM	33.8	16	19	40	34.2	31.6%

21/02/2020 02:00:00 AM	29.2	8	10	40	37.5	10.0%
21/02/2020 03:00:00 AM	29.6	16	19	35	32.5	10.5%
21/02/2020 04:00:00 AM	29.1	15	18	35	32.5	5.6%
21/02/2020 05:00:00 AM	34.3	25	29	40	34.0	34.5%
21/02/2020 06:00:00 AM	33.3	99	117	45	34.1	31.6%
21/02/2020 07:00:00 AM	29.7	311	366	40	33.0	10.9%
21/02/2020 08:00:00 AM	28.7	712	838	40	32.7	3.1%
21/02/2020 09:00:00 AM	27.3	592	697	45	34.6	1.0%
21/02/2020 10:00:00 AM	26.5	592	697	35	32.5	0.9%
21/02/2020 11:00:00 AM	25.7	662	779	50	36.3	0.5%
21/02/2020 12:00:00 PM	27.4	539	634	35	32.5	2.1%
21/02/2020 01:00:00 PM	29.0	508	598	40	33.2	5.0%
21/02/2020 02:00:00 PM	29.1	513	604	40	33.0	5.5%
21/02/2020 03:00:00 PM	29.1	459	540	45	33.0	5.4%
21/02/2020 04:00:00 PM	29.0	487	573	35	32.5	5.6%
21/02/2020 05:00:00 PM	29.1	495	582	35	32.5	5.8%
21/02/2020 06:00:00 PM	28.7	513	604	40	32.9	4.6%
21/02/2020 07:00:00 PM	29.2	420	494	45	33.3	6.7%
21/02/2020 08:00:00 PM	29.6	264	310	40	33.3	10.6%
21/02/2020 09:00:00 PM	30.0	136	160	45	34.4	15.0%
21/02/2020 10:00:00 PM	30.0	123	145	40	33.2	15.2%
21/02/2020 11:00:00 PM	31.1	90	106	40	33.0	18.9%
22/02/2020 12:00:00 AM	32.8	67	79	45	33.9	26.6%
22/02/2020 01:00:00 AM	32.0	38	45	55	36.4	20.0%
22/02/2020 02:00:00 AM	33.3	18	21	50	34.6	33.3%
22/02/2020 03:00:00 AM	33.0	15	18	40	33.3	33.3%
22/02/2020 04:00:00 AM	40.0	9	11	45	38.3	54.5%
22/02/2020 05:00:00 AM	36.2	26	30	45	34.8	43.3%
22/02/2020 06:00:00 AM	34.5	37	44	45	35.0	36.4%
22/02/2020 07:00:00 AM	30.6	104	122	40	33.3	16.4%
22/02/2020 08:00:00 AM	31.0	246	290	50	33.2	18.6%
22/02/2020 09:00:00 AM	29.5	442	520	45	32.9	10.2%
22/02/2020 10:00:00 AM	29.1	563	662	45	32.9	5.7%
22/02/2020 11:00:00 AM	28.8	586	689	40	32.7	3.5%
22/02/2020 12:00:00 PM	28.6	570	671	40	33.5	2.2%
22/02/2020 01:00:00 PM	29.1	529	622	40	32.6	6.1%
22/02/2020 02:00:00 PM	29.3	511	601	40	33.4	7.3%
22/02/2020 03:00:00 PM	29.5	445	523	40	32.7	10.3%
22/02/2020 04:00:00 PM	29.4	374	440	40	32.9	8.6%
22/02/2020 05:00:00 PM	29.4	381	448	40	32.8	8.0%
22/02/2020 06:00:00 PM	29.2	344	405	45	33.3	6.4%
22/02/2020 07:00:00 PM	29.3	342	402	50	33.3	7.7%
22/02/2020 08:00:00 PM	29.4	240	282	40	33.0	7.8%
22/02/2020 09:00:00 PM	29.5	146	172	50	34.1	9.3%
22/02/2020 10:00:00 PM	32.7	100	118	45	34.2	25.4%
22/02/2020 11:00:00 PM	30.6	98	115	50	33.8	16.5%
23/02/2020 12:00:00 AM	31.4	82	96	50	34.2	18.8%
23/02/2020 01:00:00 AM	31.7	41	48	40	33.0	20.8%
23/02/2020 02:00:00 AM	38.3	20	24	50	38.1	37.5%
23/02/2020 03:00:00 AM	37.5	15	18	45	36.3	44.4%

23/02/2020 04:00:00 AM	30.0	29	34	40	35.5	14.7%
23/02/2020 05:00:00 AM	23.3	97	114	50	35.0	7.0%
23/02/2020 06:00:00 AM	9.5	205	241	35	32.5	0.8%
23/02/2020 07:00:00 AM	26.0	207	244	40	34.7	3.7%
23/02/2020 08:00:00 AM	33.1	126	148	50	33.6	29.7%
23/02/2020 09:00:00 AM	31.4	173	204	40	33.4	19.6%
23/02/2020 10:00:00 AM	29.5	453	533	40	32.8	9.4%
23/02/2020 11:00:00 AM	29.0	532	626	35	32.5	3.7%
23/02/2020 12:00:00 PM	29.3	507	596	45	33.0	7.2%
23/02/2020 01:00:00 PM	29.6	440	518	40	32.6	10.0%
23/02/2020 02:00:00 PM	29.5	442	520	40	32.8	8.7%
23/02/2020 03:00:00 PM	29.4	379	446	35	32.5	8.1%
23/02/2020 04:00:00 PM	29.6	320	377	40	32.9	10.3%
23/02/2020 05:00:00 PM	29.5	290	341	40	32.7	9.1%
23/02/2020 06:00:00 PM	29.5	265	312	55	33.7	9.6%
23/02/2020 07:00:00 PM	29.8	247	291	40	33.1	12.4%
23/02/2020 08:00:00 PM	29.4	173	203	40	33.1	7.9%
23/02/2020 09:00:00 PM	32.2	129	152	45	34.0	22.4%
23/02/2020 10:00:00 PM	34.2	65	76	45	34.6	34.2%
23/02/2020 11:00:00 PM	29.9	64	75	40	33.5	13.3%
24/02/2020 12:00:00 AM	31.7	29	34	40	33.2	20.6%
24/02/2020 01:00:00 AM	29.4	9	11	35	32.5	9.1%
24/02/2020 02:00:00 AM	35.0	6	7	40	34.2	42.9%
24/02/2020 03:00:00 AM	35.0	6	7	40	35.0	28.6%
24/02/2020 04:00:00 AM	32.5	19	22	40	33.5	22.7%
24/02/2020 05:00:00 AM	34.0	42	49	55	34.3	38.8%
24/02/2020 06:00:00 AM	32.0	98	115	40	32.7	24.3%
24/02/2020 07:00:00 AM	29.6	319	375	40	33.2	10.1%
24/02/2020 08:00:00 AM	27.9	688	810	40	33.4	2.8%
24/02/2020 09:00:00 AM	25.6	722	850	35	32.5	0.5%
24/02/2020 10:00:00 AM	27.6	588	692	40	32.9	2.0%
24/02/2020 11:00:00 AM	29.0	475	559	40	32.9	4.5%
24/02/2020 12:00:00 PM	29.2	444	522	40	32.6	7.9%
24/02/2020 01:00:00 PM	29.1	425	500	40	32.9	5.6%
24/02/2020 02:00:00 PM	29.5	402	473	45	33.4	9.9%
24/02/2020 03:00:00 PM	28.7	427	502	40	33.1	3.6%
24/02/2020 04:00:00 PM	28.3	442	520	70	34.8	2.9%
24/02/2020 05:00:00 PM	29.1	453	533	40	33.0	6.0%
24/02/2020 06:00:00 PM	28.5	492	579	35	32.5	3.3%
24/02/2020 07:00:00 PM	29.5	316	372	45	33.4	9.1%
24/02/2020 08:00:00 PM	29.1	226	266	40	32.8	6.0%
24/02/2020 09:00:00 PM	30.5	113	133	40	32.7	16.5%
24/02/2020 10:00:00 PM	29.3	127	149	40	33.0	7.4%
24/02/2020 11:00:00 PM	31.5	50	59	45	33.8	20.3%
25/02/2020 12:00:00 AM	36.2	32	38	75	37.8	39.5%
25/02/2020 01:00:00 AM	32.5	14	17	50	37.5	23.5%
25/02/2020 02:00:00 AM	30.0	7	8	35	32.5	12.5%
25/02/2020 03:00:00 AM	29.2	5	6	30	0.0	0.0%
25/02/2020 04:00:00 AM	34.2	16	19	40	33.8	42.1%
25/02/2020 05:00:00 AM	33.0	29	34	45	33.4	32.4%

25/02/2020 06:00:00 AM	32.0	92	108	40	33.1	23.1%
25/02/2020 07:00:00 AM	29.7	355	418	40	32.9	11.0%
25/02/2020 08:00:00 AM	27.8	822	967	40	32.7	2.4%
25/02/2020 09:00:00 AM	28.0	716	842	45	33.4	3.4%
25/02/2020 10:00:00 AM	28.8	635	747	45	33.0	3.7%
25/02/2020 11:00:00 AM	28.9	535	629	45	33.2	5.7%
25/02/2020 12:00:00 PM	29.0	479	563	40	32.7	5.2%
25/02/2020 01:00:00 PM	29.3	439	517	40	32.7	7.9%
25/02/2020 02:00:00 PM	29.3	456	536	40	32.6	7.5%
25/02/2020 03:00:00 PM	28.5	449	528	35	32.5	3.2%
25/02/2020 04:00:00 PM	27.5	520	612	40	32.9	2.1%
25/02/2020 05:00:00 PM	28.0	541	636	40	32.8	2.7%
25/02/2020 06:00:00 PM	28.6	457	538	40	33.1	4.5%
25/02/2020 07:00:00 PM	28.8	365	429	45	33.3	4.4%
25/02/2020 08:00:00 PM	29.2	234	275	40	32.8	6.5%
25/02/2020 09:00:00 PM	29.4	135	159	40	32.9	7.5%
25/02/2020 10:00:00 PM	31.6	128	150	40	33.3	20.0%
25/02/2020 11:00:00 PM	31.4	74	87	40	33.4	19.5%
26/02/2020 12:00:00 AM	31.7	38	45	45	34.7	20.0%
26/02/2020 01:00:00 AM	29.3	11	13	35	32.5	7.7%
26/02/2020 02:00:00 AM	30.0	9	11	55	42.5	18.2%
26/02/2020 03:00:00 AM	33.8	10	12	40	33.5	41.7%
26/02/2020 04:00:00 AM	31.7	12	14	35	32.5	21.4%
26/02/2020 05:00:00 AM	33.3	36	42	50	34.6	28.6%
26/02/2020 06:00:00 AM	30.6	88	103	40	32.8	16.5%
26/02/2020 07:00:00 AM	29.6	329	387	40	33.1	10.9%
26/02/2020 08:00:00 AM	27.7	796	936	40	32.8	2.0%
26/02/2020 09:00:00 AM	27.2	777	914	40	32.8	2.1%
26/02/2020 10:00:00 AM	28.8	626	736	40	32.7	4.3%
26/02/2020 11:00:00 AM	29.0	513	604	35	32.5	5.0%
26/02/2020 12:00:00 PM	28.9	435	512	40	32.7	4.1%
26/02/2020 01:00:00 PM	29.1	413	486	40	32.7	5.3%
26/02/2020 02:00:00 PM	28.9	447	526	35	32.5	5.1%
26/02/2020 03:00:00 PM	28.1	468	551	55	33.7	3.1%
26/02/2020 04:00:00 PM	27.6	486	572	35	32.5	1.7%
26/02/2020 05:00:00 PM	28.0	547	644	40	33.0	3.3%
26/02/2020 06:00:00 PM	29.0	512	602	40	33.0	4.7%
26/02/2020 07:00:00 PM	28.9	450	529	40	32.7	4.9%
26/02/2020 08:00:00 PM	29.5	275	324	45	32.8	9.6%
26/02/2020 09:00:00 PM	30.5	154	181	45	34.2	16.0%
26/02/2020 10:00:00 PM	31.2	94	111	45	33.9	18.9%
26/02/2020 11:00:00 PM	31.7	73	86	40	34.0	19.8%
27/02/2020 12:00:00 AM	32.0	26	30	40	33.3	20.0%
27/02/2020 01:00:00 AM	34.0	9	11	45	34.2	54.5%
27/02/2020 02:00:00 AM	35.0	8	9	40	35.0	22.2%
27/02/2020 03:00:00 AM	35.0	15	18	65	38.2	38.9%
27/02/2020 04:00:00 AM	29.5	14	17	35	32.5	11.8%
27/02/2020 05:00:00 AM	32.5	38	45	40	32.9	28.9%
27/02/2020 06:00:00 AM	31.7	90	106	40	33.4	20.8%
27/02/2020 07:00:00 AM	29.7	319	375	40	32.9	11.2%

27/02/2020 08:00:00 AM	27.6	709	834	35	32.5	1.6%
27/02/2020 09:00:00 AM	27.4	751	883	35	32.5	1.4%
27/02/2020 10:00:00 AM	28.6	700	824	40	32.8	3.8%
27/02/2020 11:00:00 AM	28.9	546	642	45	33.2	5.3%
27/02/2020 12:00:00 PM	28.9	469	552	40	33.1	4.7%
27/02/2020 01:00:00 PM	29.0	430	506	40	32.7	5.3%
27/02/2020 02:00:00 PM	29.2	425	500	40	33.1	6.6%
27/02/2020 03:00:00 PM	29.0	414	487	40	33.4	4.5%
27/02/2020 04:00:00 PM	28.7	515	606	40	33.2	5.9%
27/02/2020 05:00:00 PM	27.5	568	668	50	34.2	2.2%
27/02/2020 06:00:00 PM	27.9	498	586	35	32.5	3.8%
27/02/2020 07:00:00 PM	28.5	399	469	40	33.1	3.8%
27/02/2020 08:00:00 PM	29.1	238	280	40	33.1	5.7%
27/02/2020 09:00:00 PM	29.8	150	177	40	32.9	13.0%
27/02/2020 10:00:00 PM	30.3	104	122	45	33.3	15.6%
27/02/2020 11:00:00 PM	30.3	98	115	40	33.3	15.7%
28/02/2020 12:00:00 AM	31.7	26	30	35	32.5	20.0%
28/02/2020 01:00:00 AM	37.5	13	15	55	36.3	53.3%
28/02/2020 02:00:00 AM	30.0	4	5	35	32.5	20.0%
28/02/2020 03:00:00 AM	32.5	7	8	35	32.5	25.0%
28/02/2020 04:00:00 AM	33.8	8	9	35	32.5	44.4%
28/02/2020 05:00:00 AM	34.6	34	40	45	34.2	45.0%
28/02/2020 06:00:00 AM	31.4	78	92	55	34.4	19.6%
28/02/2020 07:00:00 AM	29.7	276	325	50	34.3	11.7%
28/02/2020 08:00:00 AM	28.5	638	751	40	32.7	3.3%
28/02/2020 09:00:00 AM	28.3	580	682	40	32.7	4.5%
28/02/2020 10:00:00 AM	29.0	553	651	45	33.3	4.8%
28/02/2020 11:00:00 AM	28.6	536	631	35	32.5	3.3%
28/02/2020 12:00:00 PM	29.1	441	519	40	32.7	6.0%
28/02/2020 01:00:00 PM	28.3	538	633	40	32.9	3.8%
28/02/2020 02:00:00 PM	27.7	586	690	40	33.1	3.9%
28/02/2020 03:00:00 PM	25.8	586	690	40	33.5	0.7%
28/02/2020 04:00:00 PM	26.5	585	688	40	33.3	2.6%
28/02/2020 05:00:00 PM	28.4	471	554	45	33.2	3.8%
28/02/2020 06:00:00 PM	28.8	471	554	40	32.9	2.3%
28/02/2020 07:00:00 PM	28.9	450	529	45	33.2	5.3%
28/02/2020 08:00:00 PM	29.7	299	352	40	33.0	11.9%
28/02/2020 09:00:00 PM	30.4	137	161	40	33.1	16.1%
28/02/2020 10:00:00 PM	29.9	150	177	45	33.8	13.6%
28/02/2020 11:00:00 PM	29.4	128	150	40	33.0	7.3%
29/02/2020 12:00:00 AM	32.1	86	101	45	33.9	21.8%
29/02/2020 01:00:00 AM	33.6	31	37	40	34.3	29.7%
29/02/2020 02:00:00 AM	34.0	27	32	40	33.7	40.6%
29/02/2020 03:00:00 AM	35.0	26	30	40	35.0	26.7%
29/02/2020 04:00:00 AM	35.0	21	25	55	39.2	24.0%
29/02/2020 05:00:00 AM	35.0	23	27	45	35.3	33.3%
29/02/2020 06:00:00 AM	35.0	34	40	40	34.4	40.0%
29/02/2020 07:00:00 AM	32.8	110	129	45	33.7	26.4%
29/02/2020 08:00:00 AM	31.4	240	282	45	33.6	19.1%
29/02/2020 09:00:00 AM	29.5	417	491	45	33.4	9.2%

29/02/2020 10:00:00 AM	28.9	567	667	45	33.4	5.2%
29/02/2020 11:00:00 AM	29.0	558	657	40	32.6	5.3%
29/02/2020 12:00:00 PM	28.8	601	707	40	33.0	4.1%
29/02/2020 01:00:00 PM	29.1	537	632	40	32.6	5.9%
29/02/2020 02:00:00 PM	29.2	495	582	35	32.5	6.5%
29/02/2020 03:00:00 PM	29.6	429	505	55	33.2	10.5%
29/02/2020 04:00:00 PM	29.7	347	408	45	32.9	11.0%
29/02/2020 05:00:00 PM	29.7	356	419	40	32.9	11.5%
29/02/2020 06:00:00 PM	29.6	330	388	40	33.2	9.8%
29/02/2020 07:00:00 PM	29.8	298	350	65	34.6	12.3%
29/02/2020 08:00:00 PM	29.9	240	282	40	32.9	13.5%
29/02/2020 09:00:00 PM	30.4	153	180	45	33.5	16.1%
29/02/2020 10:00:00 PM	30.8	128	151	45	34.0	17.2%
29/02/2020 11:00:00 PM	29.6	94	111	35	32.5	9.9%
01/03/2020 12:00:00 AM	32.8	83	98	50	34.2	26.5%
01/03/2020 01:00:00 AM	33.3	54	64	40	33.8	31.3%
01/03/2020 02:00:00 AM	33.0	42	50	45	33.4	34.0%
01/03/2020 03:00:00 AM	35.0	29	34	45	35.2	38.2%
01/03/2020 04:00:00 AM	35.0	13	15	45	34.2	60.0%
01/03/2020 05:00:00 AM	34.2	24	28	45	34.7	32.1%
01/03/2020 06:00:00 AM	33.3	38	45	45	34.4	28.9%
01/03/2020 07:00:00 AM	32.0	77	91	45	34.5	22.0%
01/03/2020 08:00:00 AM	33.6	105	123	45	34.1	30.9%
01/03/2020 09:00:00 AM	31.7	194	228	45	33.0	21.9%
01/03/2020 10:00:00 AM	29.6	410	482	40	33.1	10.8%
01/03/2020 11:00:00 AM	29.2	538	633	40	32.6	5.8%
01/03/2020 12:00:00 PM	29.2	496	583	40	32.6	6.9%
01/03/2020 01:00:00 PM	29.0	434	511	35	32.5	5.1%
01/03/2020 02:00:00 PM	29.3	438	515	40	32.6	6.8%
01/03/2020 03:00:00 PM	29.8	409	481	45	33.2	12.7%
01/03/2020 04:00:00 PM	29.8	305	359	35	32.5	12.5%
01/03/2020 05:00:00 PM	29.9	342	402	40	33.1	13.4%
01/03/2020 06:00:00 PM	29.8	286	337	45	33.2	12.5%
01/03/2020 07:00:00 PM	29.9	240	282	40	32.9	13.5%
01/03/2020 08:00:00 PM	29.9	183	215	45	32.8	14.0%
01/03/2020 09:00:00 PM	29.7	116	137	45	34.4	11.7%
01/03/2020 10:00:00 PM	30.0	82	97	45	33.8	15.5%
01/03/2020 11:00:00 PM	31.0	55	65	40	33.3	18.5%
02/03/2020 12:00:00 AM	31.2	15	18	35	32.5	22.2%
02/03/2020 01:00:00 AM	30.0	11	13	45	37.5	15.4%
02/03/2020 02:00:00 AM	30.0	3	3	30	0.0	0.0%
02/03/2020 03:00:00 AM	35.0	14	17	45	36.1	41.2%
02/03/2020 04:00:00 AM	33.8	13	15	40	33.5	33.3%
02/03/2020 05:00:00 AM	33.0	40	47	40	33.7	27.7%
02/03/2020 06:00:00 AM	32.3	110	129	40	33.5	23.3%
02/03/2020 07:00:00 AM	29.6	342	402	45	33.3	9.2%
02/03/2020 08:00:00 AM	27.3	749	881	35	32.5	2.5%
02/03/2020 09:00:00 AM	27.7	654	770	40	32.7	2.7%
02/03/2020 10:00:00 AM	28.6	607	714	35	32.5	2.8%
02/03/2020 11:00:00 AM	29.0	483	568	40	32.7	5.1%

02/03/2020 12:00:00 PM	28.9	484	570	40	32.7	3.9%
02/03/2020 01:00:00 PM	29.2	441	519	35	32.5	6.6%
02/03/2020 02:00:00 PM	29.2	420	494	40	32.6	6.9%
02/03/2020 03:00:00 PM	29.1	413	486	40	32.7	5.6%
02/03/2020 04:00:00 PM	28.3	527	620	45	33.0	3.5%
02/03/2020 05:00:00 PM	28.5	490	576	40	32.8	2.8%
02/03/2020 06:00:00 PM	28.7	487	573	40	32.9	4.9%
02/03/2020 07:00:00 PM	29.0	331	389	40	33.1	4.4%
02/03/2020 08:00:00 PM	29.6	227	267	40	33.1	10.1%
02/03/2020 09:00:00 PM	29.7	136	160	45	33.7	10.6%
02/03/2020 10:00:00 PM	29.9	110	129	40	33.1	13.2%
02/03/2020 11:00:00 PM	33.5	37	44	55	35.7	31.8%
03/03/2020 12:00:00 AM	32.5	40	47	45	36.0	21.3%
03/03/2020 01:00:00 AM	35.0	12	14	40	34.2	42.9%
03/03/2020 02:00:00 AM	30.0	8	10	35	32.5	20.0%
03/03/2020 03:00:00 AM	33.8	13	15	45	34.5	33.3%
03/03/2020 04:00:00 AM	29.3	11	13	35	32.5	7.7%
03/03/2020 05:00:00 AM	33.2	27	32	40	32.9	37.5%
03/03/2020 06:00:00 AM	32.7	100	118	45	34.0	25.4%
03/03/2020 07:00:00 AM	29.7	325	382	40	33.2	11.3%
03/03/2020 08:00:00 AM	27.9	836	984	35	32.5	2.3%
03/03/2020 09:00:00 AM	28.0	769	905	35	32.5	2.5%
03/03/2020 10:00:00 AM	29.0	623	733	40	32.7	4.5%
03/03/2020 11:00:00 AM	28.8	504	593	40	32.9	4.4%
03/03/2020 12:00:00 PM	29.0	473	557	45	33.0	5.6%
03/03/2020 01:00:00 PM	29.4	464	546	50	33.2	9.2%
03/03/2020 02:00:00 PM	29.0	424	499	40	33.1	5.0%
03/03/2020 03:00:00 PM	28.6	445	523	40	32.8	3.1%
03/03/2020 04:00:00 PM	28.1	514	605	40	32.7	4.1%
03/03/2020 05:00:00 PM	28.1	495	582	35	32.5	2.6%
03/03/2020 06:00:00 PM	28.8	501	589	40	32.7	3.9%
03/03/2020 07:00:00 PM	28.8	381	448	40	32.8	4.0%
03/03/2020 08:00:00 PM	29.7	205	241	40	33.7	12.0%
03/03/2020 09:00:00 PM	29.5	188	221	40	33.0	9.0%
03/03/2020 10:00:00 PM	30.9	125	147	40	33.3	17.7%
03/03/2020 11:00:00 PM	31.5	61	72	40	33.9	19.4%
04/03/2020 12:00:00 AM	31.7	18	21	45	35.0	19.0%
04/03/2020 01:00:00 AM	35.0	8	10	45	37.5	30.0%
04/03/2020 02:00:00 AM	34.0	14	17	50	36.1	41.2%
04/03/2020 03:00:00 AM	35.0	8	9	40	35.0	22.2%
04/03/2020 04:00:00 AM	29.2	7	8	30	0.0	0.0%
04/03/2020 05:00:00 AM	32.5	37	44	40	33.9	25.0%
04/03/2020 06:00:00 AM	31.4	105	123	50	33.3	19.5%
04/03/2020 07:00:00 AM	29.5	373	439	50	33.8	8.9%
04/03/2020 08:00:00 AM	27.8	806	948	40	33.0	3.1%
04/03/2020 09:00:00 AM	27.4	760	894	35	32.5	1.2%
04/03/2020 10:00:00 AM	28.7	617	726	35	32.5	3.2%
04/03/2020 11:00:00 AM	29.1	493	580	40	33.1	5.7%
04/03/2020 12:00:00 PM	29.1	454	534	40	32.7	5.2%
04/03/2020 01:00:00 PM	29.4	452	532	75	33.8	9.0%

04/03/2020 02:00:00 PM	29.1	264	311	35	32.5	5.5%
04/03/2020 03:00:00 PM	0.0	0	0	0	0.0	0.0%

Day/Time Ending	85th pctl (MPH)	85th pctl cnts	Total Cnts	Max Speed	Avg Speeder	% Speeders
07/02/2020 12:00:00 AM	28.8	3922	4614	50	33.0	5.4%
08/02/2020 12:00:00 AM	28.9	7880	9270	55	33.2	5.7%
09/02/2020 12:00:00 AM	29.4	6305	7418	50	33.3	8.6%
10/02/2020 12:00:00 AM	30.2	3715	4371	50	33.3	15.6%
11/02/2020 12:00:00 AM	28.9	7069	8316	50	33.2	5.8%
12/02/2020 12:00:00 AM	28.8	7617	8961	50	32.9	5.1%
13/02/2020 12:00:00 AM	28.9	7708	9068	50	33.1	5.6%
14/02/2020 12:00:00 AM	28.6	8234	9687	50	33.1	4.5%
15/02/2020 12:00:00 AM	28.9	7778	9151	50	33.2	5.8%
16/02/2020 12:00:00 AM	29.5	6117	7197	50	33.2	9.4%
17/02/2020 12:00:00 AM	29.8	4403	5180	55	33.5	12.7%
18/02/2020 12:00:00 AM	29.2	7386	8689	60	33.0	6.9%
19/02/2020 12:00:00 AM	29.1	7580	8918	70	33.1	6.1%
20/02/2020 12:00:00 AM	29.1	7594	8934	65	33.1	6.3%
21/02/2020 12:00:00 AM	28.8	7515	8841	50	33.3	4.8%
22/02/2020 12:00:00 AM	28.8	7665	9018	50	33.2	5.5%
23/02/2020 12:00:00 AM	29.4	6245	7347	55	33.3	8.6%
24/02/2020 12:00:00 AM	29.5	5249	6175	55	33.3	9.9%
25/02/2020 12:00:00 AM	28.9	6922	8143	75	33.3	5.8%
26/02/2020 12:00:00 AM	28.9	7540	8870	50	33.1	5.6%
27/02/2020 12:00:00 AM	28.8	7587	8926	55	33.1	5.2%
28/02/2020 12:00:00 AM	28.8	7533	8862	65	33.1	5.2%
29/02/2020 12:00:00 AM	28.8	7656	9007	55	33.3	5.4%
01/03/2020 12:00:00 AM	29.5	6146	7230	65	33.4	10.1%
02/03/2020 12:00:00 AM	29.7	4926	5795	45	33.2	12.0%
03/03/2020 12:00:00 AM	28.9	7168	8433	55	33.1	5.6%
04/03/2020 12:00:00 AM	28.9	7522	8850	50	33.1	5.6%
04/03/2020 02:59:59 PM	28.9	4399	5175	75	33.3	5.3%

Incoming Direction Weekly Counts
Norwich Road

from Thu-Feb-06-2020-12-00-PM to Wed-Mar-04-2020-02-59-PM

	03/02/2020	to	09/02/2020							
	Monday	Tuesday	Wednesday	Thursday	Friday	Saturday	Sunday	Week	Weekend	Week Day 85%
Hour	03/02/2020	04/02/2020	05/02/2020	06/02/2020	07/02/2020	08/02/2020	09/02/2020	Day Avg	Avg	Avg Speed
0 - 1	*	*	*	*	20	32	56	20	44	36.7
1 - 2	*	*	*	*	8	19	52	8	35.5	35
2 - 3	*	*	*	*	16	10	21	16	15.5	35
3 - 4	*	*	*	*	11	19	16	11	17.5	29.3
4 - 5	*	*	*	*	38	30	25	38	27.5	29.6
5 - 6	*	*	*	*	103	38	25	103	31.5	31.8
6 - 7	*	*	*	*	318	134	71	318	102.5	29.5
7 - 8	*	*	*	*	902	262	97	902	179.5	26.6
8 - 9	*	*	*	*	809	536	146	809	341	27.7
9 - 10	*	*	*	*	792	725	371	792	548	28.9
10 - 11	*	*	*	*	718	712	480	718	596	28.7
11 - 12	*	*	*	*	547	717	439	547	578	29.3
12 - 13	*	*	*	493	656	619	442	574.5	530.5	29.1
13 - 14	*	*	*	495	581	578	361	538	469.5	28.35
14 - 15	*	*	*	475	587	482	313	531	397.5	28.8
15 - 16	*	*	*	540	656	438	255	598	346.5	28.6
16 - 17	*	*	*	640	636	451	262	638	356.5	28.6
17 - 18	*	*	*	611	592	416	273	601.5	344.5	28.15
18 - 19	*	*	*	518	491	356	231	504.5	293.5	28.9
19 - 20	*	*	*	321	288	274	167	304.5	220.5	29.75
20 - 21	*	*	*	205	184	208	131	194.5	169.5	30
21 - 22	*	*	*	185	152	159	70	168.5	114.5	29.8
22 - 23	*	*	*	106	108	112	40	107	76	29.85
23 - 24	*	*	*	25	57	91	27	41	59	34.6
Totals	0	0	0	4614	9270	7418	4371			
% of Total	0%	0%	0%	17.97%	36.11%	28.89%	17.03%			

Incoming Direction Weekly Counts
Norwich Road

from Thu-Feb-06-2020-12-00-PM to Wed-Mar-04-2020-02-59-PM

	10/02/2020	to	16/02/2020							
	Monday	Tuesday	Wednesday	Thursday	Friday	Saturday	Sunday	Week	Weekend	Week Day 85%
Hour	10/02/2020	11/02/2020	12/02/2020	13/02/2020	14/02/2020	15/02/2020	16/02/2020	Day Avg	Avg	Avg Speed
0 - 1	6	13	18	19	26	46	50	16.4	48	33.28
1 - 2	6	5	14	10	8	16	29	8.6	22.5	33
2 - 3	5	6	9	19	13	24	37	10.4	30.5	34.5
3 - 4	17	16	13	10	14	22	25	14	23.5	30.6
4 - 5	36	42	38	237	29	17	26	76.4	21.5	29.38
5 - 6	124	105	119	240	102	36	23	138	29.5	31.38
6 - 7	418	439	431	589	382	124	70	451.8	97	29.02
7 - 8	912	961	927	910	862	283	94	914.4	188.5	26.62
8 - 9	882	906	876	909	776	434	155	869.8	294.5	27.62
9 - 10	650	751	694	702	693	661	402	698	531.5	28.92
10 - 11	618	618	612	605	652	715	573	621	644	28.9
11 - 12	489	570	611	591	609	627	559	574	593	29.1
12 - 13	476	484	482	536	582	583	506	512	544.5	29.1
13 - 14	488	507	543	544	530	592	431	522.4	511.5	29.22
14 - 15	464	515	518	530	627	546	400	530.8	473	29.06
15 - 16	562	564	571	652	590	505	393	587.8	449	28.16
16 - 17	575	639	656	669	649	576	340	637.6	458	28.32
17 - 18	531	593	643	609	681	314	294	611.4	304	28.2
18 - 19	424	497	515	518	510	307	268	492.8	287.5	28.9
19 - 20	248	305	285	305	294	252	180	287.4	216	29.42
20 - 21	124	173	213	194	189	180	123	178.6	151.5	29.76
21 - 22	146	143	151	131	157	126	107	145.6	116.5	29.96
22 - 23	73	72	89	113	114	105	65	92.2	85	31.12
23 - 24	42	37	40	45	62	106	30	45.2	68	32.02
Totals	8316	8961	9068	9687	9151	7197	5180			
% of Total	14.45%	15.57%	15.75%	16.83%	15.9%	12.5%	9%			

Incoming Direction Weekly Counts
Norwich Road

from Thu-Feb-06-2020-12-00-PM to Wed-Mar-04-2020-02-59-PM

	17/02/2020	to	23/02/2020							
	Monday	Tuesday	Wednesday	Thursday	Friday	Saturday	Sunday	Week	Weekend	Week Day 85%
Hour	17/02/2020	18/02/2020	19/02/2020	20/02/2020	21/02/2020	22/02/2020	23/02/2020	Day Avg	Avg	Avg Speed
0 - 1	13	13	13	16	19	45	48	14.8	46.5	33.68
1 - 2	7	3	15	13	10	21	24	9.6	22.5	32.6
2 - 3	10	10	8	15	19	18	18	12.4	18	30.8
3 - 4	17	26	15	18	18	11	34	18.8	22.5	31.4
4 - 5	38	42	33	47	29	30	114	37.8	72	31.82
5 - 6	134	118	107	124	117	44	241	120	142.5	31.6
6 - 7	417	406	368	374	366	122	244	386.2	183	29.86
7 - 8	843	939	879	867	838	290	148	873.2	219	28.66
8 - 9	756	768	769	790	697	520	204	756	362	28.62
9 - 10	681	733	732	756	697	662	533	719.8	597.5	28.3
10 - 11	690	739	677	757	779	689	626	728.4	657.5	28.06
11 - 12	680	581	628	543	634	671	596	613.2	633.5	28.6
12 - 13	546	546	564	597	598	622	518	570.2	570	29
13 - 14	530	554	569	539	604	601	520	559.2	560.5	28.96
14 - 15	548	498	591	511	540	523	446	537.6	484.5	29
15 - 16	501	588	592	562	573	440	377	563.2	408.5	29.04
16 - 17	594	583	555	557	582	448	341	574.2	394.5	29.06
17 - 18	587	572	587	552	604	405	312	580.4	358.5	28.74
18 - 19	428	465	494	485	494	402	291	473.2	346.5	28.88
19 - 20	266	265	317	272	310	282	203	286	242.5	29.44
20 - 21	182	197	157	193	160	172	152	177.8	162	29.96
21 - 22	99	124	139	116	145	118	76	124.6	97	30.52
22 - 23	86	108	83	94	106	115	75	95.4	95	30.28
23 - 24	36	40	42	43	79	96	34	48	65	31.82
Totals	8689	8918	8934	8841	9018	7347	6175			
% of Total	15%	15.4%	15.42%	15.26%	15.57%	12.68%	10.66%			

Incoming Direction Weekly Counts
Norwich Road

from Thu-Feb-06-2020-12-00-PM to Wed-Mar-04-2020-02-59-PM

	24/02/2020	to	01/03/2020							
	Monday	Tuesday	Wednesday	Thursday	Friday	Saturday	Sunday	Week	Weekend	Week Day 85%
Hour	24/02/2020	25/02/2020	26/02/2020	27/02/2020	28/02/2020	29/02/2020	01/03/2020	Day Avg	Avg	Avg Speed
0 - 1	11	17	13	11	15	37	64	13.4	50.5	32.54
1 - 2	7	8	11	9	5	32	50	8	41	32
2 - 3	7	6	12	18	8	30	34	10.2	32	33.1
3 - 4	22	19	14	17	9	25	15	16.2	20	32.34
4 - 5	49	34	42	45	40	27	28	42	27.5	33.48
5 - 6	115	108	103	106	92	40	45	104.8	42.5	31.54
6 - 7	375	418	387	375	325	129	91	376	110	29.66
7 - 8	810	967	936	834	751	282	123	859.6	202.5	27.9
8 - 9	850	842	914	883	682	491	228	834.2	359.5	27.3
9 - 10	692	747	736	824	651	667	482	730	574.5	28.56
10 - 11	559	629	604	642	631	657	633	613	645	28.88
11 - 12	522	563	512	552	519	707	583	533.6	645	29.02
12 - 13	500	517	486	506	633	632	511	528.4	571.5	28.96
13 - 14	473	536	526	500	690	582	515	545	548.5	28.92
14 - 15	502	528	551	487	690	505	481	551.6	493	28.02
15 - 16	520	612	572	606	688	408	359	599.6	383.5	27.72
16 - 17	533	636	644	668	554	419	402	607	410.5	28.2
17 - 18	579	538	602	586	554	388	337	571.8	362.5	28.56
18 - 19	372	429	529	469	529	350	282	465.6	316	28.92
19 - 20	266	275	324	280	352	282	215	299.4	248.5	29.32
20 - 21	133	159	181	177	161	180	137	162.2	158.5	30.12
21 - 22	149	150	111	122	177	151	97	141.8	124	30.46
22 - 23	59	87	86	115	150	111	65	99.4	88	30.86
23 - 24	38	45	30	30	101	98	18	48.8	58	32.74
Totals	8143	8870	8926	8862	9007	7230	5795			
% of Total	14.33%	15.61%	15.71%	15.59%	15.85%	12.72%	10.2%			

Incoming Direction Weekly Counts
Norwich Road

from Thu-Feb-06-2020-12-00-PM to Wed-Mar-04-2020-02-59-PM

	02/03/2020	to	08/03/2020							
	Monday	Tuesday	Wednesday	Thursday	Friday	Saturday	Sunday	Week	Weekend	Week Day 85%
Hour	02/03/2020	03/03/2020	04/03/2020	05/03/2020	06/03/2020	07/03/2020	08/03/2020	Day Avg	Avg	Avg Speed
0 - 1	13	14	10	*	*	*	*	12.33	0	33.33
1 - 2	3	10	17	*	*	*	*	10	0	31.33
2 - 3	17	15	9	*	*	*	*	13.67	0	34.6
3 - 4	15	13	8	*	*	*	*	12	0	30.77
4 - 5	47	32	44	*	*	*	*	41	0	32.9
5 - 6	129	118	123	*	*	*	*	123.33	0	32.13
6 - 7	402	382	439	*	*	*	*	407.67	0	29.6
7 - 8	881	984	948	*	*	*	*	937.67	0	27.67
8 - 9	770	905	894	*	*	*	*	856.33	0	27.7
9 - 10	714	733	726	*	*	*	*	724.33	0	28.77
10 - 11	568	593	580	*	*	*	*	580.33	0	28.97
11 - 12	570	557	534	*	*	*	*	553.67	0	29
12 - 13	519	546	532	*	*	*	*	532.33	0	29.33
13 - 14	494	499	311	*	*	*	*	434.67	0	29.1
14 - 15	486	523	0	*	*	*	*	336.33	0	28.85
15 - 16	620	605	*	*	*	*	*	612.5	0	28.2
16 - 17	576	582	*	*	*	*	*	579	0	28.3
17 - 18	573	589	*	*	*	*	*	581	0	28.75
18 - 19	389	448	*	*	*	*	*	418.5	0	28.9
19 - 20	267	241	*	*	*	*	*	254	0	29.65
20 - 21	160	221	*	*	*	*	*	190.5	0	29.6
21 - 22	129	147	*	*	*	*	*	138	0	30.4
22 - 23	44	72	*	*	*	*	*	58	0	32.5
23 - 24	47	21	*	*	*	*	*	34	0	32.1
Totals	8433	8850	5175	0	0	0	0			
% of Total	37.55%	39.41%	23.04%	0%	0%	0%	0%			

Incoming Direction Monthly Counts
Norwich Road

from Thu-Feb-06-2020-12-00-PM to Wed-Mar-04-2020-02-59-PM

Hour	Feb 2020							Week Day Avg	Weekend Avg	Week Day 85% Avg Speed
	Monday	Tuesday	Wednesday	Thursday	Friday	Saturday	Sunday			
0 - 1	30	43	44	46	80	160	154	48.6	157	33.56
1 - 2	20	16	40	32	31	88	105	27.8	96.5	33.04
2 - 3	22	22	29	52	56	82	76	36.2	79	33.92
3 - 4	56	61	42	45	52	77	75	51.2	76	31.4
4 - 5	123	118	113	329	136	104	165	163.8	134.5	31.86
5 - 6	373	331	329	470	414	158	289	383.4	223.5	31.48
6 - 7	1210	1263	1186	1338	1391	509	385	1277.6	447	29.52
7 - 8	2565	2867	2742	2611	3353	1117	339	2827.6	728	27.9
8 - 9	2488	2516	2559	2582	2964	1981	505	2621.8	1243	28.08
9 - 10	2023	2231	2162	2282	2833	2715	1306	2306.2	2010.5	28.74
10 - 11	1867	1986	1893	2004	2780	2773	1679	2106	2226	28.72
11 - 12	1691	1714	1751	1686	2309	2722	1594	1830.2	2158	29
12 - 13	1522	1547	1532	2132	2469	2456	1466	1840.4	1961	29.08
13 - 14	1491	1597	1638	2078	2405	2353	1312	1841.8	1832.5	29.06
14 - 15	1514	1541	1660	2003	2444	2056	1159	1832.4	1607.5	28.84
15 - 16	1583	1764	1735	2360	2507	1791	1025	1989.8	1408	28.5
16 - 17	1702	1858	1855	2534	2421	1894	943	2074	1418.5	28.62
17 - 18	1697	1703	1832	2358	2431	1523	879	2004.2	1201	28.5
18 - 19	1224	1391	1538	1990	2024	1415	790	1633.4	1102.5	28.88
19 - 20	780	845	926	1178	1244	1090	550	994.6	820	29.44
20 - 21	439	529	551	769	694	740	406	596.4	573	29.92
21 - 22	394	417	401	554	631	554	253	479.4	403.5	30.12
22 - 23	218	267	258	428	478	443	180	329.8	311.5	30.52
23 - 24	116	122	112	143	299	391	91	158.4	241	32.28
Totals	25148	26749	26928	32004	36446	29192	15726			
% of Total	13.08%	13.92%	14.01%	16.65%	18.96%	15.19%	8.18%			

Incoming Direction Monthly Counts
Norwich Road

from Thu-Feb-06-2020-12-00-PM to Wed-Mar-04-2020-02-59-PM

Hour	Mar 2020							Week Day Avg	Weekend Avg	Week Day 85% Avg Speed
	Monday	Tuesday	Wednesday	Thursday	Friday	Saturday	Sunday			
0 - 1	13	14	10	*	*	*	64	12.33	64	33.33
1 - 2	3	10	17	*	*	*	50	10	50	31.33
2 - 3	17	15	9	*	*	*	34	13.67	34	34.6
3 - 4	15	13	8	*	*	*	15	12	15	30.77
4 - 5	47	32	44	*	*	*	28	41	28	32.9
5 - 6	129	118	123	*	*	*	45	123.33	45	32.13
6 - 7	402	382	439	*	*	*	91	407.67	91	29.6
7 - 8	881	984	948	*	*	*	123	937.67	123	27.67
8 - 9	770	905	894	*	*	*	228	856.33	228	27.7
9 - 10	714	733	726	*	*	*	482	724.33	482	28.77
10 - 11	568	593	580	*	*	*	633	580.33	633	28.97
11 - 12	570	557	534	*	*	*	583	553.67	583	29
12 - 13	519	546	532	*	*	*	511	532.33	511	29.33
13 - 14	494	499	311	*	*	*	515	434.67	515	29.1
14 - 15	486	523	0	*	*	*	481	336.33	481	28.85
15 - 16	620	605	*	*	*	*	359	612.5	359	28.2
16 - 17	576	582	*	*	*	*	402	579	402	28.3
17 - 18	573	589	*	*	*	*	337	581	337	28.75
18 - 19	389	448	*	*	*	*	282	418.5	282	28.9
19 - 20	267	241	*	*	*	*	215	254	215	29.65
20 - 21	160	221	*	*	*	*	137	190.5	137	29.6
21 - 22	129	147	*	*	*	*	97	138	97	30.4
22 - 23	44	72	*	*	*	*	65	58	65	32.5
23 - 24	47	21	*	*	*	*	18	34	18	32.1
Totals	8433	8850	5175	0	0	0	5795			
% of Total	29.85%	31.32%	18.32%	0%	0%	0%	20.51%			

Incoming Direction Weekly Speeds
Norwich Road

from Thu-Feb-06-2020-12-00-PM to Wed-Mar-04-2020-02-59-PM

	03/02/2020	to	09/02/2020							
	Monday	Tuesday	Wednesday	Thursday	Friday	Saturday	Sunday	Week	Weekend	Week Day 85%
Hour	03/02/2020	04/02/2020	05/02/2020	06/02/2020	07/02/2020	08/02/2020	09/02/2020	Day Avg	Avg	Avg Speed
0 - 1	*	*	*	*	29	27.31	29.29	29	28.57	36.7
1 - 2	*	*	*	*	30.38	29.79	29.77	30.38	29.77	35
2 - 3	*	*	*	*	29	28.6	25	29	26.16	35
3 - 4	*	*	*	*	27.27	29.26	28.06	27.27	28.71	29.3
4 - 5	*	*	*	*	25.74	28.5	29.72	25.74	29.05	29.6
5 - 6	*	*	*	*	27.39	28.55	27.12	27.39	27.98	31.8
6 - 7	*	*	*	*	26.31	27.76	27.99	26.31	27.84	29.5
7 - 8	*	*	*	*	22.28	26.63	27.75	22.28	26.93	26.6
8 - 9	*	*	*	*	22.58	25.62	27.51	22.58	26.03	27.7
9 - 10	*	*	*	*	25.09	24.35	26.73	25.09	25.16	28.9
10 - 11	*	*	*	*	24.51	24.84	26.49	24.51	25.51	28.7
11 - 12	*	*	*	*	25.49	24.54	25.89	25.49	25.05	29.3
12 - 13	*	*	*	24.99	25.52	25.38	26.21	25.29	25.72	29.1
13 - 14	*	*	*	21.67	25.44	25.7	26.67	23.71	26.07	28.35
14 - 15	*	*	*	24.18	24.74	25.56	26.26	24.49	25.83	28.8
15 - 16	*	*	*	24.09	23.34	26.34	26.82	23.68	26.52	28.6
16 - 17	*	*	*	23.98	24.64	25.94	26.78	24.31	26.25	28.6
17 - 18	*	*	*	23.57	23.5	25.85	26.3	23.54	26.03	28.15
18 - 19	*	*	*	24.47	24.82	25.96	26.17	24.64	26.05	28.9
19 - 20	*	*	*	25.8	26.17	26.08	27.08	25.98	26.46	29.75
20 - 21	*	*	*	26.5	26.64	27.14	27.06	26.57	27.11	30
21 - 22	*	*	*	26.25	26.44	26.74	28.39	26.34	27.24	29.8
22 - 23	*	*	*	27.15	26.76	27.24	28.1	26.95	27.47	29.85
23 - 24	*	*	*	28.2	28.98	28.41	27.11	28.74	28.11	34.6
Totals	0	0	0	301.1	621.9	642	654.5			
% of Total	0%	0%	0%	13.57%	28.02%	28.93%	29.49%			

Incoming Direction Weekly Speeds
Norwich Road

from Thu-Feb-06-2020-12-00-PM to Wed-Mar-04-2020-02-59-PM

	10/02/2020	to	16/02/2020							
	Monday	Tuesday	Wednesday	Thursday	Friday	Saturday	Sunday	Week	Weekend	Week Day 85%
Hour	10/02/2020	11/02/2020	12/02/2020	13/02/2020	14/02/2020	15/02/2020	16/02/2020	Day Avg	Avg	Avg Speed
0 - 1	28	26.77	26.83	28.53	27.81	28.98	28.2	27.61	28.57	33.28
1 - 2	27.17	26	28.64	29.2	27.62	29.31	29.59	28.07	29.49	33
2 - 3	29	31.5	27	20.16	28.69	24.96	28.03	25.63	26.82	34.5
3 - 4	26.59	26.62	24.92	26.2	27.57	27.68	29.8	26.43	28.81	30.6
4 - 5	28.5	27.33	25.95	11.24	27.1	27.47	29.46	17.3	28.67	29.38
5 - 6	27.81	27.14	27.43	15.83	27.83	27.89	29.61	23.48	28.56	31.38
6 - 7	25.87	25.89	26.13	16.32	26.65	27.72	27.09	23.57	27.49	29.02
7 - 8	22.58	22.07	22.46	21.45	22.92	27.03	29.26	22.29	27.59	26.62
8 - 9	23.03	23.02	22.23	21.55	23.55	25.82	27.82	22.65	26.35	27.62
9 - 10	25.36	24.42	24.96	24.86	24.96	24.62	26.59	24.9	25.36	28.92
10 - 11	25.09	25.12	25.25	23.4	24.64	24.7	25.81	24.7	25.2	28.9
11 - 12	25.66	25.48	25.35	25.24	24.77	25.03	25.79	25.28	25.39	29.1
12 - 13	24.48	25.3	25.61	24.97	25.56	25.62	25.86	25.2	25.73	29.1
13 - 14	26.15	25.46	25.55	25.56	25.14	26	26.39	25.56	26.16	29.22
14 - 15	25.07	25.03	24.12	25.14	24.61	25.24	26.66	24.78	25.84	29.06
15 - 16	23.26	23.28	22.78	22.48	22.97	25.53	26.32	22.94	25.87	28.16
16 - 17	22.39	23.35	24.19	24.07	24.72	25.37	25.64	23.78	25.47	28.32
17 - 18	24.97	23.8	22.56	23.41	23.9	26.4	26.45	23.69	26.43	28.2
18 - 19	24.63	24.67	24.59	25.17	25.13	26.58	26.06	24.85	26.34	28.9
19 - 20	25.77	25.5	25.84	26.01	25.31	26.92	26.34	25.68	26.68	29.42
20 - 21	26.77	26.3	25.53	26.01	26.41	27.57	27.65	26.14	27.6	29.76
21 - 22	25.82	25.94	25.26	26.69	26.25	26.65	26.68	25.98	26.67	29.96
22 - 23	27.47	28.04	26.81	27.12	26.23	26.44	27.66	27.04	26.91	31.12
23 - 24	26.83	27.46	27.3	26.67	28.98	26.87	26.87	27.58	26.87	32.02
Totals	618.5	615.4	607.2	567.2	619.3	636.4	655.8			
% of Total	14.32%	14.25%	14.06%	13.13%	14.34%	14.73%	15.18%			

Incoming Direction Weekly Speeds
Norwich Road

from Thu-Feb-06-2020-12-00-PM to Wed-Mar-04-2020-02-59-PM

	17/02/2020	to	23/02/2020							
	Monday	Tuesday	Wednesday	Thursday	Friday	Saturday	Sunday	Week	Weekend	Week Day 85%
Hour	17/02/2020	18/02/2020	19/02/2020	20/02/2020	21/02/2020	22/02/2020	23/02/2020	Day Avg	Avg	Avg Speed
0 - 1	28	30.23	29.77	26.81	28.53	27.73	26.94	28.58	27.32	33.68
1 - 2	28.43	28.67	27.07	28.85	26	27.95	30.08	27.63	29.09	32.6
2 - 3	30.5	27.9	27	26.87	26.16	27.44	28.67	27.42	28.06	30.8
3 - 4	28.12	26.92	26.2	26.17	25.83	32.27	16.65	26.67	20.47	31.4
4 - 5	27.95	27.21	27.55	27.09	27.9	29.4	11.27	27.49	15.05	31.82
5 - 6	27.15	26.39	27.12	27.32	28.71	29.43	8.41	27.34	11.66	31.6
6 - 7	25.56	26.29	27.19	26.94	26.39	27.17	12.09	26.45	17.11	29.86
7 - 8	24.76	23.86	24.3	24.16	24.21	27.39	27.8	24.25	27.53	28.66
8 - 9	25.56	25.21	24.95	24.13	21.68	25.77	27.2	24.35	26.17	28.62
9 - 10	25.42	24.6	24.35	23.53	20.89	25.28	26.09	23.76	25.64	28.3
10 - 11	24.86	24.85	24.95	23.4	20.55	24.68	25.23	23.65	24.94	28.06
11 - 12	24.89	25.3	24.97	24.37	22.37	24.31	25.62	24.37	24.93	28.6
12 - 13	25.75	25.5	25.2	24.07	24.75	25.1	26.4	25.03	25.69	29
13 - 14	25.7	24.79	25.04	23.41	25.35	25.46	26.22	24.87	25.81	28.96
14 - 15	24.88	25.43	25.21	24	25.24	25.58	26.08	24.96	25.81	29
15 - 16	25.61	25.35	24.93	24.55	24.9	25.86	25.85	25.05	25.85	29.04
16 - 17	25.14	24.91	25.25	25.47	25.2	25.66	26.09	25.19	25.85	29.06
17 - 18	24.38	24.65	24.55	24.55	24.49	25.29	26.22	24.52	25.69	28.74
18 - 19	25.46	23.83	19.58	24.94	25.56	25.78	26.25	23.83	25.98	28.88
19 - 20	26.01	25.75	24.65	25.43	25.94	25.58	25.9	25.53	25.71	29.44
20 - 21	26.54	26.26	26.8	26.34	26.76	25.67	27.82	26.52	26.68	29.96
21 - 22	27.57	27.15	26.87	25.93	26.17	27.95	28.74	26.7	28.26	30.52
22 - 23	26.6	26.45	27.13	27	27.12	27.19	26.44	26.86	26.89	30.28
23 - 24	28.69	26.52	26.71	26.65	28.48	27.35	27.09	27.55	27.28	31.82
Totals	633.5	624	617.1	611.8	609.2	641.6	585			
% of Total	14.66%	14.44%	14.28%	14.15%	14.09%	14.84%	13.53%			

Incoming Direction Weekly Speeds
Norwich Road

from Thu-Feb-06-2020-12-00-PM to Wed-Mar-04-2020-02-59-PM

	24/02/2020	to	01/03/2020							
	Monday	Tuesday	Wednesday	Thursday	Friday	Saturday	Sunday	Week	Weekend	Week Day 85%
Hour	24/02/2020	25/02/2020	26/02/2020	27/02/2020	28/02/2020	29/02/2020	01/03/2020	Day Avg	Avg	Avg Speed
0 - 1	27.27	28.65	25.77	28.82	31.13	28.08	28.38	28.45	28.27	32.54
1 - 2	30	25.75	27.64	27	28.2	29.19	28.18	27.6	28.57	32
2 - 3	25.57	27.33	29.33	30.5	27.62	27.07	29.62	28.73	28.42	33.1
3 - 4	26.82	28.53	26.79	25.35	28.33	28.96	31.33	27.07	29.85	32.34
4 - 5	29.33	27.24	27.95	27.93	28.17	28.22	28.86	28.2	28.55	33.48
5 - 6	27.32	26.89	27.14	27.25	26.95	28.65	28.31	27.12	28.47	31.54
6 - 7	26.17	26.39	26.38	26.69	26.74	28.09	28.11	26.47	28.1	29.66
7 - 8	23.16	23.08	23	22.56	24.25	27.35	28.65	23.18	27.74	27.9
8 - 9	20.52	22.88	22.22	22.79	23.22	26.09	27.39	22.29	26.5	27.3
9 - 10	18.7	24.54	24.78	24.39	25.13	24.26	26.22	23.55	25.08	28.56
10 - 11	25.05	24.63	25.21	24.37	24	25.25	25.54	24.64	25.39	28.88
11 - 12	24.76	25.16	25.02	24.84	24.9	24.84	25.27	24.94	25.03	29.02
12 - 13	25.52	25.66	25.31	25.12	20.44	25.15	25.14	24.21	25.15	28.96
13 - 14	25.82	25.37	24.84	25.38	17.14	25.29	25.78	23.26	25.52	28.92
14 - 15	24.52	23.95	23.23	25.25	15.14	26	26.57	21.94	26.28	28.02
15 - 16	23.49	22.32	22.51	23.47	18.22	26.23	26.45	21.85	26.34	27.72
16 - 17	25.03	23.28	23.06	23.15	21.03	26.16	26.52	23.1	26.34	28.2
17 - 18	24.07	24.17	25.04	23.22	24.12	26.28	26.6	24.13	26.43	28.56
18 - 19	25.89	24.49	24.95	24.11	24.43	26.63	26.13	24.73	26.41	28.92
19 - 20	25.02	25.39	26.22	25.24	25.97	26.61	26.21	25.61	26.44	29.32
20 - 21	26.46	25.99	26.93	26.74	26.73	26.98	26.6	26.59	26.82	30.12
21 - 22	25.25	26.8	27.19	25.48	26.82	27.26	26.96	26.31	27.15	30.46
22 - 23	27.51	26.75	27.48	26.9	26.48	26.96	26.77	26.92	26.89	30.86
23 - 24	30.39	26.96	27.23	27.13	27.16	28.37	27.17	27.63	28.18	32.74
Totals	613.7	612.3	615	613.7	591.9	644.2	652.9			
% of Total	14.13%	14.1%	14.16%	14.13%	13.63%	14.83%	15.03%			

Incoming Direction Weekly Speeds
Norwich Road

from Thu-Feb-06-2020-12-00-PM to Wed-Mar-04-2020-02-59-PM

	02/03/2020	to	08/03/2020							
	Monday	Tuesday	Wednesday	Thursday	Friday	Saturday	Sunday	Week	Weekend	Week Day 85%
Hour	02/03/2020	03/03/2020	04/03/2020	05/03/2020	06/03/2020	07/03/2020	08/03/2020	Day Avg	Avg	Avg Speed
0 - 1	26	29.5	28	*	*	*	*	27.86	*	33.33
1 - 2	25.33	25.7	30.24	*	*	*	*	28.23	*	31.33
2 - 3	30	28.6	27.11	*	*	*	*	28.85	*	34.6
3 - 4	27.87	25.31	25.88	*	*	*	*	26.5	*	30.77
4 - 5	24.04	28.09	27.68	*	*	*	*	26.4	*	32.9
5 - 6	24.4	27.9	27.41	*	*	*	*	26.52	*	32.13
6 - 7	26.59	26.75	26.56	*	*	*	*	26.63	*	29.6
7 - 8	22.65	23.12	23.08	*	*	*	*	22.96	*	27.67
8 - 9	22.35	22.89	22.47	*	*	*	*	22.58	*	27.7
9 - 10	24.32	25.05	24.54	*	*	*	*	24.64	*	28.77
10 - 11	24.85	24.57	25.35	*	*	*	*	24.92	*	28.97
11 - 12	25.12	24.92	25.13	*	*	*	*	25.05	*	29
12 - 13	25.33	25.44	25.76	*	*	*	*	25.51	*	29.33
13 - 14	25.59	25.32	25.14	*	*	*	*	25.38	*	29.1
14 - 15	25.28	24.21	0	*	*	*	*	24.72	*	28.85
15 - 16	23.44	22.93	*	*	*	*	*	23.19	*	28.2
16 - 17	24.11	23.45	*	*	*	*	*	23.78	*	28.3
17 - 18	24.21	24.73	*	*	*	*	*	24.48	*	28.75
18 - 19	25.17	24.74	*	*	*	*	*	24.94	*	28.9
19 - 20	26.48	25.7	*	*	*	*	*	26.11	*	29.65
20 - 21	26.78	25.57	*	*	*	*	*	26.08	*	29.6
21 - 22	25.87	26.28	*	*	*	*	*	26.09	*	30.4
22 - 23	28.55	27.39	*	*	*	*	*	27.83	*	32.5
23 - 24	27.79	27.05	*	*	*	*	*	27.56	*	32.1
Totals	611.9	615	364.4	0	0	0	0			
% of Total	38.45%	38.65%	22.9%	0%	0%	0%	0%			

Incoming Direction Monthly Speeds
Norwich Road

from Thu-Feb-06-2020-12-00-PM to Wed-Mar-04-2020-02-59-PM

Hour	Feb 2020							Week Day Avg	Weekend Avg	Week Day 85% Avg Speed
	Monday	Tuesday	Wednesday	Thursday	Friday	Saturday	Sunday			
0 - 1	27.73	28.56	27.39	28	28.9	28.09	28.2	28.25	28.14	33.56
1 - 2	28.6	26.38	27.77	28.44	27.9	29.05	29.79	27.91	29.45	33.04
2 - 3	28.59	28.73	27.97	25.67	27.77	26.72	27.34	27.41	27.02	33.92
3 - 4	27.14	27.34	26	25.87	27.04	29.14	23.47	26.76	26.34	31.4
4 - 5	28.66	27.26	27.16	15.79	27.21	28.52	16.93	22.84	21.41	31.86
5 - 6	27.42	26.79	27.24	21.44	27.77	28.67	11.72	25.89	17.71	31.48
6 - 7	25.85	26.18	26.54	22.19	26.53	27.69	17.75	25.43	23.41	29.52
7 - 8	23.48	23	23.24	22.7	23.37	27.11	28.19	23.16	27.36	27.9
8 - 9	22.94	23.64	23.04	22.76	22.77	25.82	27.48	23.02	26.16	28.08
9 - 10	23.1	24.52	24.69	24.25	24.03	24.62	26.42	24.13	25.21	28.74
10 - 11	25	24.86	25.13	23.71	23.32	24.86	25.79	24.31	25.21	28.72
11 - 12	25.07	25.32	25.12	24.83	24.31	24.67	25.75	24.89	25.07	29
12 - 13	25.27	25.49	25.36	24.76	24.04	25.31	26.15	24.87	25.62	29.08
13 - 14	25.89	25.2	25.15	24.03	22.97	25.61	26.4	24.46	25.89	29.06
14 - 15	24.82	24.79	24.22	24.65	22.11	25.59	26.33	23.94	25.85	28.84
15 - 16	24.08	23.63	23.42	23.59	22.2	25.97	26.27	23.3	26.08	28.5
16 - 17	24.18	23.82	24.11	24.12	23.97	25.75	26.12	24.04	25.87	28.62
17 - 18	24.46	24.2	24.01	23.67	24	25.93	26.32	24.04	26.07	28.5
18 - 19	25.3	24.34	23.1	24.68	24.98	26.21	26.16	24.49	26.19	28.88
19 - 20	25.59	25.54	25.56	25.63	25.85	26.28	26.4	25.65	26.32	29.44
20 - 21	26.58	26.19	26.35	26.39	26.63	26.87	27.52	26.43	27.1	29.92
21 - 22	26.04	26.61	26.35	26.12	26.44	27.12	27.77	26.31	27.32	30.12
22 - 23	27.14	26.98	27.14	27.04	26.63	26.97	27.25	26.94	27.05	30.52
23 - 24	28.58	26.97	27.06	27.03	28.23	27.72	27.02	27.71	27.59	32.28

Incoming Direction Monthly Speeds
Norwich Road

from Thu-Feb-06-2020-12-00-PM to Wed-Mar-04-2020-02-59-PM

Hour	Mar 2020							Week Day Avg	Weekend Avg	Week Day 85% Avg Speed
	Monday	Tuesday	Wednesday	Thursday	Friday	Saturday	Sunday			
0 - 1	26	29.5	28	*	*	*	28.38	27.86	28.38	33.33
1 - 2	25.33	25.7	30.24	*	*	*	28.18	28.23	28.18	31.33
2 - 3	30	28.6	27.11	*	*	*	29.62	28.85	29.62	34.6
3 - 4	27.87	25.31	25.88	*	*	*	31.33	26.5	31.33	30.77
4 - 5	24.04	28.09	27.68	*	*	*	28.86	26.4	28.86	32.9
5 - 6	24.4	27.9	27.41	*	*	*	28.31	26.52	28.31	32.13
6 - 7	26.59	26.75	26.56	*	*	*	28.11	26.63	28.11	29.6
7 - 8	22.65	23.12	23.08	*	*	*	28.65	22.96	28.65	27.67
8 - 9	22.35	22.89	22.47	*	*	*	27.39	22.58	27.39	27.7
9 - 10	24.32	25.05	24.54	*	*	*	26.22	24.64	26.22	28.77
10 - 11	24.85	24.57	25.35	*	*	*	25.54	24.92	25.54	28.97
11 - 12	25.12	24.92	25.13	*	*	*	25.27	25.05	25.27	29
12 - 13	25.33	25.44	25.76	*	*	*	25.14	25.51	25.14	29.33
13 - 14	25.59	25.32	25.14	*	*	*	25.78	25.38	25.78	29.1
14 - 15	25.28	24.21	0	*	*	*	26.57	24.72	26.57	28.85
15 - 16	23.44	22.93	*	*	*	*	26.45	23.19	26.45	28.2
16 - 17	24.11	23.45	*	*	*	*	26.52	23.78	26.52	28.3
17 - 18	24.21	24.73	*	*	*	*	26.6	24.48	26.6	28.75
18 - 19	25.17	24.74	*	*	*	*	26.13	24.94	26.13	28.9
19 - 20	26.48	25.7	*	*	*	*	26.21	26.11	26.21	29.65
20 - 21	26.78	25.57	*	*	*	*	26.6	26.08	26.6	29.6
21 - 22	25.87	26.28	*	*	*	*	26.96	26.09	26.96	30.4
22 - 23	28.55	27.39	*	*	*	*	26.77	27.83	26.77	32.5
23 - 24	27.79	27.05	*	*	*	*	27.17	27.56	27.17	32.1

Incoming Direction Weekly EightyFifthSpeeds
Norwich Road

from Thu-Feb-06-2020-12-00-PM to Wed-Mar-04-2020-02-59-PM

	03/02/2020	to	09/02/2020							
	Monday	Tuesday	Wednesday	Thursday	Friday	Saturday	Sunday	Week	Weekend	Week Day 85%
Hour	03/02/2020	04/02/2020	05/02/2020	06/02/2020	07/02/2020	08/02/2020	09/02/2020	Day Avg	Avg	Avg Speed
0 - 1	*	*	*	*	36.7	30	34.2	36.7	32.1	36.7
1 - 2	*	*	*	*	35	37.5	34.7	35	36.1	35
2 - 3	*	*	*	*	35	35	35	35	35	35
3 - 4	*	*	*	*	29.3	34.2	40	29.3	37.1	29.3
4 - 5	*	*	*	*	29.6	35	36.7	29.6	35.85	29.6
5 - 6	*	*	*	*	31.8	33.6	32.5	31.8	33.05	31.8
6 - 7	*	*	*	*	29.5	32.1	33.3	29.5	32.7	29.5
7 - 8	*	*	*	*	26.6	29.6	31.7	26.6	30.65	26.6
8 - 9	*	*	*	*	27.7	29.2	31.2	27.7	30.2	27.7
9 - 10	*	*	*	*	28.9	28.7	29.7	28.9	29.2	28.9
10 - 11	*	*	*	*	28.7	28.8	29.8	28.7	29.3	28.7
11 - 12	*	*	*	*	29.3	28.8	29.5	29.3	29.15	29.3
12 - 13	*	*	*	29	29.2	29.1	29.9	29.1	29.5	29.1
13 - 14	*	*	*	27.5	29.2	29.3	30.2	28.35	29.75	28.35
14 - 15	*	*	*	28.7	28.9	29.3	30.2	28.8	29.75	28.8
15 - 16	*	*	*	28.7	28.5	29.8	30.6	28.6	30.2	28.6
16 - 17	*	*	*	28.4	28.8	29.5	31.3	28.6	30.4	28.6
17 - 18	*	*	*	28.1	28.2	29.4	29.6	28.15	29.5	28.15
18 - 19	*	*	*	28.8	29	29.3	29.5	28.9	29.4	28.9
19 - 20	*	*	*	29.6	29.9	29.7	30	29.75	29.85	29.75
20 - 21	*	*	*	30	30	31.3	30.9	30	31.1	30
21 - 22	*	*	*	29.6	30	30	33.5	29.8	31.75	29.8
22 - 23	*	*	*	30	29.7	31	33	29.85	32	29.85
23 - 24	*	*	*	35	34.2	33.1	31	34.6	32.05	34.6
Totals	0	0	0	353.4	723.7	743.3	768			
% of Total	0%	0%	0%	13.65%	27.96%	28.72%	29.67%			

Incoming Direction Weekly EightyFifthSpeeds
Norwich Road

from Thu-Feb-06-2020-12-00-PM to Wed-Mar-04-2020-02-59-PM

	10/02/2020	to	16/02/2020							
	Monday	Tuesday	Wednesday	Thursday	Friday	Saturday	Sunday	Week	Weekend	Week Day 85%
Hour	10/02/2020	11/02/2020	12/02/2020	13/02/2020	14/02/2020	15/02/2020	16/02/2020	Day Avg	Avg	Avg Speed
0 - 1	32.5	33.3	31.7	33.9	35	35	33.6	33.28	34.3	33.28
1 - 2	30	30	35	35	35	38.3	36.2	33	37.25	33
2 - 3	35	35	35	32.5	35	35	33.8	34.5	34.4	34.5
3 - 4	30	29.6	29.2	29.2	35	34	36.2	30.6	35.1	30.6
4 - 5	35	33.3	30	14.6	34	32	37.5	29.38	34.75	29.38
5 - 6	32.6	31.6	31.9	28.3	32.5	33	35	31.38	34	31.38
6 - 7	29.3	29.3	29.5	27.3	29.7	32.4	33.2	29.02	32.8	29.02
7 - 8	26.8	26	27.1	25.7	27.5	30.6	33.8	26.62	32.2	26.62
8 - 9	28	27.7	27.3	26.6	28.5	29.5	32.6	27.62	31.05	27.62
9 - 10	29.1	28.6	29.1	28.9	28.9	28.8	29.5	28.92	29.15	28.92
10 - 11	29	29	29.2	28.5	28.8	28.7	29.3	28.9	29	28.9
11 - 12	29.3	29.2	29	29	29	28.9	29.5	29.1	29.2	29.1
12 - 13	28.8	29.2	29.3	29	29.2	29.3	29.5	29.1	29.4	29.1
13 - 14	29.5	29.1	29.2	29.2	29.1	29.3	29.8	29.22	29.55	29.22
14 - 15	29.2	29	29	29.1	29	29.1	29.7	29.06	29.4	29.06
15 - 16	28.4	28.4	28.3	27.8	27.9	29.4	29.7	28.16	29.55	28.16
16 - 17	27.7	28.1	28.5	28.5	28.8	29.2	29.5	28.32	29.35	28.32
17 - 18	28.9	28.3	27.3	28.2	28.3	29.8	29.6	28.2	29.7	28.2
18 - 19	28.7	28.8	28.9	29	29.1	30.1	29.8	28.9	29.95	28.9
19 - 20	29.5	29.4	29.4	29.6	29.2	31.1	29.5	29.42	30.3	29.42
20 - 21	29.8	29.9	29.7	29.6	29.8	31.5	32.5	29.76	32	29.76
21 - 22	29.6	30	30.7	29.8	29.7	30.3	31.8	29.96	31.05	29.96
22 - 23	31.2	32.5	30.4	31.7	29.8	31.1	31.7	31.12	31.4	31.12
23 - 24	34	31.4	30.8	29.7	34.2	31.1	30	32.02	30.55	32.02
Totals	721.9	716.7	715.5	690.7	733	747.5	763.3			
% of Total	14.19%	14.08%	14.06%	13.57%	14.4%	14.69%	15%			

Incoming Direction Weekly EightyFifthSpeeds
Norwich Road

from Thu-Feb-06-2020-12-00-PM to Wed-Mar-04-2020-02-59-PM

	17/02/2020	to	23/02/2020							
	Monday	Tuesday	Wednesday	Thursday	Friday	Saturday	Sunday	Week	Weekend	Week Day 85%
Hour	17/02/2020	18/02/2020	19/02/2020	20/02/2020	21/02/2020	22/02/2020	23/02/2020	Day Avg	Avg	Avg Speed
0 - 1	32.5	33.3	35	33.8	33.8	32	31.7	33.68	31.85	33.68
1 - 2	32.5	35	32.5	33.8	29.2	33.3	38.3	32.6	35.8	32.6
2 - 3	35	29.4	30	30	29.6	33	37.5	30.8	35.25	30.8
3 - 4	32.5	31.7	32.5	31.2	29.1	40	30	31.4	35	31.4
4 - 5	31.4	31.4	30	32	34.3	36.2	23.3	31.82	29.75	31.82
5 - 6	31	30.8	31.3	31.6	33.3	34.5	9.5	31.6	22	31.6
6 - 7	29.4	29.6	30.7	29.9	29.7	30.6	26	29.86	28.3	29.86
7 - 8	28.9	28.6	28.6	28.5	28.7	31	33.1	28.66	32.05	28.66
8 - 9	29.2	29.1	29	28.5	27.3	29.5	31.4	28.62	30.45	28.62
9 - 10	29.1	28.9	28.8	28.2	26.5	29.1	29.5	28.3	29.3	28.3
10 - 11	28.8	28.8	28.9	28.1	25.7	28.8	29	28.06	28.9	28.06
11 - 12	28.9	29	29	28.7	27.4	28.6	29.3	28.6	28.95	28.6
12 - 13	29.3	29.2	29.1	28.4	29	29.1	29.6	29	29.35	29
13 - 14	29.3	28.9	29.1	28.4	29.1	29.3	29.5	28.96	29.4	28.96
14 - 15	29.1	29.3	29	28.5	29.1	29.5	29.4	29	29.45	29
15 - 16	29.3	29.2	29	28.7	29	29.4	29.6	29.04	29.5	29.04
16 - 17	29	28.9	29.2	29.1	29.1	29.4	29.5	29.06	29.45	29.06
17 - 18	28.8	28.7	28.7	28.8	28.7	29.2	29.5	28.74	29.35	28.74
18 - 19	29.2	28.9	28.2	28.9	29.2	29.3	29.8	28.88	29.55	28.88
19 - 20	29.5	29.5	29.3	29.3	29.6	29.4	29.4	29.44	29.4	29.44
20 - 21	30.7	29.6	29.8	29.7	30	29.5	32.2	29.96	30.85	29.96
21 - 22	32.7	30.3	29.8	29.8	30	32.7	34.2	30.52	33.45	30.52
22 - 23	29.5	30.4	30	30.4	31.1	30.6	29.9	30.28	30.25	30.28
23 - 24	34.3	31.2	30	30.8	32.8	31.4	31.7	31.82	31.55	31.82
Totals	729.9	719.7	717.5	715.1	711.3	745.4	712.9			
% of Total	14.45%	14.25%	14.2%	14.16%	14.08%	14.76%	14.11%			

Incoming Direction Weekly EightyFifthSpeeds
Norwich Road

from Thu-Feb-06-2020-12-00-PM to Wed-Mar-04-2020-02-59-PM

	24/02/2020	to	01/03/2020							
	Monday	Tuesday	Wednesday	Thursday	Friday	Saturday	Sunday	Week	Weekend	Week Day 85%
Hour	24/02/2020	25/02/2020	26/02/2020	27/02/2020	28/02/2020	29/02/2020	01/03/2020	Day Avg	Avg	Avg Speed
0 - 1	29.4	32.5	29.3	34	37.5	33.6	33.3	32.54	33.45	32.54
1 - 2	35	30	30	35	30	34	33	32	33.5	32
2 - 3	35	29.2	33.8	35	32.5	35	35	33.1	35	33.1
3 - 4	32.5	34.2	31.7	29.5	33.8	35	35	32.34	35	32.34
4 - 5	34	33	33.3	32.5	34.6	35	34.2	33.48	34.6	33.48
5 - 6	32	32	30.6	31.7	31.4	35	33.3	31.54	34.15	31.54
6 - 7	29.6	29.7	29.6	29.7	29.7	32.8	32	29.66	32.4	29.66
7 - 8	27.9	27.8	27.7	27.6	28.5	31.4	33.6	27.9	32.5	27.9
8 - 9	25.6	28	27.2	27.4	28.3	29.5	31.7	27.3	30.6	27.3
9 - 10	27.6	28.8	28.8	28.6	29	28.9	29.6	28.56	29.25	28.56
10 - 11	29	28.9	29	28.9	28.6	29	29.2	28.88	29.1	28.88
11 - 12	29.2	29	28.9	28.9	29.1	28.8	29.2	29.02	29	29.02
12 - 13	29.1	29.3	29.1	29	28.3	29.1	29	28.96	29.05	28.96
13 - 14	29.5	29.3	28.9	29.2	27.7	29.2	29.3	28.92	29.25	28.92
14 - 15	28.7	28.5	28.1	29	25.8	29.6	29.8	28.02	29.7	28.02
15 - 16	28.3	27.5	27.6	28.7	26.5	29.7	29.8	27.72	29.75	27.72
16 - 17	29.1	28	28	27.5	28.4	29.7	29.9	28.2	29.8	28.2
17 - 18	28.5	28.6	29	27.9	28.8	29.6	29.8	28.56	29.7	28.56
18 - 19	29.5	28.8	28.9	28.5	28.9	29.8	29.9	28.92	29.85	28.92
19 - 20	29.1	29.2	29.5	29.1	29.7	29.9	29.9	29.32	29.9	29.32
20 - 21	30.5	29.4	30.5	29.8	30.4	30.4	29.7	30.12	30.05	30.12
21 - 22	29.3	31.6	31.2	30.3	29.9	30.8	30	30.46	30.4	30.46
22 - 23	31.5	31.4	31.7	30.3	29.4	29.6	31	30.86	30.3	30.86
23 - 24	36.2	31.7	32	31.7	32.1	32.8	31.2	32.74	32	32.74
Totals	726.1	716.4	714.4	719.8	718.9	748.2	748.4			
% of Total	14.26%	14.07%	14.03%	14.14%	14.12%	14.69%	14.7%			

Incoming Direction Weekly EightyFifthSpeeds
Norwich Road

from Thu-Feb-06-2020-12-00-PM to Wed-Mar-04-2020-02-59-PM

	02/03/2020	to	08/03/2020							
	Monday	Tuesday	Wednesday	Thursday	Friday	Saturday	Sunday	Week	Weekend	Week Day 85%
Hour	02/03/2020	03/03/2020	04/03/2020	05/03/2020	06/03/2020	07/03/2020	08/03/2020	Day Avg	Avg	Avg Speed
0 - 1	30	35	35	*	*	*	*	33.33	0	33.33
1 - 2	30	30	34	*	*	*	*	31.33	0	31.33
2 - 3	35	33.8	35	*	*	*	*	34.6	0	34.6
3 - 4	33.8	29.3	29.2	*	*	*	*	30.77	0	30.77
4 - 5	33	33.2	32.5	*	*	*	*	32.9	0	32.9
5 - 6	32.3	32.7	31.4	*	*	*	*	32.13	0	32.13
6 - 7	29.6	29.7	29.5	*	*	*	*	29.6	0	29.6
7 - 8	27.3	27.9	27.8	*	*	*	*	27.67	0	27.67
8 - 9	27.7	28	27.4	*	*	*	*	27.7	0	27.7
9 - 10	28.6	29	28.7	*	*	*	*	28.77	0	28.77
10 - 11	29	28.8	29.1	*	*	*	*	28.97	0	28.97
11 - 12	28.9	29	29.1	*	*	*	*	29	0	29
12 - 13	29.2	29.4	29.4	*	*	*	*	29.33	0	29.33
13 - 14	29.2	29	29.1	*	*	*	*	29.1	0	29.1
14 - 15	29.1	28.6	0	*	*	*	*	28.85	0	28.85
15 - 16	28.3	28.1	*	*	*	*	*	28.2	0	28.2
16 - 17	28.5	28.1	*	*	*	*	*	28.3	0	28.3
17 - 18	28.7	28.8	*	*	*	*	*	28.75	0	28.75
18 - 19	29	28.8	*	*	*	*	*	28.9	0	28.9
19 - 20	29.6	29.7	*	*	*	*	*	29.65	0	29.65
20 - 21	29.7	29.5	*	*	*	*	*	29.6	0	29.6
21 - 22	29.9	30.9	*	*	*	*	*	30.4	0	30.4
22 - 23	33.5	31.5	*	*	*	*	*	32.5	0	32.5
23 - 24	32.5	31.7	*	*	*	*	*	32.1	0	32.1
Totals	722.4	720.5	427.2	0	0	0	0			
% of Total	38.63%	38.53%	22.84%	0%	0%	0%	0%			

Incoming Direction Monthly EightyFifthSpeeds
Norwich Road

from Thu-Feb-06-2020-12-00-PM to Wed-Mar-04-2020-02-59-PM

Hour	Feb 2020							Week Day Avg	Weekend Avg	Week Day 85% Avg Speed
	Monday	Tuesday	Wednesday	Thursday	Friday	Saturday	Sunday			
0 - 1	32.1	33.8	32.5	33.9	35.5	33	33.3	33.56	33.15	33.56
1 - 2	33	31.7	33.3	34.2	33	34.8	35.8	33.04	35.3	33.04
2 - 3	36.7	32.5	34	33.6	32.8	34.7	35	33.92	34.85	33.92
3 - 4	32.3	32.5	30.8	30	31.4	35.6	35	31.4	35.3	31.4
4 - 5	33.7	32.4	31.7	28.1	33.4	34.4	31.5	31.86	32.95	31.86
5 - 6	32	31.6	31.3	30	32.5	34.1	25.7	31.48	29.9	31.48
6 - 7	29.4	29.5	29.8	29.3	29.6	32.1	29.4	29.52	30.75	29.52
7 - 8	28.1	27.8	27.9	27.7	28	30.5	33	27.9	31.75	27.9
8 - 9	28.2	28.4	28.1	27.7	28	29.4	31.8	28.08	30.6	28.08
9 - 10	28.8	28.8	28.9	28.6	28.6	28.9	29.6	28.74	29.25	28.74
10 - 11	28.9	28.9	29	28.5	28.3	28.8	29.3	28.72	29.05	28.72
11 - 12	29.1	29.1	29	28.9	28.9	28.8	29.4	29	29.1	29
12 - 13	29.1	29.2	29.2	28.9	29	29.1	29.7	29.08	29.4	29.08
13 - 14	29.4	29.1	29.1	28.8	28.9	29.3	29.7	29.06	29.5	29.06
14 - 15	29	28.9	28.8	28.9	28.6	29.4	29.7	28.84	29.55	28.84
15 - 16	28.8	28.5	28.5	28.5	28.2	29.6	29.8	28.5	29.7	28.5
16 - 17	28.8	28.4	28.6	28.5	28.8	29.4	29.8	28.62	29.6	28.62
17 - 18	28.7	28.5	28.5	28.3	28.5	29.5	29.6	28.5	29.55	28.5
18 - 19	29.1	28.8	28.7	28.8	29	29.6	29.7	28.88	29.65	28.88
19 - 20	29.4	29.4	29.4	29.4	29.6	29.8	29.6	29.44	29.7	29.44
20 - 21	30.2	29.7	29.9	29.8	30	30.5	31.9	29.92	31.2	29.92
21 - 22	29.7	30.7	30.5	29.8	29.9	31.1	33.1	30.12	32.1	30.12
22 - 23	30	31.6	30.6	30.7	29.7	30.3	31.5	30.52	30.9	30.52
23 - 24	34.8	31.7	30.7	31	33.2	32.1	30.7	32.28	31.4	32.28

Incoming Direction Monthly EightyFifthSpeeds
Norwich Road

from Thu-Feb-06-2020-12-00-PM to Wed-Mar-04-2020-02-59-PM

	Mar 2020							Week	Weekend	Week Day 85%
Hour	Monday	Tuesday	Wednesday	Thursday	Friday	Saturday	Sunday	Day Avg	Avg	Avg Speed
0 - 1	30	35	35	*	*	*	33.3	33.33	33.3	33.33
1 - 2	30	30	34	*	*	*	33	31.33	33	31.33
2 - 3	35	33.8	35	*	*	*	35	34.6	35	34.6
3 - 4	33.8	29.3	29.2	*	*	*	35	30.77	35	30.77
4 - 5	33	33.2	32.5	*	*	*	34.2	32.9	34.2	32.9
5 - 6	32.3	32.7	31.4	*	*	*	33.3	32.13	33.3	32.13
6 - 7	29.6	29.7	29.5	*	*	*	32	29.6	32	29.6
7 - 8	27.3	27.9	27.8	*	*	*	33.6	27.67	33.6	27.67
8 - 9	27.7	28	27.4	*	*	*	31.7	27.7	31.7	27.7
9 - 10	28.6	29	28.7	*	*	*	29.6	28.77	29.6	28.77
10 - 11	29	28.8	29.1	*	*	*	29.2	28.97	29.2	28.97
11 - 12	28.9	29	29.1	*	*	*	29.2	29	29.2	29
12 - 13	29.2	29.4	29.4	*	*	*	29	29.33	29	29.33
13 - 14	29.2	29	29.1	*	*	*	29.3	29.1	29.3	29.1
14 - 15	29.1	28.6	0	*	*	*	29.8	28.85	29.8	28.85
15 - 16	28.3	28.1	*	*	*	*	29.8	28.2	29.8	28.2
16 - 17	28.5	28.1	*	*	*	*	29.9	28.3	29.9	28.3
17 - 18	28.7	28.8	*	*	*	*	29.8	28.75	29.8	28.75
18 - 19	29	28.8	*	*	*	*	29.9	28.9	29.9	28.9
19 - 20	29.6	29.7	*	*	*	*	29.9	29.65	29.9	29.65
20 - 21	29.7	29.5	*	*	*	*	29.7	29.6	29.7	29.6
21 - 22	29.9	30.9	*	*	*	*	30	30.4	30	30.4
22 - 23	33.5	31.5	*	*	*	*	31	32.5	31	32.5
23 - 24	32.5	31.7	*	*	*	*	31.2	32.1	31.2	32.1

Starting Hour	Count	Average Speed of all Traffic	Violator Counts	Average Speed of Violators
00:00:00	0	N/A	N/A	N/A
01:00:00	0	N/A	N/A	N/A
02:00:00	0	N/A	N/A	N/A
03:00:00	0	N/A	N/A	N/A
04:00:00	0	N/A	N/A	N/A
05:00:00	0	N/A	N/A	N/A
06:00:00	0	N/A	N/A	N/A
07:00:00	0	N/A	N/A	N/A
08:00:00	0	N/A	N/A	N/A
09:00:00	0	N/A	N/A	N/A
10:00:00	0	N/A	N/A	N/A
11:00:00	0	N/A	N/A	N/A
12:00:00	450	2.2	20	32.8
13:00:00	488	2.4	15	32.5
14:00:00	475	2.5	24	32.5
15:00:00	551	2.3	21	33.0
16:00:00	635	1.9	29	32.5
17:00:00	607	1.8	14	32.5
18:00:00	534	2.2	16	33.1
19:00:00	335	3.6	33	32.7
20:00:00	203	5.4	31	33.1
21:00:00	190	5.5	20	33.8
22:00:00	111	9.3	16	35.0
23:00:00	35	17.1	8	35.0
00:00:00	20	19.6	5	39.5
01:00:00	7	22.5	4	33.8
02:00:00	16	26.3	6	35.0
03:00:00	12	21.0	1	42.5
04:00:00	30	14.1	4	32.5
05:00:00	98	10.0	16	34.7
06:00:00	292	3.5	30	33.0
07:00:00	900	1.3	10	33.5
08:00:00	781	1.4	20	32.8
09:00:00	802	1.5	30	32.7
10:00:00	738	1.7	29	32.8
11:00:00	527	2.5	46	33.0
12:00:00	683	1.7	42	32.6
13:00:00	560	2.0	36	32.5
14:00:00	604	2.0	30	32.8
15:00:00	641	1.8	27	32.7
16:00:00	645	1.7	29	32.5
17:00:00	583	2.1	19	33.0
18:00:00	509	2.8	25	33.7
19:00:00	312	4.2	37	33.6
20:00:00	182	6.1	30	32.8
21:00:00	152	7.5	24	33.3
22:00:00	112	8.1	12	33.8
23:00:00	59	14.3	19	34.3
00:00:00	34	15.9	4	32.5
01:00:00	20	23.5	7	36.1
02:00:00	12	25.0	5	36.5

Starting Hour	Count	Average Speed of all Traffic	Violator Counts	Average Speed of Violators
03:00:00	19	24.7	8	34.4
04:00:00	28	23.7	10	35.0
05:00:00	34	20.1	10	34.5
06:00:00	130	8.1	31	34.0
07:00:00	250	4.3	25	33.3
08:00:00	519	2.2	39	32.6
09:00:00	688	1.9	25	33.5
10:00:00	745	1.7	27	33.4
11:00:00	707	1.9	33	33.1
12:00:00	628	2.1	34	33.4
13:00:00	585	2.2	39	33.1
14:00:00	469	2.6	36	32.8
15:00:00	458	2.5	56	32.6
16:00:00	439	2.7	43	32.7
17:00:00	429	2.6	35	32.6
18:00:00	346	3.3	25	33.1
19:00:00	300	4.2	33	33.6
20:00:00	206	5.8	41	33.4
21:00:00	164	7.3	21	33.5
22:00:00	115	8.8	21	33.5
23:00:00	94	11.8	27	34.4
00:00:00	60	16.4	19	35.4
01:00:00	47	18.1	20	34.5
02:00:00	26	21.6	10	34.5
03:00:00	16	25.0	6	36.7
04:00:00	19	30.0	11	36.1
05:00:00	29	20.1	7	32.5
06:00:00	68	14.7	17	35.4
07:00:00	92	11.0	20	34.3
08:00:00	148	7.6	26	33.5
09:00:00	349	3.2	43	33.1
10:00:00	480	2.5	61	32.7
11:00:00	429	2.7	40	32.6
12:00:00	437	2.8	62	32.9
13:00:00	375	3.3	59	32.8
14:00:00	323	3.7	50	32.9
15:00:00	246	4.7	41	32.9
16:00:00	269	4.7	53	33.2
17:00:00	280	4.1	26	33.3
18:00:00	218	5.1	22	33.2
19:00:00	186	5.6	24	32.7
20:00:00	136	8.1	26	33.5
21:00:00	69	13.6	21	33.7
22:00:00	42	19.6	12	34.6
23:00:00	26	18.2	6	32.5
00:00:00	9	14.7	2	32.5
01:00:00	8	23.4	1	32.5
02:00:00	5	29.5	2	37.5
03:00:00	16	21.7	3	32.5
04:00:00	35	17.9	12	35.4
05:00:00	116	9.2	36	33.2

Starting Hour	Count	Average Speed of all Traffic	Violator Counts	Average Speed of Violators
06:00:00	374	3.2	29	33.5
07:00:00	909	1.2	15	32.8
08:00:00	874	1.3	24	32.7
09:00:00	680	1.8	32	32.5
10:00:00	605	1.9	33	32.5
11:00:00	497	2.4	32	32.8
12:00:00	478	2.6	23	33.4
13:00:00	481	2.8	45	33.1
14:00:00	466	2.5	32	32.7
15:00:00	558	2.4	27	33.4
16:00:00	587	2.0	15	32.8
17:00:00	539	2.2	24	33.1
18:00:00	420	2.8	19	33.3
19:00:00	271	4.5	23	33.6
20:00:00	123	8.5	18	33.3
21:00:00	146	7.1	14	33.6
22:00:00	76	10.6	13	33.7
23:00:00	46	16.5	12	35.0
00:00:00	10	22.3	1	32.5
01:00:00	10	23.0	4	33.8
02:00:00	6	21.7	4	33.8
03:00:00	14	20.9	1	32.5
04:00:00	41	15.7	10	35.0
05:00:00	100	9.6	21	33.0
06:00:00	403	3.3	31	33.6
07:00:00	946	1.1	6	32.5
08:00:00	879	1.3	29	32.7
09:00:00	793	1.5	22	32.7
10:00:00	625	2.1	30	33.0
11:00:00	558	2.3	40	32.8
12:00:00	495	2.6	34	32.6
13:00:00	512	2.4	27	33.2
14:00:00	509	2.3	25	32.7
15:00:00	545	2.2	17	33.1
16:00:00	650	1.8	17	32.5
17:00:00	595	1.9	20	32.5
18:00:00	515	2.2	13	32.9
19:00:00	316	3.6	24	32.5
20:00:00	177	6.2	29	32.7
21:00:00	148	6.6	18	32.8
22:00:00	76	10.8	23	32.5
23:00:00	35	16.3	9	34.2
00:00:00	19	21.7	4	33.8
01:00:00	18	19.4	5	34.5
02:00:00	9	27.5	2	37.5
03:00:00	12	19.0	1	32.5
04:00:00	38	17.0	6	32.5
05:00:00	106	9.6	24	33.3
06:00:00	382	3.3	40	33.4
07:00:00	913	1.2	12	32.5
08:00:00	881	1.4	14	34.6

Starting Hour	Count	Average Speed of all Traffic	Violator Counts	Average Speed of Violators
09:00:00	727	1.8	51	32.7
10:00:00	617	2.0	49	32.6
11:00:00	600	2.0	30	32.7
12:00:00	491	2.6	34	33.8
13:00:00	530	2.3	35	32.8
14:00:00	534	2.3	36	32.8
15:00:00	557	1.8	16	32.5
16:00:00	661	1.8	21	32.7
17:00:00	654	1.6	6	32.5
18:00:00	508	2.3	25	32.9
19:00:00	307	4.1	26	33.3
20:00:00	220	5.9	27	33.6
21:00:00	151	7.7	24	33.3
22:00:00	97	8.6	16	34.1
23:00:00	37	16.4	5	35.5
00:00:00	19	21.4	9	32.5
01:00:00	14	22.5	6	36.7
02:00:00	19	15.5	4	35.0
03:00:00	10	16.5	1	32.5
04:00:00	212	2.8	3	32.5
05:00:00	217	5.4	24	33.8
06:00:00	599	2.1	22	32.5
07:00:00	881	1.3	11	32.5
08:00:00	880	1.1	8	32.5
09:00:00	757	1.7	33	32.8
10:00:00	621	2.2	24	33.5
11:00:00	562	2.2	27	33.1
12:00:00	557	2.2	27	32.5
13:00:00	539	2.4	27	33.4
14:00:00	528	2.3	38	32.6
15:00:00	645	1.7	14	32.5
16:00:00	659	2.0	18	33.1
17:00:00	622	1.9	19	33.6
18:00:00	524	2.3	26	32.7
19:00:00	326	3.8	28	33.0
20:00:00	191	6.0	25	32.9
21:00:00	146	7.3	16	34.1
22:00:00	107	9.5	23	33.8
23:00:00	54	11.9	5	32.5
00:00:00	25	19.5	7	35.4
01:00:00	11	28.4	3	35.8
02:00:00	11	25.2	3	39.2
03:00:00	16	21.7	4	36.3
04:00:00	23	18.3	5	33.5
05:00:00	101	9.6	27	33.2
06:00:00	333	3.8	43	33.4
07:00:00	856	1.4	23	32.7
08:00:00	772	1.6	35	32.6
09:00:00	696	1.7	28	32.5
10:00:00	664	1.9	26	32.7
11:00:00	619	2.0	31	32.7

Starting Hour	Count	Average Speed of all Traffic	Violator Counts	Average Speed of Violators
12:00:00	568	2.1	36	32.6
13:00:00	547	2.3	35	32.8
14:00:00	598	2.1	41	32.6
15:00:00	615	1.7	16	32.8
16:00:00	655	1.9	24	33.3
17:00:00	660	1.9	17	34.6
18:00:00	526	2.5	35	33.4
19:00:00	314	3.8	19	33.0
20:00:00	202	5.7	21	33.2
21:00:00	151	6.5	19	33.6
22:00:00	124	7.0	17	32.5
23:00:00	66	14.4	21	34.6
00:00:00	45	15.0	12	36.7
01:00:00	15	25.2	6	35.8
02:00:00	26	20.8	12	34.6
03:00:00	19	22.8	6	34.2
04:00:00	19	20.3	5	32.5
05:00:00	35	16.9	12	32.9
06:00:00	113	9.4	29	33.4
07:00:00	270	4.6	48	33.4
08:00:00	419	3.2	40	33.1
09:00:00	630	2.0	29	32.8
10:00:00	734	1.6	21	32.5
11:00:00	631	1.9	25	32.7
12:00:00	589	2.0	48	32.6
13:00:00	587	2.0	38	32.9
14:00:00	548	2.3	36	32.8
15:00:00	499	2.8	41	33.5
16:00:00	573	2.3	32	32.7
17:00:00	350	3.4	45	32.8
18:00:00	307	4.3	47	33.5
19:00:00	253	5.0	45	33.6
20:00:00	179	6.0	36	33.1
21:00:00	140	7.9	24	33.5
22:00:00	104	8.8	20	33.0
23:00:00	107	9.1	20	33.0
00:00:00	52	16.3	15	34.8
01:00:00	30	23.8	11	36.1
02:00:00	31	21.0	12	33.8
03:00:00	29	20.3	12	35.8
04:00:00	30	23.8	12	35.8
05:00:00	22	23.3	7	36.8
06:00:00	70	13.8	20	34.3
07:00:00	86	10.1	28	33.9
08:00:00	147	9.0	39	34.0
09:00:00	373	3.0	37	32.8
10:00:00	565	2.1	39	32.8
11:00:00	568	2.4	50	33.0
12:00:00	506	2.5	48	32.9
13:00:00	456	2.9	50	32.8
14:00:00	378	3.6	47	33.2

Starting Hour	Count	Average Speed of all Traffic	Violator Counts	Average Speed of Violators
15:00:00	407	3.1	42	32.9
16:00:00	336	3.7	38	33.0
17:00:00	298	4.1	29	33.0
18:00:00	282	4.3	38	32.9
19:00:00	181	5.8	15	34.5
20:00:00	125	8.9	29	33.7
21:00:00	109	10.2	22	33.9
22:00:00	72	11.0	15	34.2
23:00:00	31	15.6	5	32.5
00:00:00	14	21.6	4	32.5
01:00:00	7	28.9	2	32.5
02:00:00	9	31.4	5	34.5
03:00:00	14	21.6	2	32.5
04:00:00	39	16.9	10	34.5
05:00:00	125	8.6	24	33.1
06:00:00	387	3.4	40	33.3
07:00:00	814	1.5	37	32.6
08:00:00	763	1.7	53	32.7
09:00:00	694	1.6	36	32.5
10:00:00	683	1.6	21	32.5
11:00:00	683	1.8	33	32.7
12:00:00	565	2.2	34	32.6
13:00:00	509	2.4	45	32.7
14:00:00	565	2.2	37	32.8
15:00:00	499	2.4	36	32.6
16:00:00	594	1.9	31	32.7
17:00:00	568	2.3	24	32.9
18:00:00	469	2.3	29	33.0
19:00:00	274	3.8	23	33.6
20:00:00	181	6.3	29	33.0
21:00:00	108	11.1	23	35.5
22:00:00	88	9.9	8	35.0
23:00:00	38	18.1	11	36.1
00:00:00	13	26.0	4	38.8
01:00:00	3	29.2	1	32.5
02:00:00	10	14.3	1	32.5
03:00:00	26	15.9	5	35.5
04:00:00	37	12.4	8	33.1
05:00:00	115	9.3	19	34.6
06:00:00	370	3.4	41	33.1
07:00:00	911	1.3	29	32.5
08:00:00	797	1.7	48	32.8
09:00:00	711	1.9	39	33.0
10:00:00	760	1.4	23	32.5
11:00:00	579	2.2	30	32.8
12:00:00	541	2.3	33	32.8
13:00:00	554	2.1	20	32.8
14:00:00	528	2.6	41	33.4
15:00:00	567	2.1	35	32.5
16:00:00	566	2.2	31	32.7
17:00:00	601	2.0	23	32.9

Starting Hour	Count	Average Speed of all Traffic	Violator Counts	Average Speed of Violators
18:00:00	460	2.8	19	32.8
19:00:00	283	3.9	23	32.5
20:00:00	204	4.9	26	32.7
21:00:00	131	8.0	20	35.0
22:00:00	107	9.7	18	34.4
23:00:00	42	15.2	8	32.5
00:00:00	15	27.7	6	35.8
01:00:00	15	23.8	3	37.5
02:00:00	8	27.5	1	37.5
03:00:00	13	19.4	3	34.2
04:00:00	32	16.8	5	35.5
05:00:00	98	9.3	18	33.3
06:00:00	336	3.8	62	33.5
07:00:00	845	1.5	34	32.6
08:00:00	782	1.6	44	32.6
09:00:00	721	1.8	30	32.5
10:00:00	712	1.7	26	33.3
11:00:00	621	1.9	34	32.5
12:00:00	565	2.3	38	32.8
13:00:00	566	2.2	35	32.6
14:00:00	592	2.0	30	32.5
15:00:00	594	2.2	34	33.5
16:00:00	572	2.1	36	32.9
17:00:00	575	1.8	24	32.5
18:00:00	501	2.5	19	33.0
19:00:00	334	3.5	24	32.7
20:00:00	160	6.2	18	32.8
21:00:00	145	7.5	20	33.8
22:00:00	88	10.6	15	35.8
23:00:00	44	16.0	6	35.8
00:00:00	15	22.0	4	33.8
01:00:00	14	21.6	4	33.8
02:00:00	16	19.2	4	33.8
03:00:00	19	16.6	4	32.5
04:00:00	40	16.3	9	36.9
05:00:00	115	10.5	23	34.0
06:00:00	340	3.8	49	33.3
07:00:00	845	1.3	17	32.5
08:00:00	806	1.6	26	32.7
09:00:00	747	1.5	17	32.5
10:00:00	757	1.6	16	33.1
11:00:00	559	1.9	17	32.5
12:00:00	603	2.0	19	33.3
13:00:00	537	2.1	17	32.8
14:00:00	509	2.0	15	32.5
15:00:00	571	2.2	21	32.7
16:00:00	553	2.3	31	33.1
17:00:00	562	2.3	24	34.0
18:00:00	473	2.7	24	34.0
19:00:00	295	4.2	27	33.6
20:00:00	206	5.8	21	33.9

Starting Hour	Count	Average Speed of all Traffic	Violator Counts	Average Speed of Violators
21:00:00	116	9.1	15	33.5
22:00:00	96	9.4	13	33.7
23:00:00	49	12.1	10	33.0
00:00:00	18	21.5	6	34.2
01:00:00	10	27.0	1	37.5
02:00:00	17	18.2	2	32.5
03:00:00	20	15.0	0	0.0
04:00:00	23	23.4	9	33.6
05:00:00	115	9.5	38	34.2
06:00:00	346	3.4	36	33.1
07:00:00	808	1.4	31	32.7
08:00:00	701	1.7	5	32.5
09:00:00	718	1.7	7	34.6
10:00:00	749	1.5	3	37.5
11:00:00	636	1.8	10	32.5
12:00:00	607	2.1	31	33.1
13:00:00	597	2.2	33	33.0
14:00:00	563	2.3	32	33.0
15:00:00	561	2.2	29	32.5
16:00:00	589	2.0	30	32.5
17:00:00	611	2.0	35	32.8
18:00:00	494	2.5	34	33.2
19:00:00	330	3.7	31	33.1
20:00:00	165	7.1	25	34.1
21:00:00	140	7.5	18	33.9
22:00:00	114	9.1	23	32.9
23:00:00	84	11.2	22	33.9
00:00:00	42	16.4	9	35.8
01:00:00	26	17.1	8	35.0
02:00:00	17	22.9	5	33.5
03:00:00	11	23.6	6	36.7
04:00:00	30	23.4	14	35.4
05:00:00	39	19.3	13	35.2
06:00:00	117	8.2	18	33.6
07:00:00	275	4.6	55	33.2
08:00:00	489	2.7	53	32.9
09:00:00	663	1.9	41	32.9
10:00:00	703	1.7	23	32.7
11:00:00	655	1.8	16	33.4
12:00:00	634	1.9	35	32.6
13:00:00	598	2.2	42	33.1
14:00:00	526	2.5	54	33.0
15:00:00	446	2.9	40	32.9
16:00:00	454	2.8	35	32.8
17:00:00	408	3.0	27	33.2
18:00:00	402	3.0	31	33.3
19:00:00	298	4.1	26	32.9
20:00:00	177	6.0	15	34.2
21:00:00	118	10.2	28	34.3
22:00:00	115	8.6	21	33.7
23:00:00	98	10.1	19	34.1

Starting Hour	Count	Average Speed of all Traffic	Violator Counts	Average Speed of Violators
00:00:00	53	13.9	9	33.1
01:00:00	24	24.1	8	36.9
02:00:00	20	31.0	10	37.0
03:00:00	31	13.3	4	36.3
04:00:00	110	5.1	7	35.4
05:00:00	221	1.6	4	32.5
06:00:00	266	2.7	8	35.0
07:00:00	145	7.8	42	33.2
08:00:00	193	7.3	38	33.8
09:00:00	510	2.5	54	32.8
10:00:00	622	1.9	24	32.7
11:00:00	583	1.9	41	33.0
12:00:00	551	2.1	52	32.6
13:00:00	495	2.4	42	32.7
14:00:00	464	2.4	39	32.6
15:00:00	365	3.4	35	32.9
16:00:00	357	3.3	36	32.6
17:00:00	313	3.9	28	33.8
18:00:00	304	4.3	36	33.1
19:00:00	214	4.7	18	33.1
20:00:00	146	7.4	32	34.1
21:00:00	83	12.6	28	34.5
22:00:00	75	11.7	11	33.4
23:00:00	36	17.4	7	33.2
00:00:00	13	18.7	1	32.5
01:00:00	6	24.6	2	32.5
02:00:00	7	28.2	3	35.8
03:00:00	22	18.3	5	33.5
04:00:00	37	16.4	15	34.5
05:00:00	116	8.7	28	32.9
06:00:00	336	3.8	36	33.2
07:00:00	823	1.5	29	33.2
08:00:00	816	1.3	4	32.5
09:00:00	713	1.8	13	32.9
10:00:00	569	2.1	24	32.7
11:00:00	528	2.5	34	32.8
12:00:00	498	2.4	37	32.8
13:00:00	455	2.8	44	33.4
14:00:00	518	2.3	21	33.0
15:00:00	508	2.1	11	32.5
16:00:00	542	2.4	33	34.0
17:00:00	587	1.9	21	32.5
18:00:00	385	3.3	35	33.4
19:00:00	273	3.9	15	32.8
20:00:00	144	7.0	20	32.8
21:00:00	139	6.8	13	32.9
22:00:00	71	10.8	12	33.8
23:00:00	34	20.4	14	35.4
00:00:00	19	25.4	5	44.5
01:00:00	11	24.5	2	32.5
02:00:00	6	18.3	0	0.0

Starting Hour	Count	Average Speed of all Traffic	Violator Counts	Average Speed of Violators
03:00:00	19	21.3	8	33.8
04:00:00	30	19.3	10	32.5
05:00:00	96	10.5	23	33.4
06:00:00	380	3.4	45	32.9
07:00:00	965	1.3	27	32.9
08:00:00	831	1.4	26	33.5
09:00:00	754	1.7	28	33.0
10:00:00	638	2.1	38	33.2
11:00:00	579	2.0	29	32.7
12:00:00	505	2.4	38	32.8
13:00:00	532	2.3	41	32.6
14:00:00	534	2.1	20	32.5
15:00:00	598	1.9	12	32.9
16:00:00	643	1.7	18	32.8
17:00:00	556	2.1	18	33.1
18:00:00	443	2.9	24	33.3
19:00:00	282	4.1	18	32.8
20:00:00	164	5.4	12	32.9
21:00:00	150	7.6	27	33.2
22:00:00	91	11.2	19	33.6
23:00:00	42	17.6	9	34.7
00:00:00	20	13.5	3	32.5
01:00:00	10	21.3	2	42.5
02:00:00	11	21.8	5	33.5
03:00:00	15	21.3	3	32.5
04:00:00	41	16.7	11	34.8
05:00:00	90	8.4	17	32.8
06:00:00	353	3.5	39	33.1
07:00:00	935	1.3	23	32.7
08:00:00	879	1.3	18	32.8
09:00:00	754	1.6	32	32.7
10:00:00	624	1.9	27	32.5
11:00:00	530	2.3	25	32.7
12:00:00	481	2.5	26	32.7
13:00:00	518	2.2	25	32.5
14:00:00	555	2.2	18	33.6
15:00:00	568	1.9	11	32.5
16:00:00	647	1.9	21	33.0
17:00:00	603	2.0	26	33.1
18:00:00	530	2.3	26	32.7
19:00:00	338	3.3	29	32.8
20:00:00	193	6.1	31	33.8
21:00:00	112	9.7	18	34.4
22:00:00	89	10.7	18	33.9
23:00:00	36	17.0	10	33.5
00:00:00	11	28.9	5	34.5
01:00:00	9	26.9	2	32.5
02:00:00	16	27.0	7	38.9
03:00:00	19	21.3	2	32.5
04:00:00	46	15.2	14	32.9
05:00:00	96	9.0	22	33.4

Starting Hour	Count	Average Speed of all Traffic	Violator Counts	Average Speed of Violators
06:00:00	340	3.4	35	32.9
07:00:00	824	1.3	19	32.5
08:00:00	857	1.3	11	32.5
09:00:00	849	1.5	29	32.8
10:00:00	657	2.1	37	33.2
11:00:00	550	2.1	23	32.9
12:00:00	511	2.3	31	32.8
13:00:00	505	2.5	32	33.1
14:00:00	475	2.3	21	33.2
15:00:00	592	2.3	31	33.3
16:00:00	668	1.8	22	33.9
17:00:00	602	1.8	22	32.5
18:00:00	477	2.4	18	33.1
19:00:00	302	3.6	16	33.1
20:00:00	176	6.2	22	33.0
21:00:00	130	8.3	18	33.3
22:00:00	118	8.7	18	33.1
23:00:00	33	16.8	8	33.1
00:00:00	15	27.5	8	36.3
01:00:00	5	23.0	1	32.5
02:00:00	8	28.1	2	32.5
03:00:00	5	27.5	2	32.5
04:00:00	36	18.9	17	34.3
05:00:00	85	11.5	18	34.2
06:00:00	308	4.3	40	34.4
07:00:00	738	1.7	26	32.7
08:00:00	679	1.7	25	32.7
09:00:00	653	2.0	33	33.1
10:00:00	634	2.0	23	32.7
11:00:00	519	2.4	33	32.7
12:00:00	631	2.2	21	33.0
13:00:00	679	2.3	30	33.0
14:00:00	689	1.7	5	33.5
15:00:00	684	1.9	16	33.1
16:00:00	573	2.5	21	33.5
17:00:00	553	2.0	14	32.9
18:00:00	520	2.4	22	33.2
19:00:00	385	3.2	46	33.0
20:00:00	174	6.3	28	33.0
21:00:00	170	6.5	21	33.9
22:00:00	149	6.1	15	32.8
23:00:00	110	8.7	20	34.0
00:00:00	38	18.0	12	34.2
01:00:00	35	17.0	14	33.6
02:00:00	29	21.0	8	35.0
03:00:00	27	22.0	6	39.2
04:00:00	25	20.3	8	35.6
05:00:00	40	19.1	16	34.4
06:00:00	120	9.9	32	33.8
07:00:00	266	4.8	52	33.6
08:00:00	488	2.7	48	33.3

Starting Hour	Count	Average Speed of all Traffic	Violator Counts	Average Speed of Violators
09:00:00	641	2.0	33	33.4
10:00:00	673	1.9	35	32.8
11:00:00	690	1.9	30	33.0
12:00:00	650	1.9	39	32.6
13:00:00	580	2.1	37	32.5
14:00:00	511	2.6	54	33.1
15:00:00	408	3.1	43	33.0
16:00:00	423	3.0	46	32.9
17:00:00	385	3.1	39	33.1
18:00:00	353	4.0	43	34.6
19:00:00	303	3.9	38	32.9
20:00:00	177	6.4	30	33.5
21:00:00	151	7.7	24	34.0
22:00:00	110	7.1	15	32.8
23:00:00	105	9.4	23	33.8
00:00:00	67	11.5	22	34.1
01:00:00	53	17.4	18	33.6
02:00:00	32	19.8	12	34.6
03:00:00	18	21.4	11	34.8
04:00:00	27	20.6	9	34.7
05:00:00	44	15.6	12	34.6
06:00:00	87	10.0	18	33.9
07:00:00	112	10.6	37	34.3
08:00:00	225	5.4	53	33.2
09:00:00	462	2.8	50	33.1
10:00:00	632	1.9	37	32.6
11:00:00	585	2.2	41	32.6
12:00:00	512	2.1	27	32.5
13:00:00	505	2.2	27	32.5
14:00:00	488	2.7	64	33.1
15:00:00	371	3.0	48	32.7
16:00:00	401	3.1	52	33.1
17:00:00	334	3.9	42	33.3
18:00:00	295	4.0	42	32.9
19:00:00	217	4.9	27	32.9
20:00:00	140	7.9	19	34.1
21:00:00	107	8.6	15	33.5
22:00:00	67	12.4	12	33.3
23:00:00	20	22.5	5	33.5
00:00:00	14	23.2	2	37.5
01:00:00	3	25.8	0	0.0
02:00:00	17	28.8	7	36.1
03:00:00	15	23.0	5	33.5
04:00:00	39	14.4	11	33.9
05:00:00	126	8.7	30	33.5
06:00:00	357	3.1	34	33.1
07:00:00	878	1.3	27	32.9
08:00:00	760	1.4	17	32.8
09:00:00	735	1.6	24	32.5
10:00:00	578	2.0	29	32.7
11:00:00	579	2.0	20	32.8

Starting Hour	Count	Average Speed of all Traffic	Violator Counts	Average Speed of Violators
12:00:00	498	2.3	30	32.5
13:00:00	507	2.4	38	32.6
14:00:00	489	2.3	29	32.7
15:00:00	600	2.0	22	33.0
16:00:00	578	1.9	15	32.8
17:00:00	593	2.1	27	32.9
18:00:00	403	2.9	19	33.0
19:00:00	268	4.1	25	33.1
20:00:00	167	5.9	19	33.6
21:00:00	132	6.9	15	32.8
22:00:00	48	18.3	14	35.0
23:00:00	48	15.4	12	36.7
00:00:00	16	18.4	6	34.2
01:00:00	10	21.0	2	32.5
02:00:00	15	19.7	5	34.5
03:00:00	13	19.6	1	32.5
04:00:00	29	16.5	10	33.0
05:00:00	107	10.0	28	33.6
06:00:00	349	3.5	39	33.7
07:00:00	982	1.2	31	32.5
08:00:00	885	1.3	21	32.5
09:00:00	756	1.6	31	32.7
10:00:00	583	2.0	27	32.9
11:00:00	567	2.2	31	32.8
12:00:00	550	2.6	52	33.3
13:00:00	492	2.4	22	33.2
14:00:00	533	2.2	19	32.8
15:00:00	588	2.0	26	32.7
16:00:00	603	1.7	14	32.5
17:00:00	587	2.0	23	32.7
18:00:00	451	2.7	17	32.8
19:00:00	258	4.6	26	33.3
20:00:00	220	5.2	23	33.6
21:00:00	158	7.5	26	33.1
22:00:00	73	10.8	15	33.8
23:00:00	25	18.9	5	35.5

Incoming Direction Histogram

Norwich Road

from Thu-Feb-06-2020-12-00-PM to Wed-Mar-04-2020-02-59-PM

Date	Starting Hr:min	<15	15 to <20	20 to <25	25 to <30	30 to <35	35 to <40	40 to <45	45 to <50	50 to <55	55 to <60	60 to <65	65 to <70	70 to <75	75 to <80	80 to <85	85 to <90	90 to <95	95 to <100	100 to >105	Total Counts	85pct Speed	10MPH Pace	% in pace	# of Speeders	% Speeders
06/02/2020	00:00	*	*	*	*	*	*	*	*	*	*	*	*	*	*	*	*	*	*	*	*	*	*	*	*	*
06/02/2020	01:00	*	*	*	*	*	*	*	*	*	*	*	*	*	*	*	*	*	*	*	*	*	*	*	*	*
06/02/2020	02:00	*	*	*	*	*	*	*	*	*	*	*	*	*	*	*	*	*	*	*	*	*	*	*	*	*
06/02/2020	03:00	*	*	*	*	*	*	*	*	*	*	*	*	*	*	*	*	*	*	*	*	*	*	*	*	*
06/02/2020	04:00	*	*	*	*	*	*	*	*	*	*	*	*	*	*	*	*	*	*	*	*	*	*	*	*	*
06/02/2020	05:00	*	*	*	*	*	*	*	*	*	*	*	*	*	*	*	*	*	*	*	*	*	*	*	*	*
06/02/2020	06:00	*	*	*	*	*	*	*	*	*	*	*	*	*	*	*	*	*	*	*	*	*	*	*	*	*
06/02/2020	07:00	*	*	*	*	*	*	*	*	*	*	*	*	*	*	*	*	*	*	*	*	*	*	*	*	*
06/02/2020	08:00	*	*	*	*	*	*	*	*	*	*	*	*	*	*	*	*	*	*	*	*	*	*	*	*	*
06/02/2020	09:00	*	*	*	*	*	*	*	*	*	*	*	*	*	*	*	*	*	*	*	*	*	*	*	*	*
06/02/2020	10:00	*	*	*	*	*	*	*	*	*	*	*	*	*	*	*	*	*	*	*	*	*	*	*	*	*
06/02/2020	11:00	*	*	*	*	*	*	*	*	*	*	*	*	*	*	*	*	*	*	*	*	*	*	*	*	*
06/02/2020	12:00	2	36	191	240	23	1	0	0	0	0	0	0	0	0	0	0	0	0	0	493	29	20 to 30	94.7	24	4.9
06/02/2020	13:00	41	135	184	123	12	0	0	0	0	0	0	0	0	0	0	0	0	0	0	495	27.5	20 to 30	89.3	12	2.4
06/02/2020	14:00	5	58	205	183	24	0	0	0	0	0	0	0	0	0	0	0	0	0	0	475	28.7	20 to 30	93.9	24	5.1
06/02/2020	15:00	7	74	227	204	26	2	0	0	0	0	0	0	0	0	0	0	0	0	0	540	28.7	20 to 30	93.5	28	5.2
06/02/2020	16:00	4	80	297	237	22	0	0	0	0	0	0	0	0	0	0	0	0	0	0	640	28.4	20 to 30	95.9	22	3.4
06/02/2020	17:00	11	79	300	208	13	0	0	0	0	0	0	0	0	0	0	0	0	0	0	611	28.1	20 to 30	96.1	13	2.1
06/02/2020	18:00	3	64	193	240	16	2	0	0	0	0	0	0	0	0	0	0	0	0	0	518	28.8	20 to 30	95.9	18	3.5
06/02/2020	19:00	3	26	77	183	31	1	0	0	0	0	0	0	0	0	0	0	0	0	0	321	29.6	25 to 35	90.7	32	10.0
06/02/2020	20:00	1	13	46	114	26	4	1	0	0	0	0	0	0	0	0	0	0	0	0	205	30	25 to 35	90.7	31	15.1
06/02/2020	21:00	0	9	49	107	17	3	0	0	0	0	0	0	0	0	0	0	0	0	0	185	29.6	25 to 35	93.5	20	10.8
06/02/2020	22:00	0	2	25	63	10	5	0	1	0	0	0	0	0	0	0	0	0	0	0	106	30	25 to 35	92.5	16	15.1
06/02/2020	23:00	0	1	4	13	3	4	0	0	0	0	0	0	0	0	0	0	0	0	0	25	35	25 to 35	80.0	7	28.0
24 Hr Summary		77	577	1798	1915	223	22	1	1	0	0	0	0	0	0	0	0	0	0	0	4614	28.8	20 to 30	93.0	247	5.4

Incoming Direction Histogram

Norwich Road

from Thu-Feb-06-2020-12-00-PM to Wed-Mar-04-2020-02-59-PM

Date	Starting Hr:min	<15	15 to <20	20 to <25	25 to <30	30 to <35	35 to <40	40 to <45	45 to <50	50 to <55	55 to <60	60 to <65	65 to <70	70 to <75	75 to <80	80 to <85	85 to <90	90 to <95	95 to <100	100 to >105	Total Counts	85pct Speed	10MPH Pace	% in pace	# of Speeders	% Speeders
07/02/2020	00:00	0	0	5	10	1	3	0	0	1	0	0	0	0	0	0	0	0	0	0	20	36.7	25 to 35	80.0	5	25.0
07/02/2020	01:00	0	0	0	4	3	1	0	0	0	0	0	0	0	0	0	0	0	0	0	8	35	30 to 40	100.0	4	50.0
07/02/2020	02:00	0	0	3	7	4	1	1	0	0	0	0	0	0	0	0	0	0	0	0	16	35	25 to 35	87.5	6	37.5
07/02/2020	03:00	0	0	3	7	0	0	1	0	0	0	0	0	0	0	0	0	0	0	0	11	29.3	20 to 30	90.9	1	9.1
07/02/2020	04:00	2	1	7	24	4	0	0	0	0	0	0	0	0	0	0	0	0	0	0	38	29.6	25 to 35	92.1	4	10.5
07/02/2020	05:00	0	3	21	59	14	5	1	0	0	0	0	0	0	0	0	0	0	0	0	103	31.8	25 to 35	91.3	20	19.4
07/02/2020	06:00	0	10	85	195	26	1	1	0	0	0	0	0	0	0	0	0	0	0	0	318	29.5	25 to 35	96.2	28	8.8
07/02/2020	07:00	26	187	494	187	7	0	1	0	0	0	0	0	0	0	0	0	0	0	0	902	26.6	20 to 30	96.2	8	0.9
07/02/2020	08:00	30	178	365	216	19	1	0	0	0	0	0	0	0	0	0	0	0	0	0	809	27.7	20 to 30	93.8	20	2.5
07/02/2020	09:00	7	40	308	406	30	1	0	0	0	0	0	0	0	0	0	0	0	0	0	792	28.9	20 to 30	95.2	31	3.9
07/02/2020	10:00	6	67	310	303	29	2	1	0	0	0	0	0	0	0	0	0	0	0	0	718	28.7	20 to 30	94.7	32	4.5
07/02/2020	11:00	4	36	177	288	40	1	1	0	0	0	0	0	0	0	0	0	0	0	0	547	29.3	25 to 35	92.3	42	7.7
07/02/2020	12:00	0	28	244	342	41	1	0	0	0	0	0	0	0	0	0	0	0	0	0	656	29.2	25 to 35	95.6	42	6.4
07/02/2020	13:00	2	25	218	298	38	0	0	0	0	0	0	0	0	0	0	0	0	0	0	581	29.2	25 to 35	95.4	38	6.5
07/02/2020	14:00	13	42	224	280	26	2	0	0	0	0	0	0	0	0	0	0	0	0	0	587	28.9	20 to 30	93.0	28	4.8
07/02/2020	15:00	19	134	246	227	29	1	0	0	0	0	0	0	0	0	0	0	0	0	0	656	28.5	20 to 30	92.5	30	4.6
07/02/2020	16:00	7	48	268	286	27	0	0	0	0	0	0	0	0	0	0	0	0	0	0	636	28.8	20 to 30	94.7	27	4.2
07/02/2020	17:00	12	92	269	200	17	2	0	0	0	0	0	0	0	0	0	0	0	0	0	592	28.2	20 to 30	94.8	19	3.2
07/02/2020	18:00	10	44	174	237	21	4	1	0	0	0	0	0	0	0	0	0	0	0	0	491	29	20 to 30	92.7	26	5.3
07/02/2020	19:00	1	19	80	149	33	4	1	1	0	0	0	0	0	0	0	0	0	0	0	288	29.9	25 to 35	91.0	39	13.5
07/02/2020	20:00	1	7	41	107	27	1	0	0	0	0	0	0	0	0	0	0	0	0	0	184	30	25 to 35	95.1	28	15.2
07/02/2020	21:00	0	8	41	80	20	2	1	0	0	0	0	0	0	0	0	0	0	0	0	152	30	25 to 35	92.8	23	15.1
07/02/2020	22:00	1	2	21	73	8	3	0	0	0	0	0	0	0	0	0	0	0	0	0	108	29.7	25 to 35	94.4	11	10.2
07/02/2020	23:00	0	0	7	31	12	7	0	0	0	0	0	0	0	0	0	0	0	0	0	57	34.2	25 to 35	87.7	19	33.3
24 Hr Summary		141	971	3611	4016	476	43	10	1	1	0	0	0	0	0	0	0	0	0	0	9270	28.9	20 to 30	92.8	531	5.7

Incoming Direction Histogram

Norwich Road

from Thu-Feb-06-2020-12-00-PM to Wed-Mar-04-2020-02-59-PM

Date	Starting Hr:min	<15	15 to <20	20 to <25	25 to <30	30 to <35	35 to <40	40 to <45	45 to <50	50 to <55	55 to <60	60 to <65	65 to <70	70 to <75	75 to <80	80 to <85	85 to <90	90 to <95	95 to <100	100 to >105	Total Counts	85pct Speed	10MPH Pace	% in pace	# of Speeders	% Speeders
08/02/2020	00:00	0	0	5	22	5	0	0	0	0	0	0	0	0	0	0	0	0	0	0	32	30	25 to 35	100.0	5	15.6
08/02/2020	01:00	0	1	3	7	4	2	1	1	0	0	0	0	0	0	0	0	0	0	0	19	37.5	25 to 35	73.7	8	42.1
08/02/2020	02:00	0	0	2	5	1	2	0	0	0	0	0	0	0	0	0	0	0	0	0	10	35	25 to 35	80.0	3	30.0
08/02/2020	03:00	0	0	3	8	6	1	1	0	0	0	0	0	0	0	0	0	0	0	0	19	34.2	25 to 35	89.5	8	42.1
08/02/2020	04:00	0	1	5	14	6	3	1	0	0	0	0	0	0	0	0	0	0	0	0	30	35	25 to 35	83.3	10	33.3
08/02/2020	05:00	0	0	7	20	7	2	2	0	0	0	0	0	0	0	0	0	0	0	0	38	33.6	25 to 35	89.5	11	28.9
08/02/2020	06:00	0	3	24	75	28	2	1	1	0	0	0	0	0	0	0	0	0	0	0	134	32.1	25 to 35	94.8	32	23.9
08/02/2020	07:00	2	6	56	171	23	4	0	0	0	0	0	0	0	0	0	0	0	0	0	262	29.6	25 to 35	95.4	27	10.3
08/02/2020	08:00	2	17	197	283	36	1	0	0	0	0	0	0	0	0	0	0	0	0	0	536	29.2	25 to 35	96.3	37	6.9
08/02/2020	09:00	11	78	294	318	19	4	1	0	0	0	0	0	0	0	0	0	0	0	0	725	28.7	20 to 30	95.2	24	3.3
08/02/2020	10:00	0	54	301	328	26	2	1	0	0	0	0	0	0	0	0	0	0	0	0	712	28.8	20 to 30	95.9	29	4.1
08/02/2020	11:00	10	60	305	311	27	4	0	0	0	0	0	0	0	0	0	0	0	0	0	717	28.8	20 to 30	94.3	31	4.3
08/02/2020	12:00	0	37	230	315	31	4	2	0	0	0	0	0	0	0	0	0	0	0	0	619	29.1	20 to 30	94.0	37	6.0
08/02/2020	13:00	1	27	192	318	37	3	0	0	0	0	0	0	0	0	0	0	0	0	0	578	29.3	25 to 35	94.6	40	6.9
08/02/2020	14:00	1	39	140	267	33	2	0	0	0	0	0	0	0	0	0	0	0	0	0	482	29.3	20 to 30	92.5	35	7.3
08/02/2020	15:00	4	16	111	251	55	1	0	0	0	0	0	0	0	0	0	0	0	0	0	438	29.8	25 to 35	95.2	56	12.8
08/02/2020	16:00	0	24	134	252	39	2	0	0	0	0	0	0	0	0	0	0	0	0	0	451	29.5	25 to 35	94.2	41	9.1
08/02/2020	17:00	0	21	129	231	34	1	0	0	0	0	0	0	0	0	0	0	0	0	0	416	29.4	25 to 35	94.7	35	8.4
08/02/2020	18:00	0	14	110	206	22	3	1	0	0	0	0	0	0	0	0	0	0	0	0	356	29.3	25 to 35	94.9	26	7.3
08/02/2020	19:00	3	8	87	144	29	2	0	1	0	0	0	0	0	0	0	0	0	0	0	274	29.7	25 to 35	94.9	32	11.7
08/02/2020	20:00	2	3	47	116	34	5	1	0	0	0	0	0	0	0	0	0	0	0	0	208	31.3	25 to 35	94.7	40	19.2
08/02/2020	21:00	0	6	37	92	20	4	0	0	0	0	0	0	0	0	0	0	0	0	0	159	30	25 to 35	93.7	24	15.1
08/02/2020	22:00	0	3	23	66	15	4	1	0	0	0	0	0	0	0	0	0	0	0	0	112	31	25 to 35	92.9	20	17.9
08/02/2020	23:00	0	0	16	50	18	4	3	0	0	0	0	0	0	0	0	0	0	0	0	91	33.1	25 to 35	92.3	25	27.5
24 Hr Summary		36	418	2458	3870	555	62	16	3	0	0	0	0	0	0	0	0	0	0	0	7418	29.4	25 to 35	92.8	636	8.6

Incoming Direction Histogram

Norwich Road

from Thu-Feb-06-2020-12-00-PM to Wed-Mar-04-2020-02-59-PM

Date	Starting Hr:min	<15	15 to <20	20 to <25	25 to <30	30 to <35	35 to <40	40 to <45	45 to <50	50 to <55	55 to <60	60 to <65	65 to <70	70 to <75	75 to <80	80 to <85	85 to <90	90 to <95	95 to <100	100 to >105	Total Counts	85pct Speed	10MPH Pace	% in pace	# of Speeders	% Speeders
09/02/2020	00:00	0	0	5	33	12	4	1	1	0	0	0	0	0	0	0	0	0	0	0	56	34.2	25 to 35	89.3	18	32.1
09/02/2020	01:00	0	0	7	21	17	5	2	0	0	0	0	0	0	0	0	0	0	0	0	52	34.7	25 to 35	86.5	24	46.2
09/02/2020	02:00	4	0	4	7	3	3	0	0	0	0	0	0	0	0	0	0	0	0	0	21	35	25 to 35	66.7	6	28.6
09/02/2020	03:00	2	0	1	7	3	1	2	0	0	0	0	0	0	0	0	0	0	0	0	16	40	25 to 35	68.8	6	37.5
09/02/2020	04:00	0	0	6	8	6	3	1	1	0	0	0	0	0	0	0	0	0	0	0	25	36.7	25 to 35	80.0	11	44.0
09/02/2020	05:00	0	0	8	9	8	0	0	0	0	0	0	0	0	0	0	0	0	0	0	25	32.5	25 to 35	100.0	8	32.0
09/02/2020	06:00	0	3	12	39	9	6	2	0	0	0	0	0	0	0	0	0	0	0	0	71	33.3	25 to 35	84.5	17	23.9
09/02/2020	07:00	1	1	15	60	15	3	2	0	0	0	0	0	0	0	0	0	0	0	0	97	31.7	25 to 35	92.8	20	20.6
09/02/2020	08:00	1	1	24	92	24	3	1	0	0	0	0	0	0	0	0	0	0	0	0	146	31.2	25 to 35	95.9	28	19.2
09/02/2020	09:00	1	11	79	236	40	3	1	0	0	0	0	0	0	0	0	0	0	0	0	371	29.7	25 to 35	95.7	44	11.9
09/02/2020	10:00	2	15	120	283	57	3	0	0	0	0	0	0	0	0	0	0	0	0	0	480	29.8	25 to 35	95.8	60	12.5
09/02/2020	11:00	1	22	139	234	40	2	1	0	0	0	0	0	0	0	0	0	0	0	0	439	29.5	25 to 35	94.1	43	9.8
09/02/2020	12:00	12	13	104	251	61	1	0	0	0	0	0	0	0	0	0	0	0	0	0	442	29.9	25 to 35	94.1	62	14.0
09/02/2020	13:00	9	11	60	225	53	3	0	0	0	0	0	0	0	0	0	0	0	0	0	361	30.2	25 to 35	93.6	56	15.5
09/02/2020	14:00	16	5	57	186	46	2	1	0	0	0	0	0	0	0	0	0	0	0	0	313	30.2	25 to 35	92.3	49	15.7
09/02/2020	15:00	7	4	42	159	40	3	0	0	0	0	0	0	0	0	0	0	0	0	0	255	30.6	25 to 35	94.5	43	16.9
09/02/2020	16:00	3	12	57	140	43	6	1	0	0	0	0	0	0	0	0	0	0	0	0	262	31.3	25 to 35	91.6	50	19.1
09/02/2020	17:00	0	6	83	156	24	4	0	0	0	0	0	0	0	0	0	0	0	0	0	273	29.6	25 to 35	96.3	28	10.3
09/02/2020	18:00	0	11	60	139	19	2	0	0	0	0	0	0	0	0	0	0	0	0	0	231	29.5	25 to 35	94.4	21	9.1
09/02/2020	19:00	0	3	32	108	22	2	0	0	0	0	0	0	0	0	0	0	0	0	0	167	30	25 to 35	97.0	24	14.4
09/02/2020	20:00	0	3	31	73	22	0	2	0	0	0	0	0	0	0	0	0	0	0	0	131	30.9	25 to 35	96.2	24	18.3
09/02/2020	21:00	0	2	8	38	17	5	0	0	0	0	0	0	0	0	0	0	0	0	0	70	33.5	25 to 35	90.0	22	31.4
09/02/2020	22:00	0	1	8	19	10	0	1	1	0	0	0	0	0	0	0	0	0	0	0	40	33	25 to 35	92.5	12	30.0
09/02/2020	23:00	0	1	4	17	5	0	0	0	0	0	0	0	0	0	0	0	0	0	0	27	31	25 to 35	96.3	5	18.5
24 Hr Summary		59	125	966	2540	596	64	18	3	0	0	0	0	0	0	0	0	0	0	0	4371	30.2	25 to 35	93.8	681	15.6

Incoming Direction Histogram

Norwich Road

from Thu-Feb-06-2020-12-00-PM to Wed-Mar-04-2020-02-59-PM

Date	Starting Hr:min	<15	15 to <20	20 to <25	25 to <30	30 to <35	35 to <40	40 to <45	45 to <50	50 to <55	55 to <60	60 to <65	65 to <70	70 to <75	75 to <80	80 to <85	85 to <90	90 to <95	95 to <100	100 to >105	Total Counts	85pct Speed	10MPH Pace	% in pace	# of Speeders	% Speeders
10/02/2020	00:00	0	0	1	3	2	0	0	0	0	0	0	0	0	0	0	0	0	0	0	6	32.5	25 to 35	100.0	2	33.3
10/02/2020	01:00	0	0	1	4	1	0	0	0	0	0	0	0	0	0	0	0	0	0	0	6	30	25 to 35	100.0	1	16.7
10/02/2020	02:00	0	1	0	2	1	0	1	0	0	0	0	0	0	0	0	0	0	0	0	5	35	20 to 30	60.0	2	40.0
10/02/2020	03:00	0	1	3	10	3	0	0	0	0	0	0	0	0	0	0	0	0	0	0	17	30	25 to 35	94.1	3	17.6
10/02/2020	04:00	0	3	5	15	8	4	0	1	0	0	0	0	0	0	0	0	0	0	0	36	35	25 to 35	77.8	13	36.1
10/02/2020	05:00	1	3	20	65	31	3	1	0	0	0	0	0	0	0	0	0	0	0	0	124	32.6	25 to 35	93.5	35	28.2
10/02/2020	06:00	2	8	149	228	25	5	1	0	0	0	0	0	0	0	0	0	0	0	0	418	29.3	25 to 35	96.2	31	7.4
10/02/2020	07:00	16	168	524	189	14	1	0	0	0	0	0	0	0	0	0	0	0	0	0	912	26.8	20 to 30	96.6	15	1.6
10/02/2020	08:00	16	197	370	274	25	0	0	0	0	0	0	0	0	0	0	0	0	0	0	882	28	20 to 30	95.4	25	2.8
10/02/2020	09:00	1	35	236	344	34	0	0	0	0	0	0	0	0	0	0	0	0	0	0	650	29.1	20 to 30	94.6	34	5.2
10/02/2020	10:00	5	37	235	313	28	0	0	0	0	0	0	0	0	0	0	0	0	0	0	618	29	20 to 30	94.7	28	4.5
10/02/2020	11:00	0	28	159	267	33	2	0	0	0	0	0	0	0	0	0	0	0	0	0	489	29.3	25 to 35	93.9	35	7.2
10/02/2020	12:00	4	60	178	213	16	5	0	0	0	0	0	0	0	0	0	0	0	0	0	476	28.8	20 to 30	94.7	21	4.4
10/02/2020	13:00	1	15	144	284	41	2	1	0	0	0	0	0	0	0	0	0	0	0	0	488	29.5	25 to 35	96.1	44	9.0
10/02/2020	14:00	6	29	182	213	32	2	0	0	0	0	0	0	0	0	0	0	0	0	0	464	29.2	25 to 35	92.0	34	7.3
10/02/2020	15:00	14	119	224	177	24	4	0	0	0	0	0	0	0	0	0	0	0	0	0	562	28.4	20 to 30	92.5	28	5.0
10/02/2020	16:00	12	169	221	160	12	1	0	0	0	0	0	0	0	0	0	0	0	0	0	575	27.7	20 to 30	95.7	13	2.3
10/02/2020	17:00	0	44	206	257	21	3	0	0	0	0	0	0	0	0	0	0	0	0	0	531	28.9	20 to 30	95.5	24	4.5
10/02/2020	18:00	2	29	200	174	16	2	1	0	0	0	0	0	0	0	0	0	0	0	0	424	28.7	20 to 30	95.0	19	4.5
10/02/2020	19:00	0	16	79	129	21	2	1	0	0	0	0	0	0	0	0	0	0	0	0	248	29.5	25 to 35	92.3	24	9.7
10/02/2020	20:00	0	5	25	78	13	3	0	0	0	0	0	0	0	0	0	0	0	0	0	124	29.8	25 to 35	93.5	16	12.9
10/02/2020	21:00	3	7	43	78	12	2	1	0	0	0	0	0	0	0	0	0	0	0	0	146	29.6	25 to 35	91.1	15	10.3
10/02/2020	22:00	0	1	13	45	12	2	0	0	0	0	0	0	0	0	0	0	0	0	0	73	31.2	25 to 35	95.9	14	19.2
10/02/2020	23:00	0	5	10	17	5	4	1	0	0	0	0	0	0	0	0	0	0	0	0	42	34	20 to 30	76.2	10	23.8
24 Hr Summary		83	980	3228	3539	430	47	8	1	0	0	0	0	0	0	0	0	0	0	0	8316	28.9	20 to 30	93.2	486	5.8

Incoming Direction Histogram

Norwich Road

from Thu-Feb-06-2020-12-00-PM to Wed-Mar-04-2020-02-59-PM

Date	Starting Hr:min	<15	15 to <20	20 to <25	25 to <30	30 to <35	35 to <40	40 to <45	45 to <50	50 to <55	55 to <60	60 to <65	65 to <70	70 to <75	75 to <80	80 to <85	85 to <90	90 to <95	95 to <100	100 to >105	Total Counts	85pct Speed	10MPH Pace	% in pace	# of Speeders	% Speeders
11/02/2020	00:00	0	1	4	4	3	1	0	0	0	0	0	0	0	0	0	0	0	0	0	13	33.3	25 to 35	84.6	4	30.8
11/02/2020	01:00	0	0	2	2	1	0	0	0	0	0	0	0	0	0	0	0	0	0	0	5	30	25 to 35	100.0	1	20.0
11/02/2020	02:00	0	0	0	2	3	1	0	0	0	0	0	0	0	0	0	0	0	0	0	6	35	30 to 40	100.0	4	66.7
11/02/2020	03:00	0	0	3	12	1	0	0	0	0	0	0	0	0	0	0	0	0	0	0	16	29.6	25 to 35	100.0	1	6.3
11/02/2020	04:00	0	2	11	19	6	3	1	0	0	0	0	0	0	0	0	0	0	0	0	42	33.3	25 to 35	85.7	10	23.8
11/02/2020	05:00	2	2	20	59	19	3	0	0	0	0	0	0	0	0	0	0	0	0	0	105	31.6	25 to 35	93.3	22	21.0
11/02/2020	06:00	0	21	134	253	27	3	0	1	0	0	0	0	0	0	0	0	0	0	0	439	29.3	25 to 35	94.3	31	7.1
11/02/2020	07:00	25	210	546	175	5	0	0	0	0	0	0	0	0	0	0	0	0	0	0	961	26	20 to 30	96.9	5	0.5
11/02/2020	08:00	20	157	463	237	28	1	0	0	0	0	0	0	0	0	0	0	0	0	0	906	27.7	20 to 30	94.6	29	3.2
11/02/2020	09:00	4	73	328	321	24	1	0	0	0	0	0	0	0	0	0	0	0	0	0	751	28.6	20 to 30	96.1	25	3.3
11/02/2020	10:00	1	47	230	308	28	4	0	0	0	0	0	0	0	0	0	0	0	0	0	618	29	20 to 30	94.7	32	5.2
11/02/2020	11:00	1	30	202	300	36	1	0	0	0	0	0	0	0	0	0	0	0	0	0	570	29.2	25 to 35	94.4	37	6.5
11/02/2020	12:00	4	30	170	248	31	1	0	0	0	0	0	0	0	0	0	0	0	0	0	484	29.2	25 to 35	92.8	32	6.6
11/02/2020	13:00	0	18	199	263	23	4	0	0	0	0	0	0	0	0	0	0	0	0	0	507	29.1	25 to 35	95.7	27	5.3
11/02/2020	14:00	2	43	186	259	24	1	0	0	0	0	0	0	0	0	0	0	0	0	0	515	29	20 to 30	94.8	25	4.9
11/02/2020	15:00	25	94	228	197	18	2	0	0	0	0	0	0	0	0	0	0	0	0	0	564	28.4	20 to 30	92.0	20	3.5
11/02/2020	16:00	5	117	295	206	16	0	0	0	0	0	0	0	0	0	0	0	0	0	0	639	28.1	20 to 30	96.7	16	2.5
11/02/2020	17:00	2	79	290	204	18	0	0	0	0	0	0	0	0	0	0	0	0	0	0	593	28.3	20 to 30	96.6	18	3.0
11/02/2020	18:00	3	46	193	239	15	1	0	0	0	0	0	0	0	0	0	0	0	0	0	497	28.8	20 to 30	96.2	16	3.2
11/02/2020	19:00	2	24	89	165	25	0	0	0	0	0	0	0	0	0	0	0	0	0	0	305	29.4	25 to 35	91.5	25	8.2
11/02/2020	20:00	0	9	47	92	24	1	0	0	0	0	0	0	0	0	0	0	0	0	0	173	29.9	25 to 35	94.2	25	14.5
11/02/2020	21:00	0	11	42	69	20	1	0	0	0	0	0	0	0	0	0	0	0	0	0	143	30	25 to 35	91.6	21	14.7
11/02/2020	22:00	0	1	12	38	20	0	1	0	0	0	0	0	0	0	0	0	0	0	0	72	32.5	25 to 35	97.2	21	29.2
11/02/2020	23:00	0	2	4	23	7	1	0	0	0	0	0	0	0	0	0	0	0	0	0	37	31.4	25 to 35	91.9	8	21.6
24 Hr Summary		96	1017	3698	3695	422	30	2	1	0	0	0	0	0	0	0	0	0	0	0	8961	28.8	20 to 30	93.9	455	5.1

Incoming Direction Histogram

Norwich Road

from Thu-Feb-06-2020-12-00-PM to Wed-Mar-04-2020-02-59-PM

Date	Starting Hr:min	<15	15 to <20	20 to <25	25 to <30	30 to <35	35 to <40	40 to <45	45 to <50	50 to <55	55 to <60	60 to <65	65 to <70	70 to <75	75 to <80	80 to <85	85 to <90	90 to <95	95 to <100	100 to >105	Total Counts	85pct Speed	10MPH Pace	% in pace	# of Speeders	% Speeders
12/02/2020	00:00	0	0	6	8	3	1	0	0	0	0	0	0	0	0	0	0	0	0	0	18	31.7	25 to 35	94.4	4	22.2
12/02/2020	01:00	0	0	3	6	3	2	0	0	0	0	0	0	0	0	0	0	0	0	0	14	35	25 to 35	85.7	5	35.7
12/02/2020	02:00	0	0	4	3	1	0	1	0	0	0	0	0	0	0	0	0	0	0	0	9	35	25 to 35	88.9	2	22.2
12/02/2020	03:00	0	1	5	6	1	0	0	0	0	0	0	0	0	0	0	0	0	0	0	13	29.2	20 to 30	92.3	1	7.7
12/02/2020	04:00	0	3	10	19	6	0	0	0	0	0	0	0	0	0	0	0	0	0	0	38	30	25 to 35	92.1	6	15.8
12/02/2020	05:00	2	1	22	68	21	5	0	0	0	0	0	0	0	0	0	0	0	0	0	119	31.9	25 to 35	93.3	26	21.8
12/02/2020	06:00	3	10	131	248	33	6	0	0	0	0	0	0	0	0	0	0	0	0	0	431	29.5	25 to 35	95.6	39	9.0
12/02/2020	07:00	28	187	483	218	11	0	0	0	0	0	0	0	0	0	0	0	0	0	0	927	27.1	20 to 30	95.8	11	1.2
12/02/2020	08:00	41	212	391	215	12	4	0	1	0	0	0	0	0	0	0	0	0	0	0	876	27.3	20 to 30	93.4	17	1.9
12/02/2020	09:00	5	50	286	302	50	1	0	0	0	0	0	0	0	0	0	0	0	0	0	694	29.1	20 to 30	91.9	51	7.3
12/02/2020	10:00	5	31	244	284	47	1	0	0	0	0	0	0	0	0	0	0	0	0	0	612	29.2	25 to 35	94.0	48	7.8
12/02/2020	11:00	3	26	229	324	28	1	0	0	0	0	0	0	0	0	0	0	0	0	0	611	29	25 to 35	95.1	29	4.7
12/02/2020	12:00	3	28	159	255	31	3	3	0	0	0	0	0	0	0	0	0	0	0	0	482	29.3	25 to 35	92.3	37	7.7
12/02/2020	13:00	2	30	181	294	34	2	0	0	0	0	0	0	0	0	0	0	0	0	0	543	29.2	25 to 35	93.7	36	6.6
12/02/2020	14:00	25	64	169	229	29	2	0	0	0	0	0	0	0	0	0	0	0	0	0	518	29	20 to 30	89.2	31	6.0
12/02/2020	15:00	30	129	197	198	17	0	0	0	0	0	0	0	0	0	0	0	0	0	0	571	28.3	20 to 30	91.8	17	3.0
12/02/2020	16:00	5	65	308	258	19	1	0	0	0	0	0	0	0	0	0	0	0	0	0	656	28.5	20 to 30	96.2	20	3.0
12/02/2020	17:00	9	149	313	165	7	0	0	0	0	0	0	0	0	0	0	0	0	0	0	643	27.3	20 to 30	97.5	7	1.1
12/02/2020	18:00	6	60	188	234	25	2	0	0	0	0	0	0	0	0	0	0	0	0	0	515	28.9	20 to 30	93.6	27	5.2
12/02/2020	19:00	0	16	88	157	20	4	0	0	0	0	0	0	0	0	0	0	0	0	0	285	29.4	25 to 35	93.0	24	8.4
12/02/2020	20:00	2	19	69	97	22	2	2	0	0	0	0	0	0	0	0	0	0	0	0	213	29.7	25 to 35	88.3	26	12.2
12/02/2020	21:00	2	27	35	61	22	4	0	0	0	0	0	0	0	0	0	0	0	0	0	151	30.7	20 to 30	81.5	26	17.2
12/02/2020	22:00	0	9	12	54	12	0	1	1	0	0	0	0	0	0	0	0	0	0	0	89	30.4	25 to 35	87.6	14	15.7
12/02/2020	23:00	0	0	10	23	6	0	0	1	0	0	0	0	0	0	0	0	0	0	0	40	30.8	25 to 35	97.5	7	17.5
24 Hr Summary		171	1117	3543	3726	460	41	7	3	0	0	0	0	0	0	0	0	0	0	0	9068	28.9	20 to 30	92.5	511	5.6

Incoming Direction Histogram

Norwich Road

from Thu-Feb-06-2020-12-00-PM to Wed-Mar-04-2020-02-59-PM

Date	Starting Hr:min	<15	15 to <20	20 to <25	25 to <30	30 to <35	35 to <40	40 to <45	45 to <50	50 to <55	55 to <60	60 to <65	65 to <70	70 to <75	75 to <80	80 to <85	85 to <90	90 to <95	95 to <100	100 to >105	Total Counts	85pct Speed	10MPH Pace	% in pace	# of Speeders	% Speeders
13/02/2020	00:00	1	0	3	5	9	1	0	0	0	0	0	0	0	0	0	0	0	0	0	19	33.9	25 to 35	89.5	10	52.6
13/02/2020	01:00	0	0	3	4	1	0	2	0	0	0	0	0	0	0	0	0	0	0	0	10	35	25 to 35	80.0	3	30.0
13/02/2020	02:00	8	1	1	5	2	2	0	0	0	0	0	0	0	0	0	0	0	0	0	19	32.5	10 to 20	47.4	4	21.1
13/02/2020	03:00	0	0	3	6	1	0	0	0	0	0	0	0	0	0	0	0	0	0	0	10	29.2	25 to 35	100.0	1	10.0
13/02/2020	04:00	208	9	3	13	4	0	0	0	0	0	0	0	0	0	0	0	0	0	0	237	14.6	10 to 20	91.6	4	1.7
13/02/2020	05:00	157	9	13	38	17	6	0	0	0	0	0	0	0	0	0	0	0	0	0	240	28.3	10 to 20	69.2	23	9.6
13/02/2020	06:00	355	28	63	119	24	0	0	0	0	0	0	0	0	0	0	0	0	0	0	589	27.3	10 to 20	65.0	24	4.1
13/02/2020	07:00	62	220	470	149	9	0	0	0	0	0	0	0	0	0	0	0	0	0	0	910	25.7	20 to 30	92.2	9	1.0
13/02/2020	08:00	59	252	401	185	11	1	0	0	0	0	0	0	0	0	0	0	0	0	0	909	26.6	20 to 30	92.2	12	1.3
13/02/2020	09:00	15	32	288	335	30	2	0	0	0	0	0	0	0	0	0	0	0	0	0	702	28.9	20 to 30	93.3	32	4.6
13/02/2020	10:00	33	82	245	222	21	1	0	1	0	0	0	0	0	0	0	0	0	0	0	605	28.5	20 to 30	90.7	23	3.8
13/02/2020	11:00	3	36	213	313	23	3	0	0	0	0	0	0	0	0	0	0	0	0	0	591	29	20 to 30	95.1	26	4.4
13/02/2020	12:00	8	36	195	270	27	0	0	0	0	0	0	0	0	0	0	0	0	0	0	536	29	20 to 30	93.5	27	5.0
13/02/2020	13:00	3	26	183	301	27	3	1	0	0	0	0	0	0	0	0	0	0	0	0	544	29.2	25 to 35	93.9	31	5.7
13/02/2020	14:00	5	38	192	261	33	1	0	0	0	0	0	0	0	0	0	0	0	0	0	530	29.1	20 to 30	92.6	34	6.4
13/02/2020	15:00	32	152	263	189	16	0	0	0	0	0	0	0	0	0	0	0	0	0	0	652	27.8	20 to 30	92.6	16	2.5
13/02/2020	16:00	8	81	288	273	17	2	0	0	0	0	0	0	0	0	0	0	0	0	0	669	28.5	20 to 30	96.0	19	2.8
13/02/2020	17:00	11	106	270	206	13	2	1	0	0	0	0	0	0	0	0	0	0	0	0	609	28.2	20 to 30	95.6	16	2.6
13/02/2020	18:00	0	32	201	260	24	1	0	0	0	0	0	0	0	0	0	0	0	0	0	518	29	20 to 30	95.2	25	4.8
13/02/2020	19:00	0	24	77	171	29	4	0	0	0	0	0	0	0	0	0	0	0	0	0	305	29.6	25 to 35	90.8	33	10.8
13/02/2020	20:00	0	13	51	110	19	1	0	0	0	0	0	0	0	0	0	0	0	0	0	194	29.6	25 to 35	92.8	20	10.3
13/02/2020	21:00	0	9	23	82	13	3	1	0	0	0	0	0	0	0	0	0	0	0	0	131	29.8	25 to 35	90.1	17	13.0
13/02/2020	22:00	0	2	31	57	18	4	1	0	0	0	0	0	0	0	0	0	0	0	0	113	31.7	25 to 35	93.8	23	20.4
13/02/2020	23:00	0	2	7	31	5	0	0	0	0	0	0	0	0	0	0	0	0	0	0	45	29.7	25 to 35	95.6	5	11.1
24 Hr Summary		968	1190	3487	3605	393	37	6	1	0	0	0	0	0	0	0	0	0	0	0	9687	28.6	20 to 30	85.5	437	4.5

Incoming Direction Histogram

Norwich Road

from Thu-Feb-06-2020-12-00-PM to Wed-Mar-04-2020-02-59-PM

Date	Starting Hr:min	<15	15 to <20	20 to <25	25 to <30	30 to <35	35 to <40	40 to <45	45 to <50	50 to <55	55 to <60	60 to <65	65 to <70	70 to <75	75 to <80	80 to <85	85 to <90	90 to <95	95 to <100	100 to >105	Total Counts	85pct Speed	10MPH Pace	% in pace	# of Speeders	% Speeders
14/02/2020	00:00	0	1	7	11	3	3	1	0	0	0	0	0	0	0	0	0	0	0	0	26	35	25 to 35	80.8	7	26.9
14/02/2020	01:00	0	0	2	4	1	1	0	0	0	0	0	0	0	0	0	0	0	0	0	8	35	25 to 35	87.5	2	25.0
14/02/2020	02:00	0	1	1	8	1	1	0	1	0	0	0	0	0	0	0	0	0	0	0	13	35	20 to 30	76.9	3	23.1
14/02/2020	03:00	0	2	2	6	2	1	1	0	0	0	0	0	0	0	0	0	0	0	0	14	35	20 to 30	71.4	4	28.6
14/02/2020	04:00	0	2	8	11	5	3	0	0	0	0	0	0	0	0	0	0	0	0	0	29	34	25 to 35	82.8	8	27.6
14/02/2020	05:00	0	2	17	56	24	3	0	0	0	0	0	0	0	0	0	0	0	0	0	102	32.5	25 to 35	95.1	27	26.5
14/02/2020	06:00	1	5	99	233	39	3	2	0	0	0	0	0	0	0	0	0	0	0	0	382	29.7	25 to 35	97.1	44	11.5
14/02/2020	07:00	11	157	459	215	19	1	0	0	0	0	0	0	0	0	0	0	0	0	0	862	27.5	20 to 30	96.4	20	2.3
14/02/2020	08:00	22	138	301	281	33	1	0	0	0	0	0	0	0	0	0	0	0	0	0	776	28.5	20 to 30	92.8	34	4.4
14/02/2020	09:00	3	38	295	325	32	0	0	0	0	0	0	0	0	0	0	0	0	0	0	693	28.9	20 to 30	94.9	32	4.6
14/02/2020	10:00	9	54	259	306	23	1	0	0	0	0	0	0	0	0	0	0	0	0	0	652	28.8	20 to 30	94.9	24	3.7
14/02/2020	11:00	11	48	232	284	33	1	0	0	0	0	0	0	0	0	0	0	0	0	0	609	29	20 to 30	92.6	34	5.6
14/02/2020	12:00	2	29	198	317	33	3	0	0	0	0	0	0	0	0	0	0	0	0	0	582	29.2	25 to 35	94.2	36	6.2
14/02/2020	13:00	6	31	199	262	32	0	0	0	0	0	0	0	0	0	0	0	0	0	0	530	29.1	25 to 35	93.0	32	6.0
14/02/2020	14:00	13	62	236	277	38	1	0	0	0	0	0	0	0	0	0	0	0	0	0	627	29	20 to 30	91.7	39	6.2
14/02/2020	15:00	10	123	271	169	16	1	0	0	0	0	0	0	0	0	0	0	0	0	0	590	27.9	20 to 30	95.4	17	2.9
14/02/2020	16:00	1	60	266	295	24	2	1	0	0	0	0	0	0	0	0	0	0	0	0	649	28.8	20 to 30	95.7	27	4.2
14/02/2020	17:00	8	75	338	243	11	5	0	1	0	0	0	0	0	0	0	0	0	0	0	681	28.3	20 to 30	96.3	17	2.5
14/02/2020	18:00	1	28	218	230	28	5	0	0	0	0	0	0	0	0	0	0	0	0	0	510	29.1	20 to 30	93.3	33	6.5
14/02/2020	19:00	2	24	91	160	15	2	0	0	0	0	0	0	0	0	0	0	0	0	0	294	29.2	20 to 30	93.5	17	5.8
14/02/2020	20:00	0	8	49	108	21	3	0	0	0	0	0	0	0	0	0	0	0	0	0	189	29.8	25 to 35	94.2	24	12.7
14/02/2020	21:00	0	11	38	89	16	2	1	0	0	0	0	0	0	0	0	0	0	0	0	157	29.7	25 to 35	91.1	19	12.1
14/02/2020	22:00	0	5	32	62	15	0	0	0	0	0	0	0	0	0	0	0	0	0	0	114	29.8	25 to 35	95.6	15	13.2
14/02/2020	23:00	0	0	9	33	13	5	2	0	0	0	0	0	0	0	0	0	0	0	0	62	34.2	25 to 35	88.7	20	32.3
24 Hr Summary		100	904	3627	3985	477	48	8	2	0	0	0	0	0	0	0	0	0	0	0	9151	28.9	20 to 30	93.1	535	5.8

Incoming Direction Histogram

Norwich Road

from Thu-Feb-06-2020-12-00-PM to Wed-Mar-04-2020-02-59-PM

Date	Starting Hr:min	<15	15 to <20	20 to <25	25 to <30	30 to <35	35 to <40	40 to <45	45 to <50	50 to <55	55 to <60	60 to <65	65 to <70	70 to <75	75 to <80	80 to <85	85 to <90	90 to <95	95 to <100	100 to >105	Total Counts	85pct Speed	10MPH Pace	% in pace	# of Speeders	% Speeders
15/02/2020	00:00	0	0	7	27	5	4	3	0	0	0	0	0	0	0	0	0	0	0	0	46	35	25 to 35	84.8	12	26.1
15/02/2020	01:00	1	0	1	7	3	3	1	0	0	0	0	0	0	0	0	0	0	0	0	16	38.3	30 to 40	81.3	7	43.8
15/02/2020	02:00	6	0	2	5	7	4	0	0	0	0	0	0	0	0	0	0	0	0	0	24	35	30 to 40	66.7	11	45.8
15/02/2020	03:00	0	0	7	8	5	2	0	0	0	0	0	0	0	0	0	0	0	0	0	22	34	25 to 35	90.9	7	31.8
15/02/2020	04:00	0	0	4	8	5	0	0	0	0	0	0	0	0	0	0	0	0	0	0	17	32	25 to 35	100.0	5	29.4
15/02/2020	05:00	0	1	6	18	10	1	0	0	0	0	0	0	0	0	0	0	0	0	0	36	33	25 to 35	94.4	11	30.6
15/02/2020	06:00	0	1	27	64	27	5	0	0	0	0	0	0	0	0	0	0	0	0	0	124	32.4	25 to 35	95.2	32	25.8
15/02/2020	07:00	1	5	66	164	40	5	2	0	0	0	0	0	0	0	0	0	0	0	0	283	30.6	25 to 35	95.4	47	16.6
15/02/2020	08:00	0	33	123	237	37	3	1	0	0	0	0	0	0	0	0	0	0	0	0	434	29.5	25 to 35	91.5	41	9.4
15/02/2020	09:00	8	49	284	294	24	2	0	0	0	0	0	0	0	0	0	0	0	0	0	661	28.8	20 to 30	94.9	26	3.9
15/02/2020	10:00	2	56	301	334	22	0	0	0	0	0	0	0	0	0	0	0	0	0	0	715	28.7	20 to 30	96.6	22	3.1
15/02/2020	11:00	4	39	245	312	26	1	0	0	0	0	0	0	0	0	0	0	0	0	0	627	28.9	20 to 30	95.1	27	4.3
15/02/2020	12:00	1	36	189	311	45	1	0	0	0	0	0	0	0	0	0	0	0	0	0	583	29.3	25 to 35	93.5	46	7.9
15/02/2020	13:00	1	13	191	345	39	3	0	0	0	0	0	0	0	0	0	0	0	0	0	592	29.3	25 to 35	97.1	42	7.1
15/02/2020	14:00	4	34	194	283	29	2	0	0	0	0	0	0	0	0	0	0	0	0	0	546	29.1	20 to 30	93.6	31	5.7
15/02/2020	15:00	16	20	144	283	37	3	1	1	0	0	0	0	0	0	0	0	0	0	0	505	29.4	25 to 35	91.9	42	8.3
15/02/2020	16:00	13	27	180	318	37	1	0	0	0	0	0	0	0	0	0	0	0	0	0	576	29.2	25 to 35	92.9	38	6.6
15/02/2020	17:00	1	16	75	181	39	1	1	0	0	0	0	0	0	0	0	0	0	0	0	314	29.8	25 to 35	93.9	41	13.1
15/02/2020	18:00	1	13	81	165	41	4	1	1	0	0	0	0	0	0	0	0	0	0	0	307	30.1	25 to 35	93.5	47	15.3
15/02/2020	19:00	1	6	67	132	37	8	1	0	0	0	0	0	0	0	0	0	0	0	0	252	31.1	25 to 35	93.7	46	18.3
15/02/2020	20:00	0	1	36	106	33	2	2	0	0	0	0	0	0	0	0	0	0	0	0	180	31.5	25 to 35	97.2	37	20.6
15/02/2020	21:00	2	4	28	72	17	3	0	0	0	0	0	0	0	0	0	0	0	0	0	126	30.3	25 to 35	92.9	20	15.9
15/02/2020	22:00	0	7	28	50	18	2	0	0	0	0	0	0	0	0	0	0	0	0	0	105	31.1	25 to 35	91.4	20	19.0
15/02/2020	23:00	0	3	27	56	18	2	0	0	0	0	0	0	0	0	0	0	0	0	0	106	31.1	25 to 35	95.3	20	18.9
24 Hr Summary		62	364	2313	3780	601	62	13	2	0	0	0	0	0	0	0	0	0	0	0	7197	29.5	25 to 35	93.0	678	9.4

Incoming Direction Histogram

Norwich Road

from Thu-Feb-06-2020-12-00-PM to Wed-Mar-04-2020-02-59-PM

Date	Starting Hr:min	<15	15 to <20	20 to <25	25 to <30	30 to <35	35 to <40	40 to <45	45 to <50	50 to <55	55 to <60	60 to <65	65 to <70	70 to <75	75 to <80	80 to <85	85 to <90	90 to <95	95 to <100	100 to >105	Total Counts	85pct Speed	10MPH Pace	% in pace	# of Speeders	% Speeders
16/02/2020	00:00	0	4	8	22	11	2	2	1	0	0	0	0	0	0	0	0	0	0	0	50	33.6	25 to 35	82.0	16	32.0
16/02/2020	01:00	0	0	2	17	5	4	1	0	0	0	0	0	0	0	0	0	0	0	0	29	36.2	30 to 40	89.7	10	34.5
16/02/2020	02:00	0	3	5	17	8	3	1	0	0	0	0	0	0	0	0	0	0	0	0	37	33.8	25 to 35	81.1	12	32.4
16/02/2020	03:00	0	1	3	9	7	4	1	0	0	0	0	0	0	0	0	0	0	0	0	25	36.2	30 to 40	80.0	12	48.0
16/02/2020	04:00	0	0	7	8	5	4	2	0	0	0	0	0	0	0	0	0	0	0	0	26	37.5	25 to 35	76.9	11	42.3
16/02/2020	05:00	0	0	3	12	5	2	0	0	1	0	0	0	0	0	0	0	0	0	0	23	35	25 to 35	87.0	8	34.8
16/02/2020	06:00	5	1	10	35	14	3	2	0	0	0	0	0	0	0	0	0	0	0	0	70	33.2	25 to 35	84.3	19	27.1
16/02/2020	07:00	0	0	9	53	24	5	2	1	0	0	0	0	0	0	0	0	0	0	0	94	33.8	25 to 35	91.5	32	34.0
16/02/2020	08:00	1	3	24	88	31	8	0	0	0	0	0	0	0	0	0	0	0	0	0	155	32.6	25 to 35	92.3	39	25.2
16/02/2020	09:00	0	4	101	261	34	2	0	0	0	0	0	0	0	0	0	0	0	0	0	402	29.5	25 to 35	98.5	36	9.0
16/02/2020	10:00	3	25	170	338	35	2	0	0	0	0	0	0	0	0	0	0	0	0	0	573	29.3	25 to 35	94.8	37	6.5
16/02/2020	11:00	15	18	153	321	47	5	0	0	0	0	0	0	0	0	0	0	0	0	0	559	29.5	25 to 35	93.2	52	9.3
16/02/2020	12:00	14	11	141	291	45	4	0	0	0	0	0	0	0	0	0	0	0	0	0	506	29.5	25 to 35	94.3	49	9.7
16/02/2020	13:00	4	19	97	258	50	3	0	0	0	0	0	0	0	0	0	0	0	0	0	431	29.8	25 to 35	94.0	53	12.3
16/02/2020	14:00	1	11	90	253	39	5	1	0	0	0	0	0	0	0	0	0	0	0	0	400	29.7	25 to 35	95.5	45	11.3
16/02/2020	15:00	1	21	94	234	38	4	1	0	0	0	0	0	0	0	0	0	0	0	0	393	29.7	25 to 35	93.1	43	10.9
16/02/2020	16:00	2	28	97	179	33	1	0	0	0	0	0	0	0	0	0	0	0	0	0	340	29.5	25 to 35	90.9	34	10.0
16/02/2020	17:00	0	9	76	178	27	4	0	0	0	0	0	0	0	0	0	0	0	0	0	294	29.6	25 to 35	95.6	31	10.5
16/02/2020	18:00	2	10	84	138	32	2	0	0	0	0	0	0	0	0	0	0	0	0	0	268	29.8	25 to 35	94.8	34	12.7
16/02/2020	19:00	0	3	56	104	14	1	1	1	0	0	0	0	0	0	0	0	0	0	0	180	29.5	25 to 35	96.7	17	9.4
16/02/2020	20:00	0	7	17	69	24	5	1	0	0	0	0	0	0	0	0	0	0	0	0	123	32.5	25 to 35	89.4	30	24.4
16/02/2020	21:00	0	7	29	49	17	4	1	0	0	0	0	0	0	0	0	0	0	0	0	107	31.8	25 to 35	88.8	22	20.6
16/02/2020	22:00	0	1	12	39	9	3	1	0	0	0	0	0	0	0	0	0	0	0	0	65	31.7	25 to 35	92.3	13	20.0
16/02/2020	23:00	0	1	5	20	4	0	0	0	0	0	0	0	0	0	0	0	0	0	0	30	30	25 to 35	96.7	4	13.3
24 Hr Summary		48	187	1293	2993	558	80	17	3	1	0	0	0	0	0	0	0	0	0	0	5180	29.8	25 to 35	93.5	659	12.7

Incoming Direction Histogram

Norwich Road

from Thu-Feb-06-2020-12-00-PM to Wed-Mar-04-2020-02-59-PM

Date	Starting Hr:min	<15	15 to <20	20 to <25	25 to <30	30 to <35	35 to <40	40 to <45	45 to <50	50 to <55	55 to <60	60 to <65	65 to <70	70 to <75	75 to <80	80 to <85	85 to <90	90 to <95	95 to <100	100 to >105	Total Counts	85pct Speed	10MPH Pace	% in pace	# of Speeders	% Speeders
17/02/2020	00:00	0	0	2	7	4	0	0	0	0	0	0	0	0	0	0	0	0	0	0	13	32.5	25 to 35	100.0	4	30.8
17/02/2020	01:00	0	0	0	5	2	0	0	0	0	0	0	0	0	0	0	0	0	0	0	7	32.5	25 to 35	100.0	2	28.6
17/02/2020	02:00	0	0	0	5	3	2	0	0	0	0	0	0	0	0	0	0	0	0	0	10	35	30 to 40	100.0	5	50.0
17/02/2020	03:00	0	0	3	9	4	1	0	0	0	0	0	0	0	0	0	0	0	0	0	17	32.5	25 to 35	94.1	5	29.4
17/02/2020	04:00	0	0	6	24	7	0	0	1	0	0	0	0	0	0	0	0	0	0	0	38	31.4	25 to 35	97.4	8	21.1
17/02/2020	05:00	1	5	19	85	21	3	0	0	0	0	0	0	0	0	0	0	0	0	0	134	31	25 to 35	93.3	24	17.9
17/02/2020	06:00	2	32	134	210	33	6	0	0	0	0	0	0	0	0	0	0	0	0	0	417	29.4	25 to 35	90.4	39	9.4
17/02/2020	07:00	15	67	321	398	41	1	0	0	0	0	0	0	0	0	0	0	0	0	0	843	28.9	20 to 30	93.2	42	5.0
17/02/2020	08:00	0	43	259	402	51	0	1	0	0	0	0	0	0	0	0	0	0	0	0	756	29.2	25 to 35	94.2	52	6.9
17/02/2020	09:00	5	29	243	369	35	0	0	0	0	0	0	0	0	0	0	0	0	0	0	681	29.1	25 to 35	95.0	35	5.1
17/02/2020	10:00	4	37	299	326	24	0	0	0	0	0	0	0	0	0	0	0	0	0	0	690	28.8	20 to 30	95.9	24	3.5
17/02/2020	11:00	5	44	276	327	27	1	0	0	0	0	0	0	0	0	0	0	0	0	0	680	28.9	20 to 30	95.1	28	4.1
17/02/2020	12:00	0	22	183	304	36	1	0	0	0	0	0	0	0	0	0	0	0	0	0	546	29.3	25 to 35	95.8	37	6.8
17/02/2020	13:00	0	23	187	277	41	2	0	0	0	0	0	0	0	0	0	0	0	0	0	530	29.3	25 to 35	95.3	43	8.1
17/02/2020	14:00	7	41	215	248	35	2	0	0	0	0	0	0	0	0	0	0	0	0	0	548	29.1	20 to 30	92.0	37	6.8
17/02/2020	15:00	0	32	161	271	36	1	0	0	0	0	0	0	0	0	0	0	0	0	0	501	29.3	25 to 35	93.4	37	7.4
17/02/2020	16:00	5	42	209	308	29	1	0	0	0	0	0	0	0	0	0	0	0	0	0	594	29	20 to 30	94.1	30	5.1
17/02/2020	17:00	8	70	225	259	23	2	0	0	0	0	0	0	0	0	0	0	0	0	0	587	28.8	20 to 30	94.4	25	4.3
17/02/2020	18:00	0	26	150	226	23	3	0	0	0	0	0	0	0	0	0	0	0	0	0	428	29.2	20 to 30	93.9	26	6.1
17/02/2020	19:00	0	18	70	154	23	0	0	0	0	1	0	0	0	0	0	0	0	0	0	266	29.5	25 to 35	92.9	24	9.0
17/02/2020	20:00	2	5	49	95	28	3	0	0	0	0	0	0	0	0	0	0	0	0	0	182	30.7	25 to 35	94.5	31	17.0
17/02/2020	21:00	0	3	25	50	11	7	2	1	0	0	0	0	0	0	0	0	0	0	0	99	32.7	25 to 35	86.9	21	21.2
17/02/2020	22:00	0	2	20	57	4	2	1	0	0	0	0	0	0	0	0	0	0	0	0	86	29.5	25 to 35	94.2	7	8.1
17/02/2020	23:00	0	0	9	16	7	1	2	1	0	0	0	0	0	0	0	0	0	0	0	36	34.3	25 to 35	88.9	11	30.6
24 Hr Summary		54	541	3065	4432	548	39	6	3	0	1	0	0	0	0	0	0	0	0	0	8689	29.2	25 to 35	92.6	597	6.9

Incoming Direction Histogram

Norwich Road

from Thu-Feb-06-2020-12-00-PM to Wed-Mar-04-2020-02-59-PM

Date	Starting Hr:min	<15	15 to <20	20 to <25	25 to <30	30 to <35	35 to <40	40 to <45	45 to <50	50 to <55	55 to <60	60 to <65	65 to <70	70 to <75	75 to <80	80 to <85	85 to <90	90 to <95	95 to <100	100 to >105	Total Counts	85pct Speed	10MPH Pace	% in pace	# of Speeders	% Speeders
18/02/2020	00:00	0	0	1	8	3	0	0	0	0	1	0	0	0	0	0	0	0	0	0	13	33.3	25 to 35	92.3	4	30.8
18/02/2020	01:00	0	0	0	2	1	0	0	0	0	0	0	0	0	0	0	0	0	0	0	3	35	25 to 35	100.0	1	33.3
18/02/2020	02:00	0	0	0	9	1	0	0	0	0	0	0	0	0	0	0	0	0	0	0	10	29.4	25 to 35	100.0	1	10.0
18/02/2020	03:00	1	1	5	14	3	1	1	0	0	0	0	0	0	0	0	0	0	0	0	26	31.7	25 to 35	84.6	5	19.2
18/02/2020	04:00	0	1	8	25	7	1	0	0	0	0	0	0	0	0	0	0	0	0	0	42	31.4	25 to 35	95.2	8	19.0
18/02/2020	05:00	4	6	27	61	13	6	1	0	0	0	0	0	0	0	0	0	0	0	0	118	30.8	25 to 35	85.6	20	16.9
18/02/2020	06:00	0	17	111	234	40	3	1	0	0	0	0	0	0	0	0	0	0	0	0	406	29.6	25 to 35	94.8	44	10.8
18/02/2020	07:00	36	101	391	380	31	0	0	0	0	0	0	0	0	0	0	0	0	0	0	939	28.6	20 to 30	92.9	31	3.3
18/02/2020	08:00	0	51	294	378	42	3	0	0	0	0	0	0	0	0	0	0	0	0	0	768	29.1	20 to 30	94.1	45	5.9
18/02/2020	09:00	23	62	265	347	32	4	0	0	0	0	0	0	0	0	0	0	0	0	0	733	28.9	20 to 30	92.0	36	4.9
18/02/2020	10:00	3	48	310	352	26	0	0	0	0	0	0	0	0	0	0	0	0	0	0	739	28.8	20 to 30	96.1	26	3.5
18/02/2020	11:00	3	35	203	313	25	2	0	0	0	0	0	0	0	0	0	0	0	0	0	581	29	20 to 30	94.8	27	4.6
18/02/2020	12:00	2	32	180	299	32	0	1	0	0	0	0	0	0	0	0	0	0	0	0	546	29.2	20 to 30	93.6	33	6.0
18/02/2020	13:00	5	52	203	270	23	1	0	0	0	0	0	0	0	0	0	0	0	0	0	554	28.9	20 to 30	94.8	24	4.3
18/02/2020	14:00	4	29	178	249	32	5	1	0	0	0	0	0	0	0	0	0	0	0	0	498	29.3	25 to 35	92.2	38	7.6
18/02/2020	15:00	5	34	204	308	37	0	0	0	0	0	0	0	0	0	0	0	0	0	0	588	29.2	25 to 35	93.4	37	6.3
18/02/2020	16:00	2	39	245	268	28	1	0	0	0	0	0	0	0	0	0	0	0	0	0	583	28.9	20 to 30	94.7	29	5.0
18/02/2020	17:00	1	43	260	245	21	2	0	0	0	0	0	0	0	0	0	0	0	0	0	572	28.7	20 to 30	95.8	23	4.0
18/02/2020	18:00	31	45	151	218	19	1	0	0	0	0	0	0	0	0	0	0	0	0	0	465	28.9	20 to 30	89.0	20	4.3
18/02/2020	19:00	1	18	77	143	26	0	0	0	0	0	0	0	0	0	0	0	0	0	0	265	29.5	25 to 35	92.8	26	9.8
18/02/2020	20:00	0	7	56	112	21	1	0	0	0	0	0	0	0	0	0	0	0	0	0	197	29.6	25 to 35	95.9	22	11.2
18/02/2020	21:00	0	4	30	70	16	2	1	0	0	0	0	1	0	0	0	0	0	0	0	124	30.3	25 to 35	93.5	20	16.1
18/02/2020	22:00	0	8	27	56	13	2	2	0	0	0	0	0	0	0	0	0	0	0	0	108	30.4	25 to 35	88.9	17	15.7
18/02/2020	23:00	0	2	10	20	8	0	0	0	0	0	0	0	0	0	0	0	0	0	0	40	31.2	25 to 35	95.0	8	20.0
24 Hr Summary		121	635	3236	4381	500	35	8	0	0	1	0	1	0	0	0	0	0	0	0	8918	29.1	20 to 30	92.5	545	6.1

Incoming Direction Histogram

Norwich Road

from Thu-Feb-06-2020-12-00-PM to Wed-Mar-04-2020-02-59-PM

Date	Starting Hr:min	<15	15 to <20	20 to <25	25 to <30	30 to <35	35 to <40	40 to <45	45 to <50	50 to <55	55 to <60	60 to <65	65 to <70	70 to <75	75 to <80	80 to <85	85 to <90	90 to <95	95 to <100	100 to >105	Total Counts	85pct Speed	10MPH Pace	% in pace	# of Speeders	% Speeders
19/02/2020	00:00	0	0	3	4	4	1	0	1	0	0	0	0	0	0	0	0	0	0	0	13	35	25 to 35	84.6	6	46.2
19/02/2020	01:00	0	1	4	7	2	0	0	1	0	0	0	0	0	0	0	0	0	0	0	15	32.5	25 to 35	86.7	3	20.0
19/02/2020	02:00	0	0	2	5	0	1	0	0	0	0	0	0	0	0	0	0	0	0	0	8	30	20 to 30	87.5	1	12.5
19/02/2020	03:00	0	1	5	6	2	1	0	0	0	0	0	0	0	0	0	0	0	0	0	15	32.5	25 to 35	86.7	3	20.0
19/02/2020	04:00	0	1	4	23	3	1	1	0	0	0	0	0	0	0	0	0	0	0	0	33	30	25 to 35	90.9	5	15.2
19/02/2020	05:00	0	2	26	58	19	1	1	0	0	0	0	0	0	0	0	0	0	0	0	107	31.3	25 to 35	96.3	21	19.6
19/02/2020	06:00	2	5	79	219	55	6	0	2	0	0	0	0	0	0	0	0	0	0	0	368	30.7	25 to 35	95.9	63	17.1
19/02/2020	07:00	10	88	384	367	29	1	0	0	0	0	0	0	0	0	0	0	0	0	0	879	28.6	20 to 30	95.4	30	3.4
19/02/2020	08:00	14	44	302	364	44	1	0	0	0	0	0	0	0	0	0	0	0	0	0	769	29	20 to 30	92.3	45	5.9
19/02/2020	09:00	14	79	287	321	29	2	0	0	0	0	0	0	0	0	0	0	0	0	0	732	28.8	20 to 30	93.9	31	4.2
19/02/2020	10:00	1	51	265	334	24	2	0	0	0	0	0	0	0	0	0	0	0	0	0	677	28.9	20 to 30	96.0	26	3.8
19/02/2020	11:00	4	45	251	289	39	0	0	0	0	0	0	0	0	0	0	0	0	0	0	628	29	20 to 30	93.2	39	6.2
19/02/2020	12:00	6	33	207	285	31	2	0	0	0	0	0	0	0	0	0	0	0	0	0	564	29.1	20 to 30	93.1	33	5.9
19/02/2020	13:00	6	41	214	272	35	1	0	0	0	0	0	0	0	0	0	0	0	0	0	569	29.1	20 to 30	92.6	36	6.3
19/02/2020	14:00	0	31	238	290	32	0	0	0	0	0	0	0	0	0	0	0	0	0	0	591	29	25 to 35	94.8	32	5.4
19/02/2020	15:00	15	46	197	305	27	1	0	0	0	0	1	0	0	0	0	0	0	0	0	592	29	20 to 30	92.6	29	4.9
19/02/2020	16:00	0	42	205	269	36	3	0	0	0	0	0	0	0	0	0	0	0	0	0	555	29.2	20 to 30	93.0	39	7.0
19/02/2020	17:00	4	39	277	243	24	0	0	0	0	0	0	0	0	0	0	0	0	0	0	587	28.7	20 to 30	95.2	24	4.1
19/02/2020	18:00	153	36	126	163	14	2	0	0	0	0	0	0	0	0	0	0	0	0	0	494	28.2	20 to 30	65.8	16	3.2
19/02/2020	19:00	22	12	94	163	25	1	0	0	0	0	0	0	0	0	0	0	0	0	0	317	29.3	25 to 35	89.0	26	8.2
19/02/2020	20:00	0	3	38	95	19	1	1	0	0	0	0	0	0	0	0	0	0	0	0	157	29.8	25 to 35	96.8	21	13.4
19/02/2020	21:00	0	3	33	85	15	1	1	1	0	0	0	0	0	0	0	0	0	0	0	139	29.8	25 to 35	95.7	18	12.9
19/02/2020	22:00	0	2	19	50	9	1	1	0	1	0	0	0	0	0	0	0	0	0	0	83	30	25 to 35	94.0	12	14.5
19/02/2020	23:00	0	2	11	23	4	0	2	0	0	0	0	0	0	0	0	0	0	0	0	42	30	25 to 35	90.5	6	14.3
24 Hr Summary		251	607	3271	4240	521	30	7	5	1	0	1	0	0	0	0	0	0	0	0	8934	29.1	20 to 30	90.9	565	6.3

Incoming Direction Histogram

Norwich Road

from Thu-Feb-06-2020-12-00-PM to Wed-Mar-04-2020-02-59-PM

Date	Starting Hr:min	<15	15 to <20	20 to <25	25 to <30	30 to <35	35 to <40	40 to <45	45 to <50	50 to <55	55 to <60	60 to <65	65 to <70	70 to <75	75 to <80	80 to <85	85 to <90	90 to <95	95 to <100	100 to >105	Total Counts	85pct Speed	10MPH Pace	% in pace	# of Speeders	% Speeders
20/02/2020	00:00	0	2	3	6	4	1	0	0	0	0	0	0	0	0	0	0	0	0	0	16	33.8	25 to 35	81.3	5	31.3
20/02/2020	01:00	0	0	2	6	4	1	0	0	0	0	0	0	0	0	0	0	0	0	0	13	33.8	25 to 35	92.3	5	38.5
20/02/2020	02:00	0	0	4	9	1	1	0	0	0	0	0	0	0	0	0	0	0	0	0	15	30	25 to 35	93.3	2	13.3
20/02/2020	03:00	0	1	6	7	4	0	0	0	0	0	0	0	0	0	0	0	0	0	0	18	31.2	25 to 35	94.4	4	22.2
20/02/2020	04:00	1	2	12	23	5	1	2	1	0	0	0	0	0	0	0	0	0	0	0	47	32	25 to 35	85.1	9	19.1
20/02/2020	05:00	1	2	25	71	19	5	1	0	0	0	0	0	0	0	0	0	0	0	0	124	31.6	25 to 35	92.7	25	20.2
20/02/2020	06:00	1	5	85	232	46	3	1	1	0	0	0	0	0	0	0	0	0	0	0	374	29.9	25 to 35	97.1	51	13.6
20/02/2020	07:00	13	94	359	387	14	0	0	0	0	0	0	0	0	0	0	0	0	0	0	867	28.5	20 to 30	96.9	14	1.6
20/02/2020	08:00	10	85	353	316	25	1	0	0	0	0	0	0	0	0	0	0	0	0	0	790	28.5	20 to 30	95.4	26	3.3
20/02/2020	09:00	12	110	359	257	18	0	0	0	0	0	0	0	0	0	0	0	0	0	0	756	28.2	20 to 30	96.0	18	2.4
20/02/2020	10:00	12	126	350	250	18	0	1	0	0	0	0	0	0	0	0	0	0	0	0	757	28.1	20 to 30	95.9	19	2.5
20/02/2020	11:00	10	50	218	251	14	0	0	0	0	0	0	0	0	0	0	0	0	0	0	543	28.7	20 to 30	95.6	14	2.6
20/02/2020	12:00	4	70	275	231	14	3	0	0	0	0	0	0	0	0	0	0	0	0	0	597	28.4	20 to 30	96.5	17	2.8
20/02/2020	13:00	35	44	239	204	16	1	0	0	0	0	0	0	0	0	0	0	0	0	0	539	28.4	20 to 30	90.4	17	3.2
20/02/2020	14:00	12	47	239	197	16	0	0	0	0	0	0	0	0	0	0	0	0	0	0	511	28.5	20 to 30	94.5	16	3.1
20/02/2020	15:00	3	48	245	246	19	1	0	0	0	0	0	0	0	0	0	0	0	0	0	562	28.7	20 to 30	95.9	20	3.6
20/02/2020	16:00	2	19	216	286	30	4	0	0	0	0	0	0	0	0	0	0	0	0	0	557	29.1	25 to 35	95.5	34	6.1
20/02/2020	17:00	1	61	229	236	21	2	1	1	0	0	0	0	0	0	0	0	0	0	0	552	28.8	20 to 30	95.3	25	4.5
20/02/2020	18:00	3	34	201	221	21	3	1	1	0	0	0	0	0	0	0	0	0	0	0	485	28.9	20 to 30	94.0	26	5.4
20/02/2020	19:00	3	17	93	137	18	3	1	0	0	0	0	0	0	0	0	0	0	0	0	272	29.3	25 to 35	91.2	22	8.1
20/02/2020	20:00	1	8	50	112	18	2	2	0	0	0	0	0	0	0	0	0	0	0	0	193	29.7	25 to 35	93.3	22	11.4
20/02/2020	21:00	1	11	26	64	12	1	1	0	0	0	0	0	0	0	0	0	0	0	0	116	29.8	25 to 35	87.9	14	12.1
20/02/2020	22:00	0	6	13	60	12	3	0	0	0	0	0	0	0	0	0	0	0	0	0	94	30.4	25 to 35	90.4	15	16.0
20/02/2020	23:00	0	1	12	23	6	1	0	0	0	0	0	0	0	0	0	0	0	0	0	43	30.8	25 to 35	95.3	7	16.3
24 Hr Summary		125	843	3614	3832	375	37	11	4	0	0	0	0	0	0	0	0	0	0	0	8841	28.8	20 to 30	93.8	427	4.8

Incoming Direction Histogram

Norwich Road

from Thu-Feb-06-2020-12-00-PM to Wed-Mar-04-2020-02-59-PM

Date	Starting Hr:min	<15	15 to <20	20 to <25	25 to <30	30 to <35	35 to <40	40 to <45	45 to <50	50 to <55	55 to <60	60 to <65	65 to <70	70 to <75	75 to <80	80 to <85	85 to <90	90 to <95	95 to <100	100 to >105	Total Counts	85pct Speed	10MPH Pace	% in pace	# of Speeders	% Speeders
21/02/2020	00:00	0	0	3	10	4	2	0	0	0	0	0	0	0	0	0	0	0	0	0	19	33.8	25 to 35	89.5	6	31.6
21/02/2020	01:00	0	1	2	6	0	1	0	0	0	0	0	0	0	0	0	0	0	0	0	10	29.2	20 to 30	90.0	1	10.0
21/02/2020	02:00	0	2	2	13	2	0	0	0	0	0	0	0	0	0	0	0	0	0	0	19	29.6	20 to 30	89.5	2	10.5
21/02/2020	03:00	0	0	6	11	1	0	0	0	0	0	0	0	0	0	0	0	0	0	0	18	29.1	25 to 35	100.0	1	5.6
21/02/2020	04:00	1	0	6	12	7	3	0	0	0	0	0	0	0	0	0	0	0	0	0	29	34.3	25 to 35	86.2	10	34.5
21/02/2020	05:00	0	1	17	62	29	4	4	0	0	0	0	0	0	0	0	0	0	0	0	117	33.3	25 to 35	92.3	37	31.6
21/02/2020	06:00	2	11	95	218	36	4	0	0	0	0	0	0	0	0	0	0	0	0	0	366	29.7	25 to 35	95.4	40	10.9
21/02/2020	07:00	31	63	346	372	25	1	0	0	0	0	0	0	0	0	0	0	0	0	0	838	28.7	20 to 30	93.2	26	3.1
21/02/2020	08:00	73	145	291	181	5	1	1	0	0	0	0	0	0	0	0	0	0	0	0	697	27.3	20 to 30	88.5	7	1.0
21/02/2020	09:00	87	172	292	140	6	0	0	0	0	0	0	0	0	0	0	0	0	0	0	697	26.5	20 to 30	86.7	6	0.9
21/02/2020	10:00	119	175	350	131	3	0	0	1	0	0	0	0	0	0	0	0	0	0	0	779	25.7	20 to 30	84.2	4	0.5
21/02/2020	11:00	35	116	315	155	13	0	0	0	0	0	0	0	0	0	0	0	0	0	0	634	27.4	20 to 30	92.4	13	2.1
21/02/2020	12:00	23	39	205	301	26	4	0	0	0	0	0	0	0	0	0	0	0	0	0	598	29	20 to 30	91.1	30	5.0
21/02/2020	13:00	1	43	205	322	30	3	0	0	0	0	0	0	0	0	0	0	0	0	0	604	29.1	20 to 30	94.4	33	5.5
21/02/2020	14:00	2	41	185	283	27	1	1	0	0	0	0	0	0	0	0	0	0	0	0	540	29.1	20 to 30	94.3	29	5.4
21/02/2020	15:00	8	42	217	274	32	0	0	0	0	0	0	0	0	0	0	0	0	0	0	573	29	20 to 30	93.0	32	5.6
21/02/2020	16:00	3	43	204	298	34	0	0	0	0	0	0	0	0	0	0	0	0	0	0	582	29.1	20 to 30	93.6	34	5.8
21/02/2020	17:00	2	53	279	242	26	2	0	0	0	0	0	0	0	0	0	0	0	0	0	604	28.7	20 to 30	95.0	28	4.6
21/02/2020	18:00	0	26	176	259	30	1	2	0	0	0	0	0	0	0	0	0	0	0	0	494	29.2	25 to 35	94.1	33	6.7
21/02/2020	19:00	5	14	88	170	28	5	0	0	0	0	0	0	0	0	0	0	0	0	0	310	29.6	25 to 35	92.3	33	10.6
21/02/2020	20:00	1	7	36	92	16	7	1	0	0	0	0	0	0	0	0	0	0	0	0	160	30	25 to 35	90.0	24	15.0
21/02/2020	21:00	1	8	42	72	19	3	0	0	0	0	0	0	0	0	0	0	0	0	0	145	30	25 to 35	91.7	22	15.2
21/02/2020	22:00	0	1	26	59	18	2	0	0	0	0	0	0	0	0	0	0	0	0	0	106	31.1	25 to 35	97.2	20	18.9
21/02/2020	23:00	0	0	9	49	16	4	1	0	0	0	0	0	0	0	0	0	0	0	0	79	32.8	25 to 35	93.7	21	26.6
24 Hr Summary		394	1003	3397	3732	433	48	10	1	0	0	0	0	0	0	0	0	0	0	0	9018	28.8	20 to 30	90.2	492	5.5

Incoming Direction Histogram

Norwich Road

from Thu-Feb-06-2020-12-00-PM to Wed-Mar-04-2020-02-59-PM

Date	Starting Hr:min	<15	15 to <20	20 to <25	25 to <30	30 to <35	35 to <40	40 to <45	45 to <50	50 to <55	55 to <60	60 to <65	65 to <70	70 to <75	75 to <80	80 to <85	85 to <90	90 to <95	95 to <100	100 to >105	Total Counts	85pct Speed	10MPH Pace	% in pace	# of Speeders	% Speeders
22/02/2020	00:00	0	1	10	25	5	3	0	0	1	0	0	0	0	0	0	0	0	0	0	45	32	25 to 35	88.9	9	20.0
22/02/2020	01:00	1	1	2	10	6	0	0	1	0	0	0	0	0	0	0	0	0	0	0	21	33.3	25 to 35	85.7	7	33.3
22/02/2020	02:00	0	1	4	7	5	1	0	0	0	0	0	0	0	0	0	0	0	0	0	18	33	25 to 35	88.9	6	33.3
22/02/2020	03:00	0	0	2	3	1	3	2	0	0	0	0	0	0	0	0	0	0	0	0	11	40	30 to 40	63.6	6	54.5
22/02/2020	04:00	0	0	6	11	8	4	1	0	0	0	0	0	0	0	0	0	0	0	0	30	36.2	25 to 35	83.3	13	43.3
22/02/2020	05:00	0	0	5	23	10	4	2	0	0	0	0	0	0	0	0	0	0	0	0	44	34.5	25 to 35	86.4	16	36.4
22/02/2020	06:00	0	2	25	75	17	3	0	0	0	0	0	0	0	0	0	0	0	0	0	122	30.6	25 to 35	95.9	20	16.4
22/02/2020	07:00	0	7	52	177	48	5	0	1	0	0	0	0	0	0	0	0	0	0	0	290	31	25 to 35	95.5	54	18.6
22/02/2020	08:00	4	34	152	277	50	2	1	0	0	0	0	0	0	0	0	0	0	0	0	520	29.5	25 to 35	92.1	53	10.2
22/02/2020	09:00	5	33	249	337	36	1	1	0	0	0	0	0	0	0	0	0	0	0	0	662	29.1	25 to 35	94.0	38	5.7
22/02/2020	10:00	2	60	285	318	23	1	0	0	0	0	0	0	0	0	0	0	0	0	0	689	28.8	20 to 30	96.2	24	3.5
22/02/2020	11:00	2	82	273	299	12	3	0	0	0	0	0	0	0	0	0	0	0	0	0	671	28.6	20 to 30	97.5	15	2.2
22/02/2020	12:00	4	35	251	294	37	1	0	0	0	0	0	0	0	0	0	0	0	0	0	622	29.1	25 to 35	93.6	38	6.1
22/02/2020	13:00	4	43	195	315	36	8	0	0	0	0	0	0	0	0	0	0	0	0	0	601	29.3	20 to 30	92.0	44	7.3
22/02/2020	14:00	1	40	172	256	52	2	0	0	0	0	0	0	0	0	0	0	0	0	0	523	29.5	25 to 35	91.8	54	10.3
22/02/2020	15:00	1	31	118	252	35	3	0	0	0	0	0	0	0	0	0	0	0	0	0	440	29.4	25 to 35	92.0	38	8.6
22/02/2020	16:00	1	34	129	248	34	2	0	0	0	0	0	0	0	0	0	0	0	0	0	448	29.4	20 to 30	91.7	36	8.0
22/02/2020	17:00	1	34	135	209	23	2	1	0	0	0	0	0	0	0	0	0	0	0	0	405	29.2	20 to 30	93.3	26	6.4
22/02/2020	18:00	0	23	125	223	28	2	0	1	0	0	0	0	0	0	0	0	0	0	0	402	29.3	25 to 35	93.5	31	7.7
22/02/2020	19:00	0	26	78	156	20	2	0	0	0	0	0	0	0	0	0	0	0	0	0	282	29.4	20 to 30	92.2	22	7.8
22/02/2020	20:00	2	14	47	93	13	2	0	1	0	0	0	0	0	0	0	0	0	0	0	172	29.5	20 to 30	89.5	16	9.3
22/02/2020	21:00	1	2	19	66	22	6	2	0	0	0	0	0	0	0	0	0	0	0	0	118	32.7	25 to 35	90.7	30	25.4
22/02/2020	22:00	0	3	23	70	16	2	0	1	0	0	0	0	0	0	0	0	0	0	0	115	30.6	25 to 35	94.8	19	16.5
22/02/2020	23:00	0	3	18	57	14	3	0	1	0	0	0	0	0	0	0	0	0	0	0	96	31.4	25 to 35	92.7	18	18.8
24 Hr Summary		29	509	2375	3801	551	65	10	6	1	0	0	0	0	0	0	0	0	0	0	7347	29.4	25 to 35	91.6	633	8.6

Incoming Direction Histogram

Norwich Road

from Thu-Feb-06-2020-12-00-PM to Wed-Mar-04-2020-02-59-PM

Date	Starting Hr:min	<15	15 to <20	20 to <25	25 to <30	30 to <35	35 to <40	40 to <45	45 to <50	50 to <55	55 to <60	60 to <65	65 to <70	70 to <75	75 to <80	80 to <85	85 to <90	90 to <95	95 to <100	100 to >105	Total Counts	85pct Speed	10MPH Pace	% in pace	# of Speeders	% Speeders
23/02/2020	00:00	0	0	15	23	9	1	0	0	0	0	0	0	0	0	0	0	0	0	0	48	31.7	25 to 35	97.9	10	20.8
23/02/2020	01:00	0	1	3	11	3	3	2	1	0	0	0	0	0	0	0	0	0	0	0	24	38.3	25 to 35	70.8	9	37.5
23/02/2020	02:00	1	1	2	6	4	2	2	0	0	0	0	0	0	0	0	0	0	0	0	18	37.5	25 to 35	66.7	8	44.4
23/02/2020	03:00	19	1	2	7	2	3	0	0	0	0	0	0	0	0	0	0	0	0	0	34	30	10 to 20	58.8	5	14.7
23/02/2020	04:00	94	1	3	8	6	1	0	1	0	0	0	0	0	0	0	0	0	0	0	114	23.3	10 to 20	83.3	8	7.0
23/02/2020	05:00	230	1	0	8	2	0	0	0	0	0	0	0	0	0	0	0	0	0	0	241	9.5	10 to 20	95.9	2	0.8
23/02/2020	06:00	187	2	11	35	5	4	0	0	0	0	0	0	0	0	0	0	0	0	0	244	26	10 to 20	77.5	9	3.7
23/02/2020	07:00	4	4	20	76	36	7	0	1	0	0	0	0	0	0	0	0	0	0	0	148	33.1	25 to 35	89.2	44	29.7
23/02/2020	08:00	1	8	37	118	33	7	0	0	0	0	0	0	0	0	0	0	0	0	0	204	31.4	25 to 35	92.2	40	19.6
23/02/2020	09:00	2	19	157	305	47	3	0	0	0	0	0	0	0	0	0	0	0	0	0	533	29.5	25 to 35	95.5	50	9.4
23/02/2020	10:00	2	47	205	349	23	0	0	0	0	0	0	0	0	0	0	0	0	0	0	626	29	20 to 30	96.0	23	3.7
23/02/2020	11:00	5	31	191	326	40	2	1	0	0	0	0	0	0	0	0	0	0	0	0	596	29.3	25 to 35	93.5	43	7.2
23/02/2020	12:00	0	15	135	316	51	1	0	0	0	0	0	0	0	0	0	0	0	0	0	518	29.6	25 to 35	96.9	52	10.0
23/02/2020	13:00	0	17	145	313	42	3	0	0	0	0	0	0	0	0	0	0	0	0	0	520	29.5	25 to 35	96.2	45	8.7
23/02/2020	14:00	2	13	127	268	36	0	0	0	0	0	0	0	0	0	0	0	0	0	0	446	29.4	25 to 35	96.6	36	8.1
23/02/2020	15:00	1	25	110	202	36	3	0	0	0	0	0	0	0	0	0	0	0	0	0	377	29.6	25 to 35	92.3	39	10.3
23/02/2020	16:00	3	13	90	204	30	1	0	0	0	0	0	0	0	0	0	0	0	0	0	341	29.5	25 to 35	95.0	31	9.1
23/02/2020	17:00	0	16	82	184	27	1	1	0	1	0	0	0	0	0	0	0	0	0	0	312	29.5	25 to 35	93.9	30	9.6
23/02/2020	18:00	1	19	69	166	32	4	0	0	0	0	0	0	0	0	0	0	0	0	0	291	29.8	25 to 35	91.8	36	12.4
23/02/2020	19:00	0	9	63	115	14	2	0	0	0	0	0	0	0	0	0	0	0	0	0	203	29.4	25 to 35	94.6	16	7.9
23/02/2020	20:00	0	4	24	90	25	8	1	0	0	0	0	0	0	0	0	0	0	0	0	152	32.2	25 to 35	91.4	34	22.4
23/02/2020	21:00	0	4	8	38	18	5	3	0	0	0	0	0	0	0	0	0	0	0	0	76	34.2	25 to 35	84.2	26	34.2
23/02/2020	22:00	0	1	24	40	8	2	0	0	0	0	0	0	0	0	0	0	0	0	0	75	29.9	25 to 35	96.0	10	13.3
23/02/2020	23:00	0	1	7	19	6	1	0	0	0	0	0	0	0	0	0	0	0	0	0	34	31.7	25 to 35	94.1	7	20.6
24 Hr Summary		552	253	1530	3227	535	64	10	3	1	0	0	0	0	0	0	0	0	0	0	6175	29.5	25 to 35	85.7	613	9.9

Incoming Direction Histogram

Norwich Road

from Thu-Feb-06-2020-12-00-PM to Wed-Mar-04-2020-02-59-PM

Date	Starting Hr:min	<15	15 to <20	20 to <25	25 to <30	30 to <35	35 to <40	40 to <45	45 to <50	50 to <55	55 to <60	60 to <65	65 to <70	70 to <75	75 to <80	80 to <85	85 to <90	90 to <95	95 to <100	100 to >105	Total Counts	85pct Speed	10MPH Pace	% in pace	# of Speeders	% Speeders
24/02/2020	00:00	0	0	1	9	1	0	0	0	0	0	0	0	0	0	0	0	0	0	0	11	29.4	25 to 35	100.0	1	9.1
24/02/2020	01:00	0	0	0	4	2	1	0	0	0	0	0	0	0	0	0	0	0	0	0	7	35	30 to 40	100.0	3	42.9
24/02/2020	02:00	1	0	2	2	1	1	0	0	0	0	0	0	0	0	0	0	0	0	0	7	35	25 to 35	71.4	2	28.6
24/02/2020	03:00	0	2	4	11	4	1	0	0	0	0	0	0	0	0	0	0	0	0	0	22	32.5	25 to 35	86.4	5	22.7
24/02/2020	04:00	0	0	7	23	15	3	0	0	1	0	0	0	0	0	0	0	0	0	0	49	34	25 to 35	91.8	19	38.8
24/02/2020	05:00	2	3	17	65	27	1	0	0	0	0	0	0	0	0	0	0	0	0	0	115	32	25 to 35	94.8	28	24.3
24/02/2020	06:00	6	12	96	223	33	5	0	0	0	0	0	0	0	0	0	0	0	0	0	375	29.6	25 to 35	93.9	38	10.1
24/02/2020	07:00	14	140	401	232	19	4	0	0	0	0	0	0	0	0	0	0	0	0	0	810	27.9	20 to 30	95.4	23	2.8
24/02/2020	08:00	117	210	378	141	4	0	0	0	0	0	0	0	0	0	0	0	0	0	0	850	25.6	20 to 30	85.8	4	0.5
24/02/2020	09:00	247	37	205	189	13	1	0	0	0	0	0	0	0	0	0	0	0	0	0	692	27.6	20 to 30	62.3	14	2.0
24/02/2020	10:00	6	29	217	282	23	2	0	0	0	0	0	0	0	0	0	0	0	0	0	559	29	20 to 30	94.5	25	4.5
24/02/2020	11:00	6	50	204	221	40	1	0	0	0	0	0	0	0	0	0	0	0	0	0	522	29.2	20 to 30	91.0	41	7.9
24/02/2020	12:00	1	21	180	270	26	2	0	0	0	0	0	0	0	0	0	0	0	0	0	500	29.1	25 to 35	95.2	28	5.6
24/02/2020	13:00	0	29	153	244	41	4	2	0	0	0	0	0	0	0	0	0	0	0	0	473	29.5	25 to 35	92.6	47	9.9
24/02/2020	14:00	2	42	226	214	16	2	0	0	0	0	0	0	0	0	0	0	0	0	0	502	28.7	20 to 30	96.0	18	3.6
24/02/2020	15:00	16	80	225	184	14	0	0	0	0	0	0	1	0	0	0	0	0	0	0	520	28.3	20 to 30	94.0	15	2.9
24/02/2020	16:00	0	51	194	256	29	3	0	0	0	0	0	0	0	0	0	0	0	0	0	533	29.1	20 to 30	94.0	32	6.0
24/02/2020	17:00	3	78	249	230	19	0	0	0	0	0	0	0	0	0	0	0	0	0	0	579	28.5	20 to 30	96.2	19	3.3
24/02/2020	18:00	0	20	117	201	29	4	1	0	0	0	0	0	0	0	0	0	0	0	0	372	29.5	25 to 35	93.3	34	9.1
24/02/2020	19:00	2	19	102	127	15	1	0	0	0	0	0	0	0	0	0	0	0	0	0	266	29.1	20 to 30	93.2	16	6.0
24/02/2020	20:00	0	5	39	67	21	1	0	0	0	0	0	0	0	0	0	0	0	0	0	133	30.5	25 to 35	95.5	22	16.5
24/02/2020	21:00	1	17	39	81	10	1	0	0	0	0	0	0	0	0	0	0	0	0	0	149	29.3	20 to 30	91.9	11	7.4
24/02/2020	22:00	0	1	11	35	10	1	1	0	0	0	0	0	0	0	0	0	0	0	0	59	31.5	25 to 35	94.9	12	20.3
24/02/2020	23:00	0	0	7	16	8	4	2	0	0	0	0	0	1	0	0	0	0	0	0	38	36.2	25 to 35	81.6	15	39.5
24 Hr Summary		424	846	3074	3327	420	43	6	0	1	0	0	1	1	0	0	0	0	0	0	8143	28.9	20 to 30	89.0	472	5.8

Incoming Direction Histogram

Norwich Road

from Thu-Feb-06-2020-12-00-PM to Wed-Mar-04-2020-02-59-PM

Date	Starting Hr:min	<15	15 to <20	20 to <25	25 to <30	30 to <35	35 to <40	40 to <45	45 to <50	50 to <55	55 to <60	60 to <65	65 to <70	70 to <75	75 to <80	80 to <85	85 to <90	90 to <95	95 to <100	100 to >105	Total Counts	85pct Speed	10MPH Pace	% in pace	# of Speeders	% Speeders
25/02/2020	00:00	0	1	1	11	2	1	0	1	0	0	0	0	0	0	0	0	0	0	0	17	32.5	25 to 35	82.4	4	23.5
25/02/2020	01:00	0	0	3	4	1	0	0	0	0	0	0	0	0	0	0	0	0	0	0	8	30	25 to 35	100.0	1	12.5
25/02/2020	02:00	0	0	0	6	0	0	0	0	0	0	0	0	0	0	0	0	0	0	0	6	29.2	20 to 30	100.0	*	*
25/02/2020	03:00	0	0	5	6	6	2	0	0	0	0	0	0	0	0	0	0	0	0	0	19	34.2	25 to 35	89.5	8	42.1
25/02/2020	04:00	1	2	6	14	10	0	1	0	0	0	0	0	0	0	0	0	0	0	0	34	33	25 to 35	88.2	11	32.4
25/02/2020	05:00	0	8	23	52	22	3	0	0	0	0	0	0	0	0	0	0	0	0	0	108	32	25 to 35	89.8	25	23.1
25/02/2020	06:00	4	7	112	249	42	4	0	0	0	0	0	0	0	0	0	0	0	0	0	418	29.7	25 to 35	96.4	46	11.0
25/02/2020	07:00	17	176	472	279	22	1	0	0	0	0	0	0	0	0	0	0	0	0	0	967	27.8	20 to 30	95.9	23	2.4
25/02/2020	08:00	33	164	369	247	25	3	1	0	0	0	0	0	0	0	0	0	0	0	0	842	28	20 to 30	92.6	29	3.4
25/02/2020	09:00	10	66	307	336	26	1	1	0	0	0	0	0	0	0	0	0	0	0	0	747	28.8	20 to 30	94.9	28	3.7
25/02/2020	10:00	6	52	276	259	33	1	2	0	0	0	0	0	0	0	0	0	0	0	0	629	28.9	20 to 30	93.3	36	5.7
25/02/2020	11:00	0	39	212	283	28	1	0	0	0	0	0	0	0	0	0	0	0	0	0	563	29	20 to 30	94.8	29	5.2
25/02/2020	12:00	1	24	180	271	39	2	0	0	0	0	0	0	0	0	0	0	0	0	0	517	29.3	25 to 35	94.8	41	7.9
25/02/2020	13:00	4	39	176	277	39	1	0	0	0	0	0	0	0	0	0	0	0	0	0	536	29.3	20 to 30	91.8	40	7.5
25/02/2020	14:00	4	76	225	206	17	0	0	0	0	0	0	0	0	0	0	0	0	0	0	528	28.5	20 to 30	96.0	17	3.2
25/02/2020	15:00	19	162	262	156	12	1	0	0	0	0	0	0	0	0	0	0	0	0	0	612	27.5	20 to 30	94.8	13	2.1
25/02/2020	16:00	4	117	306	192	16	1	0	0	0	0	0	0	0	0	0	0	0	0	0	636	28	20 to 30	96.7	17	2.7
25/02/2020	17:00	2	69	238	205	21	3	0	0	0	0	0	0	0	0	0	0	0	0	0	538	28.6	20 to 30	95.2	24	4.5
25/02/2020	18:00	4	48	167	191	17	1	1	0	0	0	0	0	0	0	0	0	0	0	0	429	28.8	20 to 30	94.6	19	4.4
25/02/2020	19:00	3	18	88	148	17	1	0	0	0	0	0	0	0	0	0	0	0	0	0	275	29.2	20 to 30	92.4	18	6.5
25/02/2020	20:00	1	7	41	98	11	1	0	0	0	0	0	0	0	0	0	0	0	0	0	159	29.4	25 to 35	94.3	12	7.5
25/02/2020	21:00	0	8	38	74	25	5	0	0	0	0	0	0	0	0	0	0	0	0	0	150	31.6	25 to 35	91.3	30	20.0
25/02/2020	22:00	0	4	23	43	14	3	0	0	0	0	0	0	0	0	0	0	0	0	0	87	31.4	25 to 35	92.0	17	19.5
25/02/2020	23:00	0	3	10	23	6	2	1	0	0	0	0	0	0	0	0	0	0	0	0	45	31.7	25 to 35	86.7	9	20.0
24 Hr Summary		113	1090	3540	3630	451	38	7	1	0	0	0	0	0	0	0	0	0	0	0	8870	28.9	20 to 30	93.1	497	5.6

Incoming Direction Histogram

Norwich Road

from Thu-Feb-06-2020-12-00-PM to Wed-Mar-04-2020-02-59-PM

Date	Starting Hr:min	<15	15 to <20	20 to <25	25 to <30	30 to <35	35 to <40	40 to <45	45 to <50	50 to <55	55 to <60	60 to <65	65 to <70	70 to <75	75 to <80	80 to <85	85 to <90	90 to <95	95 to <100	100 to >105	Total Counts	85pct Speed	10MPH Pace	% in pace	# of Speeders	% Speeders
26/02/2020	00:00	0	0	5	7	1	0	0	0	0	0	0	0	0	0	0	0	0	0	0	13	29.3	25 to 35	100.0	1	7.7
26/02/2020	01:00	0	0	5	4	1	0	0	0	1	0	0	0	0	0	0	0	0	0	0	11	30	25 to 35	90.9	2	18.2
26/02/2020	02:00	0	0	1	6	4	1	0	0	0	0	0	0	0	0	0	0	0	0	0	12	33.8	25 to 35	91.7	5	41.7
26/02/2020	03:00	0	0	4	7	3	0	0	0	0	0	0	0	0	0	0	0	0	0	0	14	31.7	25 to 35	100.0	3	21.4
26/02/2020	04:00	0	1	9	20	9	2	0	1	0	0	0	0	0	0	0	0	0	0	0	42	33.3	25 to 35	90.5	12	28.6
26/02/2020	05:00	1	0	21	64	16	1	0	0	0	0	0	0	0	0	0	0	0	0	0	103	30.6	25 to 35	98.1	17	16.5
26/02/2020	06:00	1	11	105	228	37	5	0	0	0	0	0	0	0	0	0	0	0	0	0	387	29.6	25 to 35	95.6	42	10.9
26/02/2020	07:00	19	162	476	260	18	1	0	0	0	0	0	0	0	0	0	0	0	0	0	936	27.7	20 to 30	95.9	19	2.0
26/02/2020	08:00	26	242	416	211	18	1	0	0	0	0	0	0	0	0	0	0	0	0	0	914	27.2	20 to 30	95.1	19	2.1
26/02/2020	09:00	4	57	304	339	31	1	0	0	0	0	0	0	0	0	0	0	0	0	0	736	28.8	20 to 30	95.1	32	4.3
26/02/2020	10:00	1	35	231	307	30	0	0	0	0	0	0	0	0	0	0	0	0	0	0	604	29	20 to 30	94.9	30	5.0
26/02/2020	11:00	3	27	209	252	20	1	0	0	0	0	0	0	0	0	0	0	0	0	0	512	28.9	20 to 30	95.3	21	4.1
26/02/2020	12:00	1	41	152	266	25	1	0	0	0	0	0	0	0	0	0	0	0	0	0	486	29.1	20 to 30	94.4	26	5.3
26/02/2020	13:00	0	43	218	238	27	0	0	0	0	0	0	0	0	0	0	0	0	0	0	526	28.9	20 to 30	94.9	27	5.1
26/02/2020	14:00	21	89	246	178	16	0	0	0	1	0	0	0	0	0	0	0	0	0	0	551	28.1	20 to 30	93.1	17	3.1
26/02/2020	15:00	25	117	261	159	10	0	0	0	0	0	0	0	0	0	0	0	0	0	0	572	27.6	20 to 30	93.9	10	1.7
26/02/2020	16:00	11	139	280	193	19	2	0	0	0	0	0	0	0	0	0	0	0	0	0	644	28	20 to 30	95.0	21	3.3
26/02/2020	17:00	1	50	221	302	25	3	0	0	0	0	0	0	0	0	0	0	0	0	0	602	29	20 to 30	95.2	28	4.7
26/02/2020	18:00	2	38	213	250	25	1	0	0	0	0	0	0	0	0	0	0	0	0	0	529	28.9	20 to 30	94.7	26	4.9
26/02/2020	19:00	2	12	84	195	30	0	1	0	0	0	0	0	0	0	0	0	0	0	0	324	29.5	25 to 35	95.4	31	9.6
26/02/2020	20:00	1	5	44	102	22	4	3	0	0	0	0	0	0	0	0	0	0	0	0	181	30.5	25 to 35	92.8	29	16.0
26/02/2020	21:00	0	5	21	64	16	4	1	0	0	0	0	0	0	0	0	0	0	0	0	111	31.2	25 to 35	91.0	21	18.9
26/02/2020	22:00	0	4	12	53	12	5	0	0	0	0	0	0	0	0	0	0	0	0	0	86	31.7	25 to 35	89.5	17	19.8
26/02/2020	23:00	0	0	7	17	5	1	0	0	0	0	0	0	0	0	0	0	0	0	0	30	32	25 to 35	96.7	6	20.0
24 Hr Summary		119	1078	3545	3722	420	34	5	1	2	0	0	0	0	0	0	0	0	0	0	8926	28.8	20 to 30	93.5	462	5.2

Incoming Direction Histogram

Norwich Road

from Thu-Feb-06-2020-12-00-PM to Wed-Mar-04-2020-02-59-PM

Date	Starting Hr:min	<15	15 to <20	20 to <25	25 to <30	30 to <35	35 to <40	40 to <45	45 to <50	50 to <55	55 to <60	60 to <65	65 to <70	70 to <75	75 to <80	80 to <85	85 to <90	90 to <95	95 to <100	100 to >105	Total Counts	85pct Speed	10MPH Pace	% in pace	# of Speeders	% Speeders
27/02/2020	00:00	0	1	2	2	5	0	1	0	0	0	0	0	0	0	0	0	0	0	0	11	34	25 to 35	81.8	6	54.5
27/02/2020	01:00	0	0	3	4	1	1	0	0	0	0	0	0	0	0	0	0	0	0	0	9	35	25 to 35	88.9	2	22.2
27/02/2020	02:00	0	0	3	8	4	2	0	0	0	0	1	0	0	0	0	0	0	0	0	18	35	25 to 35	83.3	7	38.9
27/02/2020	03:00	1	1	3	10	2	0	0	0	0	0	0	0	0	0	0	0	0	0	0	17	29.5	25 to 35	88.2	2	11.8
27/02/2020	04:00	0	1	6	25	12	1	0	0	0	0	0	0	0	0	0	0	0	0	0	45	32.5	25 to 35	95.6	13	28.9
27/02/2020	05:00	1	4	18	61	18	4	0	0	0	0	0	0	0	0	0	0	0	0	0	106	31.7	25 to 35	91.5	22	20.8
27/02/2020	06:00	0	4	95	234	39	3	0	0	0	0	0	0	0	0	0	0	0	0	0	375	29.7	25 to 35	98.1	42	11.2
27/02/2020	07:00	45	143	400	233	13	0	0	0	0	0	0	0	0	0	0	0	0	0	0	834	27.6	20 to 30	93.0	13	1.6
27/02/2020	08:00	24	148	472	227	12	0	0	0	0	0	0	0	0	0	0	0	0	0	0	883	27.4	20 to 30	95.9	12	1.4
27/02/2020	09:00	13	65	371	344	29	2	0	0	0	0	0	0	0	0	0	0	0	0	0	824	28.6	20 to 30	94.7	31	3.8
27/02/2020	10:00	23	46	259	280	30	3	1	0	0	0	0	0	0	0	0	0	0	0	0	642	28.9	20 to 30	91.1	34	5.3
27/02/2020	11:00	6	36	231	253	23	3	0	0	0	0	0	0	0	0	0	0	0	0	0	552	28.9	20 to 30	94.2	26	4.7
27/02/2020	12:00	2	33	195	249	26	1	0	0	0	0	0	0	0	0	0	0	0	0	0	506	29	20 to 30	94.3	27	5.3
27/02/2020	13:00	6	22	183	256	29	4	0	0	0	0	0	0	0	0	0	0	0	0	0	500	29.2	25 to 35	93.6	33	6.6
27/02/2020	14:00	0	31	181	253	18	4	0	0	0	0	0	0	0	0	0	0	0	0	0	487	29	20 to 30	95.5	22	4.5
27/02/2020	15:00	21	125	209	215	31	5	0	0	0	0	0	0	0	0	0	0	0	0	0	606	28.7	20 to 30	90.6	36	5.9
27/02/2020	16:00	3	109	371	170	12	2	0	1	0	0	0	0	0	0	0	0	0	0	0	668	27.5	20 to 30	97.3	15	2.2
27/02/2020	17:00	3	106	300	155	22	0	0	0	0	0	0	0	0	0	0	0	0	0	0	586	27.9	20 to 30	95.7	22	3.8
27/02/2020	18:00	2	48	233	168	16	2	0	0	0	0	0	0	0	0	0	0	0	0	0	469	28.5	20 to 30	95.7	18	3.8
27/02/2020	19:00	3	15	102	144	14	2	0	0	0	0	0	0	0	0	0	0	0	0	0	280	29.1	20 to 30	93.2	16	5.7
27/02/2020	20:00	0	7	35	112	21	2	0	0	0	0	0	0	0	0	0	0	0	0	0	177	29.8	25 to 35	94.9	23	13.0
27/02/2020	21:00	1	13	39	50	17	1	1	0	0	0	0	0	0	0	0	0	0	0	0	122	30.3	25 to 35	86.9	19	15.6
27/02/2020	22:00	0	3	26	68	15	3	0	0	0	0	0	0	0	0	0	0	0	0	0	115	30.3	25 to 35	94.8	18	15.7
27/02/2020	23:00	0	1	5	18	6	0	0	0	0	0	0	0	0	0	0	0	0	0	0	30	31.7	25 to 35	96.7	6	20.0
24 Hr Summary		154	962	3742	3539	415	45	3	1	0	0	1	0	0	0	0	0	0	0	0	8862	28.8	20 to 30	93.0	465	5.2

Incoming Direction Histogram

Norwich Road

from Thu-Feb-06-2020-12-00-PM to Wed-Mar-04-2020-02-59-PM

Date	Starting Hr:min	<15	15 to <20	20 to <25	25 to <30	30 to <35	35 to <40	40 to <45	45 to <50	50 to <55	55 to <60	60 to <65	65 to <70	70 to <75	75 to <80	80 to <85	85 to <90	90 to <95	95 to <100	100 to >105	Total Counts	85pct Speed	10MPH Pace	% in pace	# of Speeders	% Speeders
28/02/2020	00:00	0	0	2	5	5	2	0	0	1	0	0	0	0	0	0	0	0	0	0	15	37.5	25 to 35	80.0	8	53.3
28/02/2020	01:00	0	0	0	4	1	0	0	0	0	0	0	0	0	0	0	0	0	0	0	5	30	25 to 35	100.0	1	20.0
28/02/2020	02:00	0	0	1	5	2	0	0	0	0	0	0	0	0	0	0	0	0	0	0	8	32.5	25 to 35	100.0	2	25.0
28/02/2020	03:00	0	0	2	3	4	0	0	0	0	0	0	0	0	0	0	0	0	0	0	9	33.8	25 to 35	100.0	4	44.4
28/02/2020	04:00	1	1	11	9	13	4	1	0	0	0	0	0	0	0	0	0	0	0	0	40	34.6	25 to 35	82.5	18	45.0
28/02/2020	05:00	1	2	25	46	14	3	0	0	1	0	0	0	0	0	0	0	0	0	0	92	31.4	25 to 35	92.4	18	19.6
28/02/2020	06:00	1	3	89	194	27	9	1	1	0	0	0	0	0	0	0	0	0	0	0	325	29.7	25 to 35	95.4	38	11.7
28/02/2020	07:00	6	77	340	303	24	1	0	0	0	0	0	0	0	0	0	0	0	0	0	751	28.5	20 to 30	95.9	25	3.3
28/02/2020	08:00	14	145	278	214	30	1	0	0	0	0	0	0	0	0	0	0	0	0	0	682	28.3	20 to 30	93.4	31	4.5
28/02/2020	09:00	8	30	253	329	27	3	1	0	0	0	0	0	0	0	0	0	0	0	0	651	29	20 to 30	94.0	31	4.8
28/02/2020	10:00	23	52	275	260	21	0	0	0	0	0	0	0	0	0	0	0	0	0	0	631	28.6	20 to 30	93.0	21	3.3
28/02/2020	11:00	14	33	180	261	30	1	0	0	0	0	0	0	0	0	0	0	0	0	0	519	29.1	20 to 30	91.3	31	6.0
28/02/2020	12:00	193	47	166	203	22	2	0	0	0	0	0	0	0	0	0	0	0	0	0	633	28.3	20 to 30	65.7	24	3.8
28/02/2020	13:00	361	47	90	165	24	3	0	0	0	0	0	0	0	0	0	0	0	0	0	690	27.7	10 to 20	59.1	27	3.9
28/02/2020	14:00	429	41	98	117	4	1	0	0	0	0	0	0	0	0	0	0	0	0	0	690	25.8	10 to 20	68.1	5	0.7
28/02/2020	15:00	253	90	206	121	15	3	0	0	0	0	0	0	0	0	0	0	0	0	0	688	26.5	20 to 30	60.6	18	2.6
28/02/2020	16:00	123	49	161	200	19	1	1	0	0	0	0	0	0	0	0	0	0	0	0	554	28.4	20 to 30	74.0	21	3.8
28/02/2020	17:00	31	32	198	280	12	1	0	0	0	0	0	0	0	0	0	0	0	0	0	554	28.8	20 to 30	92.1	13	2.3
28/02/2020	18:00	21	25	219	236	25	2	1	0	0	0	0	0	0	0	0	0	0	0	0	529	28.9	20 to 30	90.7	28	5.3
28/02/2020	19:00	2	17	110	181	38	4	0	0	0	0	0	0	0	0	0	0	0	0	0	352	29.7	25 to 35	93.5	42	11.9
28/02/2020	20:00	1	2	44	88	23	3	0	0	0	0	0	0	0	0	0	0	0	0	0	161	30.4	25 to 35	96.3	26	16.1
28/02/2020	21:00	0	2	47	104	19	4	1	0	0	0	0	0	0	0	0	0	0	0	0	177	29.9	25 to 35	96.0	24	13.6
28/02/2020	22:00	0	2	37	100	10	1	0	0	0	0	0	0	0	0	0	0	0	0	0	150	29.4	25 to 35	98.0	11	7.3
28/02/2020	23:00	0	5	23	51	17	4	1	0	0	0	0	0	0	0	0	0	0	0	0	101	32.1	25 to 35	90.1	22	21.8
24 Hr Summary		1482	702	2855	3479	426	53	7	1	2	0	0	0	0	0	0	0	0	0	0	9007	28.8	20 to 30	78.1	489	5.4

Incoming Direction Histogram

Norwich Road

from Thu-Feb-06-2020-12-00-PM to Wed-Mar-04-2020-02-59-PM

Date	Starting Hr:min	<15	15 to <20	20 to <25	25 to <30	30 to <35	35 to <40	40 to <45	45 to <50	50 to <55	55 to <60	60 to <65	65 to <70	70 to <75	75 to <80	80 to <85	85 to <90	90 to <95	95 to <100	100 to >105	Total Counts	85pct Speed	10MPH Pace	% in pace	# of Speeders	% Speeders
29/02/2020	00:00	0	1	7	18	7	4	0	0	0	0	0	0	0	0	0	0	0	0	0	37	33.6	25 to 35	86.5	11	29.7
29/02/2020	01:00	0	0	4	15	10	3	0	0	0	0	0	0	0	0	0	0	0	0	0	32	34	25 to 35	90.6	13	40.6
29/02/2020	02:00	1	0	10	11	4	4	0	0	0	0	0	0	0	0	0	0	0	0	0	30	35	25 to 35	83.3	8	26.7
29/02/2020	03:00	0	0	5	14	2	2	1	0	1	0	0	0	0	0	0	0	0	0	0	25	35	25 to 35	84.0	6	24.0
29/02/2020	04:00	0	0	9	9	5	3	1	0	0	0	0	0	0	0	0	0	0	0	0	27	35	25 to 35	85.2	9	33.3
29/02/2020	05:00	0	1	9	14	10	6	0	0	0	0	0	0	0	0	0	0	0	0	0	40	35	25 to 35	82.5	16	40.0
29/02/2020	06:00	0	2	20	73	27	6	1	0	0	0	0	0	0	0	0	0	0	0	0	129	32.8	25 to 35	93.0	34	26.4
29/02/2020	07:00	5	1	51	171	44	8	2	0	0	0	0	0	0	0	0	0	0	0	0	282	31.4	25 to 35	94.3	54	19.1
29/02/2020	08:00	1	22	141	282	39	4	2	0	0	0	0	0	0	0	0	0	0	0	0	491	29.5	25 to 35	94.1	45	9.2
29/02/2020	09:00	41	31	254	306	31	2	2	0	0	0	0	0	0	0	0	0	0	0	0	667	28.9	20 to 30	88.6	35	5.2
29/02/2020	10:00	1	39	248	334	34	1	0	0	0	0	0	0	0	0	0	0	0	0	0	657	29	20 to 30	94.5	35	5.3
29/02/2020	11:00	2	46	308	322	26	3	0	0	0	0	0	0	0	0	0	0	0	0	0	707	28.8	20 to 30	95.6	29	4.1
29/02/2020	12:00	4	42	236	313	36	1	0	0	0	0	0	0	0	0	0	0	0	0	0	632	29.1	20 to 30	93.5	37	5.9
29/02/2020	13:00	7	35	200	302	38	0	0	0	0	0	0	0	0	0	0	0	0	0	0	582	29.2	25 to 35	92.8	38	6.5
29/02/2020	14:00	1	31	144	276	49	3	0	0	1	0	0	0	0	0	0	0	0	0	0	505	29.6	25 to 35	92.9	53	10.5
29/02/2020	15:00	1	21	104	237	42	2	1	0	0	0	0	0	0	0	0	0	0	0	0	408	29.7	25 to 35	93.9	45	11.0
29/02/2020	16:00	1	29	100	241	44	4	0	0	0	0	0	0	0	0	0	0	0	0	0	419	29.7	25 to 35	91.9	48	11.5
29/02/2020	17:00	3	17	92	238	33	5	0	0	0	0	0	0	0	0	0	0	0	0	0	388	29.6	25 to 35	93.6	38	9.8
29/02/2020	18:00	2	8	96	201	35	5	1	0	0	1	1	0	0	0	0	0	0	0	0	350	29.8	25 to 35	94.9	43	12.3
29/02/2020	19:00	0	9	71	164	35	3	0	0	0	0	0	0	0	0	0	0	0	0	0	282	29.9	25 to 35	95.7	38	13.5
29/02/2020	20:00	1	6	35	109	25	2	2	0	0	0	0	0	0	0	0	0	0	0	0	180	30.4	25 to 35	93.9	29	16.1
29/02/2020	21:00	0	2	35	88	19	6	1	0	0	0	0	0	0	0	0	0	0	0	0	151	30.8	25 to 35	94.0	26	17.2
29/02/2020	22:00	0	0	21	79	11	0	0	0	0	0	0	0	0	0	0	0	0	0	0	111	29.6	25 to 35	100.0	11	9.9
29/02/2020	23:00	1	1	10	60	20	4	1	1	0	0	0	0	0	0	0	0	0	0	0	98	32.8	25 to 35	91.8	26	26.5
24 Hr Summary		72	344	2210	3877	626	81	15	1	2	1	1	0	0	0	0	0	0	0	0	7230	29.5	25 to 35	92.8	727	10.1

Incoming Direction Histogram

Norwich Road

from Thu-Feb-06-2020-12-00-PM to Wed-Mar-04-2020-02-59-PM

Date	Starting Hr:min	<15	15 to <20	20 to <25	25 to <30	30 to <35	35 to <40	40 to <45	45 to <50	50 to <55	55 to <60	60 to <65	65 to <70	70 to <75	75 to <80	80 to <85	85 to <90	90 to <95	95 to <100	100 to >105	Total Counts	85pct Speed	10MPH Pace	% in pace	# of Speeders	% Speeders
01/03/2020	00:00	0	1	10	33	15	5	0	0	0	0	0	0	0	0	0	0	0	0	0	64	33.3	25 to 35	90.6	20	31.3
01/03/2020	01:00	0	0	11	22	15	1	1	0	0	0	0	0	0	0	0	0	0	0	0	50	33	25 to 35	96.0	17	34.0
01/03/2020	02:00	0	0	4	17	8	3	2	0	0	0	0	0	0	0	0	0	0	0	0	34	35	25 to 35	85.3	13	38.2
01/03/2020	03:00	0	0	0	6	7	1	1	0	0	0	0	0	0	0	0	0	0	0	0	15	35	30 to 40	93.3	9	60.0
01/03/2020	04:00	0	0	4	15	6	2	1	0	0	0	0	0	0	0	0	0	0	0	0	28	34.2	25 to 35	89.3	9	32.1
01/03/2020	05:00	0	1	7	24	9	3	1	0	0	0	0	0	0	0	0	0	0	0	0	45	33.3	25 to 35	88.9	13	28.9
01/03/2020	06:00	0	1	13	57	15	2	3	0	0	0	0	0	0	0	0	0	0	0	0	91	32	25 to 35	93.4	20	22.0
01/03/2020	07:00	0	2	15	68	28	8	2	0	0	0	0	0	0	0	0	0	0	0	0	123	33.6	25 to 35	90.2	38	30.9
01/03/2020	08:00	2	4	42	130	46	3	1	0	0	0	0	0	0	0	0	0	0	0	0	228	31.7	25 to 35	95.6	50	21.9
01/03/2020	09:00	0	23	133	274	46	6	0	0	0	0	0	0	0	0	0	0	0	0	0	482	29.6	25 to 35	94.0	52	10.8
01/03/2020	10:00	3	32	211	350	36	1	0	0	0	0	0	0	0	0	0	0	0	0	0	633	29.2	25 to 35	94.3	37	5.8
01/03/2020	11:00	7	41	194	301	39	1	0	0	0	0	0	0	0	0	0	0	0	0	0	583	29.2	20 to 30	91.9	40	6.9
01/03/2020	12:00	4	30	192	259	26	0	0	0	0	0	0	0	0	0	0	0	0	0	0	511	29	20 to 30	94.1	26	5.1
01/03/2020	13:00	0	28	155	297	34	1	0	0	0	0	0	0	0	0	0	0	0	0	0	515	29.3	25 to 35	94.4	35	6.8
01/03/2020	14:00	0	12	132	276	54	5	2	0	0	0	0	0	0	0	0	0	0	0	0	481	29.8	25 to 35	96.0	61	12.7
01/03/2020	15:00	0	16	86	212	45	0	0	0	0	0	0	0	0	0	0	0	0	0	0	359	29.8	25 to 35	95.5	45	12.5
01/03/2020	16:00	0	13	111	224	47	7	0	0	0	0	0	0	0	0	0	0	0	0	0	402	29.9	25 to 35	95.0	54	13.4
01/03/2020	17:00	0	10	86	199	37	4	1	0	0	0	0	0	0	0	0	0	0	0	0	337	29.8	25 to 35	95.5	42	12.5
01/03/2020	18:00	0	19	78	147	35	3	0	0	0	0	0	0	0	0	0	0	0	0	0	282	29.9	25 to 35	92.2	38	13.5
01/03/2020	19:00	2	8	62	113	29	0	1	0	0	0	0	0	0	0	0	0	0	0	0	215	29.9	25 to 35	94.9	30	14.0
01/03/2020	20:00	1	4	33	83	13	0	3	0	0	0	0	0	0	0	0	0	0	0	0	137	29.7	25 to 35	94.2	16	11.7
01/03/2020	21:00	0	6	15	61	12	2	1	0	0	0	0	0	0	0	0	0	0	0	0	97	30	25 to 35	90.7	15	15.5
01/03/2020	22:00	1	1	17	34	10	2	0	0	0	0	0	0	0	0	0	0	0	0	0	65	31	25 to 35	93.8	12	18.5
01/03/2020	23:00	0	0	4	10	4	0	0	0	0	0	0	0	0	0	0	0	0	0	0	18	31.2	25 to 35	100.0	4	22.2
24 Hr Summary		20	252	1615	3212	616	60	20	0	0	0	0	0	0	0	0	0	0	0	0	5795	29.7	25 to 35	93.9	696	12.0

Incoming Direction Histogram

Norwich Road

from Thu-Feb-06-2020-12-00-PM to Wed-Mar-04-2020-02-59-PM

Date	Starting Hr:min	<15	15 to <20	20 to <25	25 to <30	30 to <35	35 to <40	40 to <45	45 to <50	50 to <55	55 to <60	60 to <65	65 to <70	70 to <75	75 to <80	80 to <85	85 to <90	90 to <95	95 to <100	100 to >105	Total Counts	85pct Speed	10MPH Pace	% in pace	# of Speeders	% Speeders
02/03/2020	00:00	0	2	3	6	1	0	1	0	0	0	0	0	0	0	0	0	0	0	0	13	30	20 to 30	84.6	2	15.4
02/03/2020	01:00	0	0	1	2	0	0	0	0	0	0	0	0	0	0	0	0	0	0	0	3	30	20 to 30	100.0	*	*
02/03/2020	02:00	0	0	2	8	4	1	2	0	0	0	0	0	0	0	0	0	0	0	0	17	35	25 to 35	82.4	7	41.2
02/03/2020	03:00	0	0	4	6	4	1	0	0	0	0	0	0	0	0	0	0	0	0	0	15	33.8	25 to 35	93.3	5	33.3
02/03/2020	04:00	10	0	7	17	10	3	0	0	0	0	0	0	0	0	0	0	0	0	0	47	33	25 to 35	72.3	13	27.7
02/03/2020	05:00	23	2	18	56	24	6	0	0	0	0	0	0	0	0	0	0	0	0	0	129	32.3	25 to 35	76.0	30	23.3
02/03/2020	06:00	0	12	90	263	33	2	2	0	0	0	0	0	0	0	0	0	0	0	0	402	29.6	25 to 35	96.0	37	9.2
02/03/2020	07:00	20	180	454	205	22	0	0	0	0	0	0	0	0	0	0	0	0	0	0	881	27.3	20 to 30	95.2	22	2.5
02/03/2020	08:00	37	195	308	209	20	1	0	0	0	0	0	0	0	0	0	0	0	0	0	770	27.7	20 to 30	92.5	21	2.7
02/03/2020	09:00	2	87	292	313	20	0	0	0	0	0	0	0	0	0	0	0	0	0	0	714	28.6	20 to 30	96.9	20	2.8
02/03/2020	10:00	2	55	211	271	28	1	0	0	0	0	0	0	0	0	0	0	0	0	0	568	29	20 to 30	94.5	29	5.1
02/03/2020	11:00	1	36	216	295	21	1	0	0	0	0	0	0	0	0	0	0	0	0	0	570	28.9	20 to 30	96.0	22	3.9
02/03/2020	12:00	2	42	166	275	34	0	0	0	0	0	0	0	0	0	0	0	0	0	0	519	29.2	20 to 30	93.1	34	6.6
02/03/2020	13:00	0	25	172	263	33	1	0	0	0	0	0	0	0	0	0	0	0	0	0	494	29.2	25 to 35	94.7	34	6.9
02/03/2020	14:00	1	35	168	255	26	1	0	0	0	0	0	0	0	0	0	0	0	0	0	486	29.1	20 to 30	94.2	27	5.6
02/03/2020	15:00	15	108	260	215	21	0	1	0	0	0	0	0	0	0	0	0	0	0	0	620	28.3	20 to 30	94.0	22	3.5
02/03/2020	16:00	9	60	255	236	15	1	0	0	0	0	0	0	0	0	0	0	0	0	0	576	28.5	20 to 30	95.7	16	2.8
02/03/2020	17:00	4	66	259	216	26	2	0	0	0	0	0	0	0	0	0	0	0	0	0	573	28.7	20 to 30	94.4	28	4.9
02/03/2020	18:00	2	27	138	205	15	2	0	0	0	0	0	0	0	0	0	0	0	0	0	389	29	20 to 30	95.1	17	4.4
02/03/2020	19:00	0	10	62	168	24	3	0	0	0	0	0	0	0	0	0	0	0	0	0	267	29.6	25 to 35	95.1	27	10.1
02/03/2020	20:00	0	2	38	103	14	2	1	0	0	0	0	0	0	0	0	0	0	0	0	160	29.7	25 to 35	96.9	17	10.6
02/03/2020	21:00	0	17	25	70	15	2	0	0	0	0	0	0	0	0	0	0	0	0	0	129	29.9	20 to 30	86.8	17	13.2
02/03/2020	22:00	0	2	8	20	10	1	2	0	1	0	0	0	0	0	0	0	0	0	0	44	33.5	25 to 35	86.4	14	31.8
02/03/2020	23:00	0	0	13	24	6	1	3	0	0	0	0	0	0	0	0	0	0	0	0	47	32.5	25 to 35	91.5	10	21.3
24 Hr Summary		128	963	3170	3701	426	32	12	0	1	0	0	0	0	0	0	0	0	0	0	8433	28.9	20 to 30	92.9	471	5.6

Incoming Direction Histogram

Norwich Road

from Thu-Feb-06-2020-12-00-PM to Wed-Mar-04-2020-02-59-PM

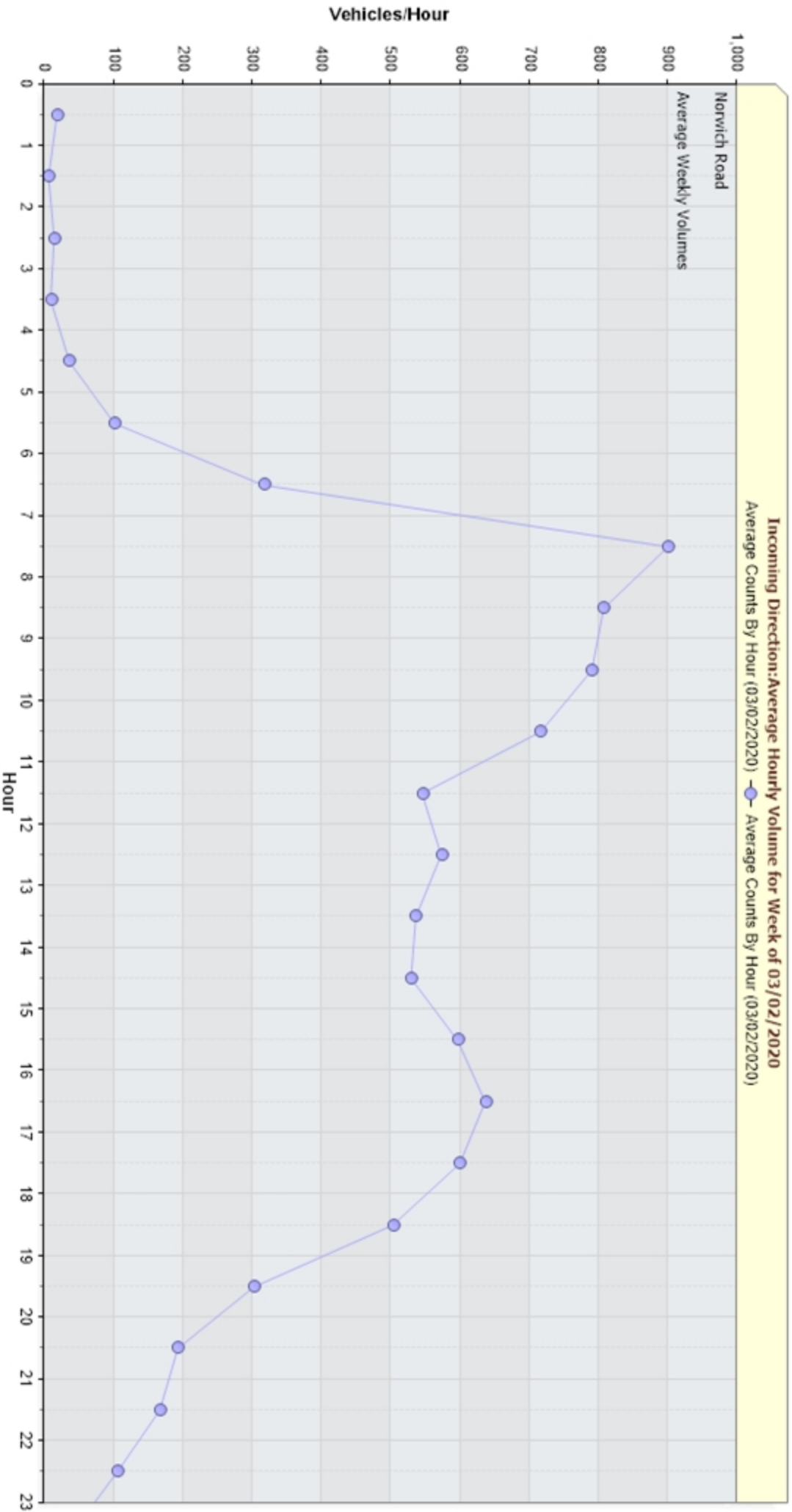
Date	Starting Hr:min	<15	15 to <20	20 to <25	25 to <30	30 to <35	35 to <40	40 to <45	45 to <50	50 to <55	55 to <60	60 to <65	65 to <70	70 to <75	75 to <80	80 to <85	85 to <90	90 to <95	95 to <100	100 to >105	Total Counts	85pct Speed	10MPH Pace	% in pace	# of Speeders	% Speeders
03/03/2020	00:00	0	0	2	6	4	2	0	0	0	0	0	0	0	0	0	0	0	0	0	14	35	25 to 35	85.7	6	42.9
03/03/2020	01:00	0	1	3	4	2	0	0	0	0	0	0	0	0	0	0	0	0	0	0	10	30	25 to 35	90.0	2	20.0
03/03/2020	02:00	0	0	3	7	4	0	1	0	0	0	0	0	0	0	0	0	0	0	0	15	33.8	25 to 35	93.3	5	33.3
03/03/2020	03:00	0	1	4	7	1	0	0	0	0	0	0	0	0	0	0	0	0	0	0	13	29.3	20 to 30	92.3	1	7.7
03/03/2020	04:00	0	1	6	13	11	1	0	0	0	0	0	0	0	0	0	0	0	0	0	32	33.2	25 to 35	93.8	12	37.5
03/03/2020	05:00	1	2	20	65	22	7	1	0	0	0	0	0	0	0	0	0	0	0	0	118	32.7	25 to 35	90.7	30	25.4
03/03/2020	06:00	0	8	88	243	37	6	0	0	0	0	0	0	0	0	0	0	0	0	0	382	29.7	25 to 35	96.3	43	11.3
03/03/2020	07:00	21	170	475	295	23	0	0	0	0	0	0	0	0	0	0	0	0	0	0	984	27.9	20 to 30	95.5	23	2.3
03/03/2020	08:00	35	183	376	288	23	0	0	0	0	0	0	0	0	0	0	0	0	0	0	905	28	20 to 30	93.6	23	2.5
03/03/2020	09:00	6	49	275	370	32	1	0	0	0	0	0	0	0	0	0	0	0	0	0	733	29	20 to 30	94.7	33	4.5
03/03/2020	10:00	14	43	243	267	24	2	0	0	0	0	0	0	0	0	0	0	0	0	0	593	28.8	20 to 30	93.3	26	4.4
03/03/2020	11:00	1	49	218	258	29	1	1	0	0	0	0	0	0	0	0	0	0	0	0	557	29	20 to 30	94.3	31	5.6
03/03/2020	12:00	4	38	191	263	46	2	1	1	0	0	0	0	0	0	0	0	0	0	0	546	29.4	25 to 35	91.6	50	9.2
03/03/2020	13:00	3	27	181	263	22	3	0	0	0	0	0	0	0	0	0	0	0	0	0	499	29	20 to 30	94.4	25	5.0
03/03/2020	14:00	8	51	232	216	15	1	0	0	0	0	0	0	0	0	0	0	0	0	0	523	28.6	20 to 30	95.4	16	3.1
03/03/2020	15:00	16	139	250	175	24	1	0	0	0	0	0	0	0	0	0	0	0	0	0	605	28.1	20 to 30	93.2	25	4.1
03/03/2020	16:00	5	96	277	189	15	0	0	0	0	0	0	0	0	0	0	0	0	0	0	582	28.1	20 to 30	96.6	15	2.6
03/03/2020	17:00	3	41	256	266	22	1	0	0	0	0	0	0	0	0	0	0	0	0	0	589	28.8	20 to 30	95.6	23	3.9
03/03/2020	18:00	1	34	192	203	17	1	0	0	0	0	0	0	0	0	0	0	0	0	0	448	28.8	20 to 30	95.8	18	4.0
03/03/2020	19:00	1	23	71	117	22	7	0	0	0	0	0	0	0	0	0	0	0	0	0	241	29.7	20 to 30	87.6	29	12.0
03/03/2020	20:00	5	10	67	119	18	2	0	0	0	0	0	0	0	0	0	0	0	0	0	221	29.5	25 to 35	92.3	20	9.0
03/03/2020	21:00	0	11	41	69	22	4	0	0	0	0	0	0	0	0	0	0	0	0	0	147	30.9	25 to 35	89.8	26	17.7
03/03/2020	22:00	0	2	14	42	10	4	0	0	0	0	0	0	0	0	0	0	0	0	0	72	31.5	25 to 35	91.7	14	19.4
03/03/2020	23:00	0	0	7	10	3	0	1	0	0	0	0	0	0	0	0	0	0	0	0	21	31.7	25 to 35	95.2	4	19.0
24 Hr Summary		124	979	3492	3755	448	46	5	1	0	0	0	0	0	0	0	0	0	0	0	8850	28.9	20 to 30	92.9	500	5.6

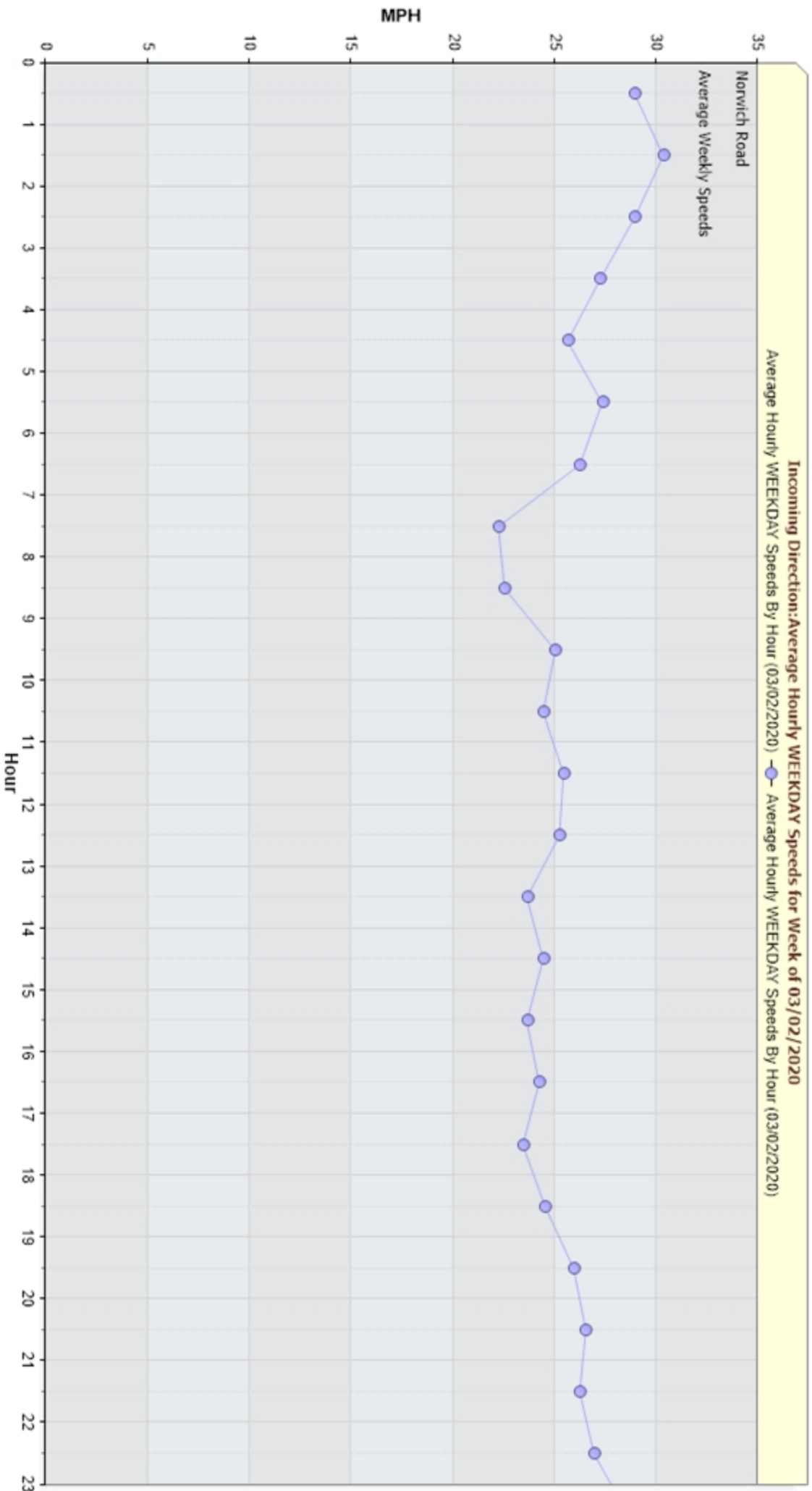
Incoming Direction Histogram

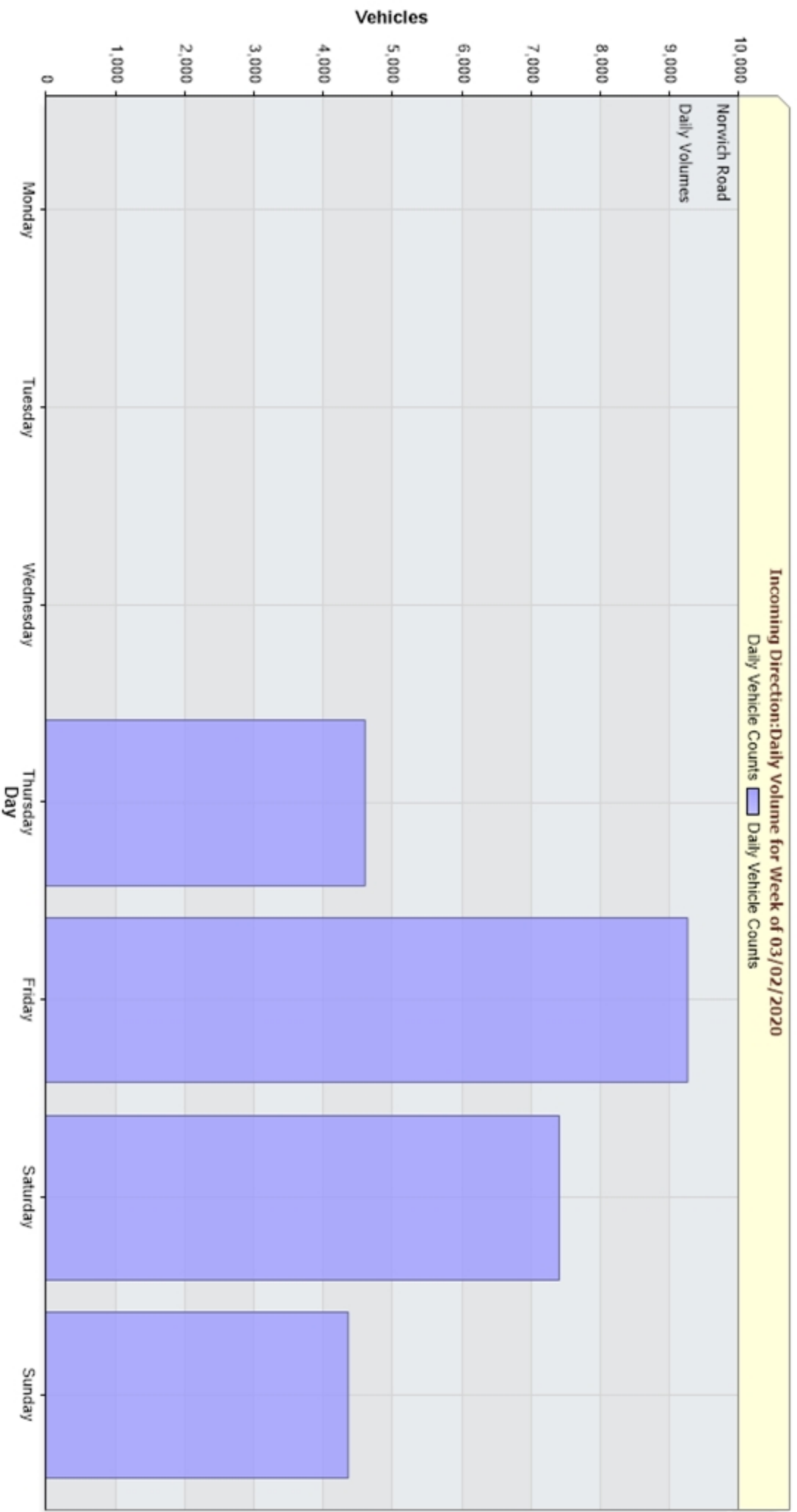
Norwich Road

from Thu-Feb-06-2020-12-00-PM to Wed-Mar-04-2020-02-59-PM

Date	Starting Hr:min	<15	15 to <20	20 to <25	25 to <30	30 to <35	35 to <40	40 to <45	45 to <50	50 to <55	55 to <60	60 to <65	65 to <70	70 to <75	75 to <80	80 to <85	85 to <90	90 to <95	95 to <100	100 to >105	Total Counts	85pct Speed	10MPH Pace	% in pace	# of Speeders	% Speeders	
04/03/2020	00:00	0	0	4	3	1	1	1	0	0	0	0	0	0	0	0	0	0	0	0	10	35	25 to 35	80.0	3	30.0	
04/03/2020	01:00	0	0	2	8	5	0	1	1	0	0	0	0	0	0	0	0	0	0	0	17	34	25 to 35	88.2	7	41.2	
04/03/2020	02:00	0	1	1	5	1	1	0	0	0	0	0	0	0	0	0	0	0	0	0	9	35	20 to 30	77.8	2	22.2	
04/03/2020	03:00	0	0	2	6	0	0	0	0	0	0	0	0	0	0	0	0	0	0	0	8	29.2	20 to 30	100.0	*	*	
04/03/2020	04:00	0	1	9	23	8	3	0	0	0	0	0	0	0	0	0	0	0	0	0	44	32.5	25 to 35	90.9	11	25.0	
04/03/2020	05:00	2	0	22	75	22	1	0	1	0	0	0	0	0	0	0	0	0	0	0	123	31.4	25 to 35	96.7	24	19.5	
04/03/2020	06:00	1	10	106	283	33	3	2	1	0	0	0	0	0	0	0	0	0	0	0	439	29.5	25 to 35	96.1	39	8.9	
04/03/2020	07:00	18	169	473	259	26	3	0	0	0	0	0	0	0	0	0	0	0	0	0	948	27.8	20 to 30	95.0	29	3.1	
04/03/2020	08:00	32	191	427	233	11	0	0	0	0	0	0	0	0	0	0	0	0	0	0	894	27.4	20 to 30	95.2	11	1.2	
04/03/2020	09:00	3	74	292	334	23	0	0	0	0	0	0	0	0	0	0	0	0	0	0	726	28.7	20 to 30	96.4	23	3.2	
04/03/2020	10:00	1	35	210	301	29	4	0	0	0	0	0	0	0	0	0	0	0	0	0	580	29.1	20 to 30	94.1	33	5.7	
04/03/2020	11:00	6	36	189	275	27	1	0	0	0	0	0	0	0	0	0	0	0	0	0	534	29.1	20 to 30	93.6	28	5.2	
04/03/2020	12:00	3	38	157	286	44	2	1	0	0	0	0	0	1	0	0	0	0	0	0	532	29.4	25 to 35	91.5	48	9.0	
04/03/2020	13:00	2	28	100	164	17	0	0	0	0	0	0	0	0	0	0	0	0	0	0	311	29.1	20 to 30	93.9	17	5.5	
04/03/2020	14:00	0	0	0	0	0	0	0	0	0	0	0	0	0	0	0	0	0	0	0	0	0	*	*	*	*	
04/03/2020	15:00	*	*	*	*	*	*	*	*	*	*	*	*	*	*	*	*	*	*	*	*	*	*	*	*	*	*
04/03/2020	16:00	*	*	*	*	*	*	*	*	*	*	*	*	*	*	*	*	*	*	*	*	*	*	*	*	*	*
04/03/2020	17:00	*	*	*	*	*	*	*	*	*	*	*	*	*	*	*	*	*	*	*	*	*	*	*	*	*	*
04/03/2020	18:00	*	*	*	*	*	*	*	*	*	*	*	*	*	*	*	*	*	*	*	*	*	*	*	*	*	*
04/03/2020	19:00	*	*	*	*	*	*	*	*	*	*	*	*	*	*	*	*	*	*	*	*	*	*	*	*	*	*
04/03/2020	20:00	*	*	*	*	*	*	*	*	*	*	*	*	*	*	*	*	*	*	*	*	*	*	*	*	*	*
04/03/2020	21:00	*	*	*	*	*	*	*	*	*	*	*	*	*	*	*	*	*	*	*	*	*	*	*	*	*	*
04/03/2020	22:00	*	*	*	*	*	*	*	*	*	*	*	*	*	*	*	*	*	*	*	*	*	*	*	*	*	*
04/03/2020	23:00	*	*	*	*	*	*	*	*	*	*	*	*	*	*	*	*	*	*	*	*	*	*	*	*	*	*
24 Hr Summary		68	583	1994	2255	247	19	5	3	0	0	0	0	1	0	0	0	0	0	0	5175	28.9	20 to 30	93.4	275	5.3	







10,000

9,000

8,000

7,000

6,000

5,000

4,000

3,000

2,000

1,000

0

Vehicles

Norwich Road
Daily Volumes

Monday

Tuesday

Wednesday

Thursday
Day

Friday

Saturday

Sunday