

For Project: Norwich Road
 Project Notes:
 Location/Name: Incoming Direction
 Report Generated: 24/09/2021 10:27
 Speed Intervals: 5 mph
 Time Intervals: Instant
 Traffic Report From: 07/02/2019 13:00:00 through 07/03/2019 15:59:59
 85th Percentile Speed: 28.5 mph
 85th Percentile Vehicles: 170838
 Max Speed: 80 mph on 27/02/2019 03:45:00
 Total Vehicles: 200986
 AADT: 7146

Volumes - weekly counts

Time	5 Day	7 Day
Average Daily	7293	6955
AM Peak 07:00	638	551
PM Peak 04:00	519	489

Speed

Speed Limit: 30
 85th Percentile Speed: 28.5
 Average Speed: 22.56

	Monday	Tuesday	Wednesday	Thursday	Friday	Saturday	Sunday
Count over limit	1178	1319	1161	1334	1279	1642	1687
% over limit	4.1	4.4	3.7	4.3	4.2	6.1	7.7
Avg Speeder	33.2	33.1	33.2	33.2	33.3	33.3	33.4

Day/Time Ending	85th pctl (mph)	85th pctl cnts	Total Cnts	Max Speed	Avg Speeder	% Speeders
07/02/2019 02:00:00 PM	26.1	71	84	40	35.0	2.4%
07/02/2019 03:00:00 PM	25.9	414	487	40	34.2	1.2%
07/02/2019 04:00:00 PM	24.7	462	543	40	33.3	1.1%
07/02/2019 05:00:00 PM	26.4	440	518	35	32.5	1.2%
07/02/2019 06:00:00 PM	25.3	428	503	35	32.5	1.0%
07/02/2019 07:00:00 PM	27.3	406	478	35	32.5	1.5%
07/02/2019 08:00:00 PM	28.6	218	256	35	32.5	4.3%
07/02/2019 09:00:00 PM	29.3	132	155	45	33.8	7.7%
07/02/2019 10:00:00 PM	29.2	126	148	40	33.5	6.8%
07/02/2019 11:00:00 PM	30.0	88	103	40	33.8	14.6%
08/02/2019 12:00:00 AM	30.0	21	25	45	37.5	16.0%
08/02/2019 01:00:00 AM	35.0	20	23	50	36.7	26.1%
08/02/2019 02:00:00 AM	38.3	20	23	50	38.1	34.8%
08/02/2019 03:00:00 AM	30.0	3	4	40	37.5	25.0%
08/02/2019 04:00:00 AM	32.5	12	14	40	34.2	21.4%
08/02/2019 05:00:00 AM	32.8	30	35	40	33.0	28.6%
08/02/2019 06:00:00 AM	31.5	95	112	40	33.2	20.5%
08/02/2019 07:00:00 AM	29.3	302	355	50	33.4	9.0%
08/02/2019 08:00:00 AM	22.7	541	637	35	32.5	0.2%
08/02/2019 09:00:00 AM	19.5	380	447	30	0.0	0.0%
08/02/2019 10:00:00 AM	19.3	422	496	30	0.0	0.0%
08/02/2019 11:00:00 AM	19.8	369	434	30	0.0	0.0%
08/02/2019 12:00:00 PM	24.0	432	508	35	32.5	0.6%
08/02/2019 01:00:00 PM	25.0	370	435	40	33.2	1.6%
08/02/2019 02:00:00 PM	26.4	371	437	35	32.5	1.6%
08/02/2019 03:00:00 PM	22.7	327	385	35	32.5	0.3%
08/02/2019 04:00:00 PM	19.9	360	423	30	0.0	0.0%
08/02/2019 05:00:00 PM	23.7	377	444	35	32.5	0.2%
08/02/2019 06:00:00 PM	20.5	354	416	35	32.5	0.5%
08/02/2019 07:00:00 PM	22.5	332	391	35	32.5	0.5%
08/02/2019 08:00:00 PM	28.4	313	368	40	33.5	5.4%
08/02/2019 09:00:00 PM	28.8	163	192	40	33.0	5.7%
08/02/2019 10:00:00 PM	29.0	112	132	40	33.2	5.3%
08/02/2019 11:00:00 PM	29.3	114	134	50	33.9	8.2%
09/02/2019 12:00:00 AM	30.0	63	74	40	33.0	14.9%
09/02/2019 01:00:00 AM	29.8	49	58	45	35.0	13.8%
09/02/2019 02:00:00 AM	32.5	26	30	35	32.5	26.7%
09/02/2019 03:00:00 AM	34.0	15	18	40	33.9	38.9%
09/02/2019 04:00:00 AM	30.0	3	4	35	32.5	25.0%
09/02/2019 05:00:00 AM	30.0	23	27	40	33.8	14.8%
09/02/2019 06:00:00 AM	31.9	31	37	40	33.1	24.3%
09/02/2019 07:00:00 AM	31.7	110	130	40	34.0	20.0%
09/02/2019 08:00:00 AM	29.1	246	290	40	32.7	7.2%
09/02/2019 09:00:00 AM	28.3	438	515	40	32.8	6.0%
09/02/2019 10:00:00 AM	25.4	490	577	40	33.8	0.7%
09/02/2019 11:00:00 AM	22.4	430	506	35	32.5	0.4%
09/02/2019 12:00:00 PM	19.8	404	475	30	0.0	0.0%
09/02/2019 01:00:00 PM	21.0	439	517	30	0.0	0.0%
09/02/2019 02:00:00 PM	27.0	394	463	35	32.5	1.7%

09/02/2019 03:00:00 PM	27.7	405	476	35	32.5	2.9%
09/02/2019 04:00:00 PM	28.3	343	404	45	33.3	4.5%
09/02/2019 05:00:00 PM	28.2	358	421	40	33.4	2.6%
09/02/2019 06:00:00 PM	28.3	339	399	45	33.5	3.8%
09/02/2019 07:00:00 PM	28.6	333	392	35	32.5	4.3%
09/02/2019 08:00:00 PM	29.8	216	254	40	33.4	13.0%
09/02/2019 09:00:00 PM	29.3	156	184	60	35.3	8.7%
09/02/2019 10:00:00 PM	29.6	139	163	40	33.3	11.0%
09/02/2019 11:00:00 PM	29.6	105	124	40	33.6	11.3%
10/02/2019 12:00:00 AM	29.7	78	92	40	33.4	12.0%
10/02/2019 01:00:00 AM	31.7	66	78	50	34.7	20.5%
10/02/2019 02:00:00 AM	32.0	24	28	40	33.3	21.4%
10/02/2019 03:00:00 AM	35.7	33	39	40	34.7	41.0%
10/02/2019 04:00:00 AM	31.7	14	17	40	33.8	23.5%
10/02/2019 05:00:00 AM	29.4	11	13	35	32.5	7.7%
10/02/2019 06:00:00 AM	28.1	66	78	45	34.7	11.5%
10/02/2019 07:00:00 AM	31.2	82	97	50	34.7	18.6%
10/02/2019 08:00:00 AM	30.3	105	124	40	33.5	16.1%
10/02/2019 09:00:00 AM	29.2	189	222	45	34.3	7.7%
10/02/2019 10:00:00 AM	27.5	449	528	40	33.6	1.7%
10/02/2019 11:00:00 AM	20.6	473	557	35	32.5	0.4%
10/02/2019 12:00:00 PM	25.2	426	501	35	32.5	0.6%
10/02/2019 01:00:00 PM	27.4	410	482	35	32.5	3.1%
10/02/2019 02:00:00 PM	28.2	356	419	35	32.5	3.6%
10/02/2019 03:00:00 PM	28.4	340	400	40	32.8	3.8%
10/02/2019 04:00:00 PM	28.3	284	334	40	33.4	3.3%
10/02/2019 05:00:00 PM	28.7	287	338	40	33.1	4.7%
10/02/2019 06:00:00 PM	28.6	270	318	45	33.1	5.0%
10/02/2019 07:00:00 PM	28.8	252	297	40	33.6	4.7%
10/02/2019 08:00:00 PM	29.3	173	204	40	33.1	8.8%
10/02/2019 09:00:00 PM	29.5	119	140	40	33.3	9.3%
10/02/2019 10:00:00 PM	29.2	78	92	35	32.5	5.4%
10/02/2019 11:00:00 PM	30.0	46	54	60	36.9	14.8%
11/02/2019 12:00:00 AM	32.5	19	22	40	33.5	22.7%
11/02/2019 01:00:00 AM	30.0	10	12	40	35.0	16.7%
11/02/2019 02:00:00 AM	26.7	8	10	30	0.0	0.0%
11/02/2019 03:00:00 AM	30.0	9	11	35	32.5	18.2%
11/02/2019 04:00:00 AM	31.7	13	15	35	32.5	20.0%
11/02/2019 05:00:00 AM	33.5	33	39	40	33.7	33.3%
11/02/2019 06:00:00 AM	29.9	101	119	40	33.7	14.3%
11/02/2019 07:00:00 AM	29.1	304	358	35	32.5	8.9%
11/02/2019 08:00:00 AM	21.7	417	491	35	32.5	0.4%
11/02/2019 09:00:00 AM	19.3	375	441	30	0.0	0.0%
11/02/2019 10:00:00 AM	18.9	350	412	30	0.0	0.0%
11/02/2019 11:00:00 AM	19.3	360	423	35	32.5	0.2%
11/02/2019 12:00:00 PM	25.1	354	416	35	32.5	0.5%
11/02/2019 01:00:00 PM	25.2	380	447	40	33.3	1.3%
11/02/2019 02:00:00 PM	27.2	361	425	35	32.5	1.9%
11/02/2019 03:00:00 PM	27.1	372	438	40	34.2	1.4%
11/02/2019 04:00:00 PM	20.6	338	398	30	0.0	0.0%

11/02/2019 05:00:00 PM	24.4	373	439	45	35.5	1.1%
11/02/2019 06:00:00 PM	24.4	372	438	40	33.8	0.9%
11/02/2019 07:00:00 PM	27.8	320	377	45	33.9	2.9%
11/02/2019 08:00:00 PM	28.3	197	232	40	33.4	4.7%
11/02/2019 09:00:00 PM	28.4	152	179	45	34.5	2.8%
11/02/2019 10:00:00 PM	29.4	110	129	40	33.9	8.5%
11/02/2019 11:00:00 PM	29.3	49	58	40	33.5	8.6%
12/02/2019 12:00:00 AM	32.0	19	22	35	32.5	22.7%
12/02/2019 01:00:00 AM	30.0	15	18	40	34.2	16.7%
12/02/2019 02:00:00 AM	30.0	12	14	60	55.0	14.3%
12/02/2019 03:00:00 AM	30.0	7	8	35	32.5	12.5%
12/02/2019 04:00:00 AM	30.0	10	12	35	32.5	16.7%
12/02/2019 05:00:00 AM	29.7	22	26	40	37.5	11.5%
12/02/2019 06:00:00 AM	29.5	97	114	50	34.6	10.5%
12/02/2019 07:00:00 AM	28.1	319	375	40	34.3	3.7%
12/02/2019 08:00:00 AM	23.2	405	477	30	0.0	0.0%
12/02/2019 09:00:00 AM	19.4	329	387	30	0.0	0.0%
12/02/2019 10:00:00 AM	22.2	367	432	35	32.5	0.2%
12/02/2019 11:00:00 AM	24.0	387	455	40	33.5	1.1%
12/02/2019 12:00:00 PM	25.2	368	433	35	32.5	0.9%
12/02/2019 01:00:00 PM	26.8	354	417	35	32.5	1.4%
12/02/2019 02:00:00 PM	26.9	366	431	60	34.2	4.9%
12/02/2019 03:00:00 PM	26.4	361	425	35	32.5	0.7%
12/02/2019 04:00:00 PM	21.3	348	410	35	32.5	0.2%
12/02/2019 05:00:00 PM	24.4	391	460	40	33.8	0.9%
12/02/2019 06:00:00 PM	24.6	391	460	40	33.5	1.1%
12/02/2019 07:00:00 PM	26.5	341	401	35	32.5	3.0%
12/02/2019 08:00:00 PM	28.4	260	306	35	32.5	3.3%
12/02/2019 09:00:00 PM	29.3	163	192	45	33.4	8.3%
12/02/2019 10:00:00 PM	29.0	105	123	35	32.5	5.7%
12/02/2019 11:00:00 PM	30.5	58	68	40	33.0	16.2%
13/02/2019 12:00:00 AM	33.0	21	25	45	34.6	28.0%
13/02/2019 01:00:00 AM	30.0	9	11	40	35.0	18.2%
13/02/2019 02:00:00 AM	30.0	12	14	35	32.5	14.3%
13/02/2019 03:00:00 AM	29.0	8	10	35	32.5	10.0%
13/02/2019 04:00:00 AM	31.2	16	19	35	32.5	21.1%
13/02/2019 05:00:00 AM	32.5	25	29	40	35.5	17.2%
13/02/2019 06:00:00 AM	30.7	100	118	40	33.8	16.9%
13/02/2019 07:00:00 AM	28.6	325	382	50	34.0	6.3%
13/02/2019 08:00:00 AM	21.5	439	516	30	0.0	0.0%
13/02/2019 09:00:00 AM	21.6	386	454	35	32.5	0.4%
13/02/2019 10:00:00 AM	22.7	426	501	35	32.5	0.4%
13/02/2019 11:00:00 AM	24.0	416	490	35	32.5	0.4%
13/02/2019 12:00:00 PM	26.6	400	470	35	32.5	2.1%
13/02/2019 01:00:00 PM	26.1	377	443	35	32.5	1.8%
13/02/2019 02:00:00 PM	27.2	366	430	35	32.5	1.6%
13/02/2019 03:00:00 PM	25.2	389	458	35	32.5	1.1%
13/02/2019 04:00:00 PM	23.7	329	387	40	35.0	0.5%
13/02/2019 05:00:00 PM	24.1	395	465	35	32.5	0.2%
13/02/2019 06:00:00 PM	24.2	344	405	40	33.5	1.2%

13/02/2019 07:00:00 PM	26.7	351	413	35	32.5	1.9%
13/02/2019 08:00:00 PM	28.1	276	325	40	33.9	3.4%
13/02/2019 09:00:00 PM	29.4	126	148	35	32.5	9.5%
13/02/2019 10:00:00 PM	29.6	86	101	45	33.4	10.9%
13/02/2019 11:00:00 PM	29.4	92	108	45	33.5	9.3%
14/02/2019 12:00:00 AM	29.3	26	30	35	32.5	6.7%
14/02/2019 01:00:00 AM	29.5	26	31	35	32.5	9.7%
14/02/2019 02:00:00 AM	30.0	10	12	45	37.5	16.7%
14/02/2019 03:00:00 AM	32.5	8	9	35	32.5	22.2%
14/02/2019 04:00:00 AM	32.5	7	8	35	32.5	25.0%
14/02/2019 05:00:00 AM	29.6	19	22	45	37.5	9.1%
14/02/2019 06:00:00 AM	31.8	89	105	40	33.2	21.9%
14/02/2019 07:00:00 AM	28.9	292	344	40	32.9	8.1%
14/02/2019 08:00:00 AM	24.2	480	565	40	33.3	1.1%
14/02/2019 09:00:00 AM	24.9	504	593	35	32.5	1.7%
14/02/2019 10:00:00 AM	22.8	411	484	35	32.5	0.4%
14/02/2019 11:00:00 AM	25.2	321	378	40	37.5	0.3%
14/02/2019 12:00:00 PM	24.8	178	209	35	32.5	1.0%
14/02/2019 01:00:00 PM	28.4	380	447	45	33.5	6.7%
14/02/2019 02:00:00 PM	27.9	382	450	40	32.9	3.1%
14/02/2019 03:00:00 PM	25.7	380	447	35	32.5	1.6%
14/02/2019 04:00:00 PM	23.8	371	436	40	37.5	0.2%
14/02/2019 05:00:00 PM	22.4	348	410	35	32.5	0.2%
14/02/2019 06:00:00 PM	24.4	395	465	35	32.5	0.4%
14/02/2019 07:00:00 PM	27.8	355	418	40	32.9	3.1%
14/02/2019 08:00:00 PM	28.2	265	312	40	33.0	3.5%
14/02/2019 09:00:00 PM	29.2	130	153	35	32.5	5.9%
14/02/2019 10:00:00 PM	29.4	103	121	50	33.9	9.1%
14/02/2019 11:00:00 PM	29.5	64	75	40	33.2	9.3%
15/02/2019 12:00:00 AM	29.4	34	40	35	32.5	7.5%
15/02/2019 01:00:00 AM	32.5	21	25	45	35.0	24.0%
15/02/2019 02:00:00 AM	30.0	10	12	35	32.5	16.7%
15/02/2019 03:00:00 AM	27.5	3	4	30	0.0	0.0%
15/02/2019 04:00:00 AM	32.5	13	15	45	35.8	20.0%
15/02/2019 05:00:00 AM	31.7	25	29	35	32.5	20.7%
15/02/2019 06:00:00 AM	29.8	100	118	50	35.0	13.6%
15/02/2019 07:00:00 AM	29.4	284	334	45	33.3	9.3%
15/02/2019 08:00:00 AM	23.4	422	497	40	34.2	0.6%
15/02/2019 09:00:00 AM	22.8	400	470	35	32.5	0.2%
15/02/2019 10:00:00 AM	21.8	386	454	35	32.5	0.2%
15/02/2019 11:00:00 AM	24.0	432	508	35	32.5	0.4%
15/02/2019 12:00:00 PM	24.8	389	458	35	32.5	0.4%
15/02/2019 01:00:00 PM	26.3	418	492	40	33.0	2.0%
15/02/2019 02:00:00 PM	27.8	408	480	50	34.9	3.5%
15/02/2019 03:00:00 PM	27.3	391	460	45	33.6	3.0%
15/02/2019 04:00:00 PM	25.9	455	535	40	32.9	2.2%
15/02/2019 05:00:00 PM	24.4	386	454	50	35.8	1.3%
15/02/2019 06:00:00 PM	26.6	394	463	45	33.4	2.4%
15/02/2019 07:00:00 PM	26.7	353	415	40	33.1	1.9%
15/02/2019 08:00:00 PM	28.4	248	292	45	33.4	3.8%

15/02/2019 09:00:00 PM	29.0	135	159	35	32.5	3.1%
15/02/2019 10:00:00 PM	29.1	141	166	40	33.4	6.6%
15/02/2019 11:00:00 PM	29.5	86	101	45	35.0	7.9%
16/02/2019 12:00:00 AM	29.9	78	92	40	32.9	14.1%
16/02/2019 01:00:00 AM	30.0	31	37	40	34.2	16.2%
16/02/2019 02:00:00 AM	35.0	18	21	45	35.8	28.6%
16/02/2019 03:00:00 AM	29.2	8	10	35	32.5	10.0%
16/02/2019 04:00:00 AM	32.5	8	9	35	32.5	22.2%
16/02/2019 05:00:00 AM	31.2	15	18	35	32.5	22.2%
16/02/2019 06:00:00 AM	30.0	44	52	40	33.8	15.4%
16/02/2019 07:00:00 AM	29.9	120	141	40	33.5	14.2%
16/02/2019 08:00:00 AM	28.5	280	330	40	33.4	4.8%
16/02/2019 09:00:00 AM	26.2	406	478	40	33.0	2.3%
16/02/2019 10:00:00 AM	21.8	384	452	35	32.5	0.4%
16/02/2019 11:00:00 AM	21.8	400	470	35	32.5	0.2%
16/02/2019 12:00:00 PM	24.0	372	438	30	0.0	0.0%
16/02/2019 01:00:00 PM	24.6	389	458	40	33.1	1.7%
16/02/2019 02:00:00 PM	26.4	407	479	40	33.1	1.9%
16/02/2019 03:00:00 PM	26.5	402	473	40	33.3	2.5%
16/02/2019 04:00:00 PM	28.3	310	365	40	32.8	4.1%
16/02/2019 05:00:00 PM	28.1	344	405	40	34.3	2.7%
16/02/2019 06:00:00 PM	28.5	307	361	45	33.9	3.0%
16/02/2019 07:00:00 PM	28.7	289	340	40	33.1	5.0%
16/02/2019 08:00:00 PM	29.3	204	240	40	33.3	8.3%
16/02/2019 09:00:00 PM	29.2	110	129	40	33.3	4.7%
16/02/2019 10:00:00 PM	29.9	110	129	45	33.9	14.0%
16/02/2019 11:00:00 PM	29.3	105	124	45	35.5	8.1%
17/02/2019 12:00:00 AM	29.6	86	101	40	33.4	10.9%
17/02/2019 01:00:00 AM	29.9	64	75	35	32.5	13.3%
17/02/2019 02:00:00 AM	33.0	19	22	40	33.3	27.3%
17/02/2019 03:00:00 AM	36.7	17	20	45	35.3	45.0%
17/02/2019 04:00:00 AM	40.0	8	9	55	40.8	33.3%
17/02/2019 05:00:00 AM	33.8	15	18	45	35.0	33.3%
17/02/2019 06:00:00 AM	29.8	30	35	45	35.0	11.4%
17/02/2019 07:00:00 AM	29.6	83	98	55	35.7	11.2%
17/02/2019 08:00:00 AM	29.9	101	119	40	33.1	13.4%
17/02/2019 09:00:00 AM	29.0	192	226	40	32.8	7.5%
17/02/2019 10:00:00 AM	27.8	387	455	40	33.3	2.6%
17/02/2019 11:00:00 AM	25.2	494	581	35	32.5	1.0%
17/02/2019 12:00:00 PM	25.0	430	506	40	33.3	1.2%
17/02/2019 01:00:00 PM	26.4	411	483	40	32.8	3.1%
17/02/2019 02:00:00 PM	27.7	372	438	35	32.5	2.5%
17/02/2019 03:00:00 PM	28.4	353	415	40	33.9	2.7%
17/02/2019 04:00:00 PM	28.2	336	395	40	32.8	3.8%
17/02/2019 05:00:00 PM	28.5	307	361	35	32.5	3.6%
17/02/2019 06:00:00 PM	28.3	283	333	40	33.5	1.5%
17/02/2019 07:00:00 PM	29.2	212	250	35	32.5	8.4%
17/02/2019 08:00:00 PM	29.2	164	193	40	33.9	7.3%
17/02/2019 09:00:00 PM	29.2	127	149	35	32.5	5.4%
17/02/2019 10:00:00 PM	29.4	82	97	40	33.8	8.2%

17/02/2019 11:00:00 PM	29.7	66	78	55	36.9	11.5%
18/02/2019 12:00:00 AM	31.7	23	27	40	34.5	18.5%
18/02/2019 01:00:00 AM	30.0	8	9	40	37.5	11.1%
18/02/2019 02:00:00 AM	30.0	7	8	35	32.5	12.5%
18/02/2019 03:00:00 AM	45.0	2	2	45	42.5	50.0%
18/02/2019 04:00:00 AM	29.2	18	21	35	32.5	4.8%
18/02/2019 05:00:00 AM	30.0	34	40	45	35.0	15.0%
18/02/2019 06:00:00 AM	31.7	107	126	40	33.5	20.6%
18/02/2019 07:00:00 AM	29.0	292	343	45	33.1	7.6%
18/02/2019 08:00:00 AM	25.6	564	663	40	32.9	2.1%
18/02/2019 09:00:00 AM	26.5	467	549	50	34.2	1.6%
18/02/2019 10:00:00 AM	24.4	448	527	35	32.5	0.4%
18/02/2019 11:00:00 AM	23.3	416	490	35	32.5	0.6%
18/02/2019 12:00:00 PM	26.0	424	499	35	32.5	1.8%
18/02/2019 01:00:00 PM	25.2	387	455	40	33.3	1.3%
18/02/2019 02:00:00 PM	27.4	382	449	40	33.1	3.6%
18/02/2019 03:00:00 PM	28.9	385	453	40	32.7	4.6%
18/02/2019 04:00:00 PM	28.7	439	516	45	33.8	4.5%
18/02/2019 05:00:00 PM	28.8	421	495	45	33.7	4.2%
18/02/2019 06:00:00 PM	28.3	384	452	35	32.5	1.5%
18/02/2019 07:00:00 PM	28.6	333	392	40	33.5	2.6%
18/02/2019 08:00:00 PM	29.5	198	233	40	32.9	9.9%
18/02/2019 09:00:00 PM	29.5	159	187	40	32.8	9.6%
18/02/2019 10:00:00 PM	29.9	83	98	40	33.2	14.3%
18/02/2019 11:00:00 PM	31.3	82	97	45	33.8	19.6%
19/02/2019 12:00:00 AM	29.3	23	27	70	50.0	7.4%
19/02/2019 01:00:00 AM	33.3	11	13	40	33.8	30.8%
19/02/2019 02:00:00 AM	33.3	14	16	40	33.8	25.0%
19/02/2019 03:00:00 AM	45.0	3	3	45	42.5	33.3%
19/02/2019 04:00:00 AM	33.3	8	10	40	33.8	40.0%
19/02/2019 05:00:00 AM	32.9	28	33	45	34.2	27.3%
19/02/2019 06:00:00 AM	31.8	84	99	40	33.5	21.2%
19/02/2019 07:00:00 AM	29.4	298	350	40	33.1	9.1%
19/02/2019 08:00:00 AM	27.8	700	824	50	33.8	2.8%
19/02/2019 09:00:00 AM	28.4	569	669	40	32.7	3.1%
19/02/2019 10:00:00 AM	27.4	501	589	35	32.5	1.7%
19/02/2019 11:00:00 AM	28.0	502	591	40	33.1	1.5%
19/02/2019 12:00:00 PM	28.7	489	575	40	32.8	2.8%
19/02/2019 01:00:00 PM	28.8	428	504	35	32.5	3.2%
19/02/2019 02:00:00 PM	28.8	459	540	35	32.5	3.9%
19/02/2019 03:00:00 PM	29.0	382	449	40	33.0	4.7%
19/02/2019 04:00:00 PM	28.8	419	493	35	32.5	3.4%
19/02/2019 05:00:00 PM	28.7	445	523	35	32.5	4.8%
19/02/2019 06:00:00 PM	28.5	440	518	40	33.3	3.9%
19/02/2019 07:00:00 PM	28.9	372	438	35	32.5	4.6%
19/02/2019 08:00:00 PM	29.5	232	273	35	32.5	9.2%
19/02/2019 09:00:00 PM	30.4	155	182	40	32.7	15.9%
19/02/2019 10:00:00 PM	30.3	112	132	40	33.5	15.9%
19/02/2019 11:00:00 PM	30.5	65	77	50	34.0	16.9%
20/02/2019 12:00:00 AM	30.0	36	42	35	32.5	14.3%

20/02/2019 01:00:00 AM	33.3	22	26	45	34.4	30.8%
20/02/2019 02:00:00 AM	30.0	6	7	55	52.5	14.3%
20/02/2019 03:00:00 AM	35.0	2	2	35	32.5	50.0%
20/02/2019 04:00:00 AM	31.7	10	12	35	32.5	25.0%
20/02/2019 05:00:00 AM	31.7	29	34	40	33.2	20.6%
20/02/2019 06:00:00 AM	29.7	93	109	40	32.9	11.0%
20/02/2019 07:00:00 AM	29.5	314	370	50	33.4	9.5%
20/02/2019 08:00:00 AM	23.7	574	675	40	33.5	0.7%
20/02/2019 09:00:00 AM	27.2	577	679	35	32.5	1.3%
20/02/2019 10:00:00 AM	25.7	464	546	40	33.3	1.1%
20/02/2019 11:00:00 AM	18.5	380	447	35	32.5	0.2%
20/02/2019 12:00:00 PM	27.6	434	511	35	32.5	1.6%
20/02/2019 01:00:00 PM	29.1	434	511	45	33.1	6.8%
20/02/2019 02:00:00 PM	28.2	435	512	40	32.9	2.7%
20/02/2019 03:00:00 PM	28.6	432	508	35	32.5	3.3%
20/02/2019 04:00:00 PM	28.7	472	555	40	33.3	3.6%
20/02/2019 05:00:00 PM	25.5	440	518	35	32.5	0.6%
20/02/2019 06:00:00 PM	27.6	459	540	40	32.7	3.9%
20/02/2019 07:00:00 PM	28.7	389	458	45	33.3	4.1%
20/02/2019 08:00:00 PM	29.5	240	282	40	33.1	9.2%
20/02/2019 09:00:00 PM	29.8	155	182	40	33.2	12.6%
20/02/2019 10:00:00 PM	29.7	124	146	50	34.4	12.3%
20/02/2019 11:00:00 PM	30.3	82	97	45	33.1	16.5%
21/02/2019 12:00:00 AM	29.7	42	49	40	34.5	10.2%
21/02/2019 01:00:00 AM	33.3	14	17	40	34.5	29.4%
21/02/2019 02:00:00 AM	35.0	11	13	50	37.5	30.8%
21/02/2019 03:00:00 AM	28.0	9	11	30	0.0	0.0%
21/02/2019 04:00:00 AM	33.3	11	13	55	37.5	30.8%
21/02/2019 05:00:00 AM	32.0	29	34	50	35.4	20.6%
21/02/2019 06:00:00 AM	31.2	94	111	45	33.2	19.8%
21/02/2019 07:00:00 AM	29.3	317	373	45	33.5	6.7%
21/02/2019 08:00:00 AM	23.9	541	637	35	32.5	0.5%
21/02/2019 09:00:00 AM	27.1	541	636	35	32.5	1.6%
21/02/2019 10:00:00 AM	27.0	429	505	45	33.8	1.6%
21/02/2019 11:00:00 AM	20.9	397	467	30	0.0	0.0%
21/02/2019 12:00:00 PM	27.3	278	327	35	32.5	1.8%
21/02/2019 01:00:00 PM	28.8	461	542	35	32.5	4.4%
21/02/2019 02:00:00 PM	28.8	402	473	45	33.2	4.7%
21/02/2019 03:00:00 PM	28.9	397	467	40	32.7	6.0%
21/02/2019 04:00:00 PM	29.0	453	533	40	33.0	5.4%
21/02/2019 05:00:00 PM	29.2	484	570	40	33.1	7.2%
21/02/2019 06:00:00 PM	28.8	436	513	40	33.0	3.9%
21/02/2019 07:00:00 PM	28.7	396	466	35	32.5	3.0%
21/02/2019 08:00:00 PM	29.5	248	292	45	33.2	9.9%
21/02/2019 09:00:00 PM	30.4	143	168	40	33.1	16.1%
21/02/2019 10:00:00 PM	29.6	154	181	45	33.8	10.5%
21/02/2019 11:00:00 PM	29.6	100	118	40	33.8	10.2%
22/02/2019 12:00:00 AM	31.8	48	56	40	32.9	21.4%
22/02/2019 01:00:00 AM	29.2	37	44	40	34.5	11.4%
22/02/2019 02:00:00 AM	32.5	10	12	40	34.2	25.0%

22/02/2019 03:00:00 AM	35.0	7	8	40	35.0	25.0%
22/02/2019 04:00:00 AM	35.0	9	11	60	39.5	45.5%
22/02/2019 05:00:00 AM	30.0	25	29	35	32.5	13.8%
22/02/2019 06:00:00 AM	31.4	95	112	45	34.4	18.8%
22/02/2019 07:00:00 AM	29.5	285	335	45	33.1	9.9%
22/02/2019 08:00:00 AM	28.3	598	703	45	33.3	2.7%
22/02/2019 09:00:00 AM	28.5	540	635	40	33.3	4.1%
22/02/2019 10:00:00 AM	28.8	539	634	40	33.2	2.4%
22/02/2019 11:00:00 AM	27.4	506	595	45	33.2	2.4%
22/02/2019 12:00:00 PM	28.6	489	575	40	32.8	3.0%
22/02/2019 01:00:00 PM	29.4	445	524	40	32.7	8.4%
22/02/2019 02:00:00 PM	29.2	427	502	45	33.1	7.2%
22/02/2019 03:00:00 PM	28.8	473	556	40	32.9	4.7%
22/02/2019 04:00:00 PM	29.1	461	542	35	32.5	6.1%
22/02/2019 05:00:00 PM	29.1	427	502	35	32.5	6.0%
22/02/2019 06:00:00 PM	28.9	491	578	40	32.8	5.2%
22/02/2019 07:00:00 PM	28.6	395	465	45	34.1	3.4%
22/02/2019 08:00:00 PM	29.5	260	306	40	33.4	9.5%
22/02/2019 09:00:00 PM	30.7	131	154	40	33.1	16.9%
22/02/2019 10:00:00 PM	29.9	135	159	40	33.2	13.8%
22/02/2019 11:00:00 PM	29.9	106	125	40	34.0	13.6%
23/02/2019 12:00:00 AM	32.0	51	60	40	33.7	21.7%
23/02/2019 01:00:00 AM	33.6	40	47	45	34.2	31.9%
23/02/2019 02:00:00 AM	36.0	22	26	40	35.0	38.5%
23/02/2019 03:00:00 AM	36.2	20	24	45	35.2	45.8%
23/02/2019 04:00:00 AM	35.0	13	15	40	34.5	33.3%
23/02/2019 05:00:00 AM	32.5	15	18	45	36.3	22.2%
23/02/2019 06:00:00 AM	35.0	37	43	50	35.7	32.6%
23/02/2019 07:00:00 AM	33.3	96	113	45	33.8	31.0%
23/02/2019 08:00:00 AM	29.9	251	295	40	32.6	13.2%
23/02/2019 09:00:00 AM	29.3	412	485	40	32.8	7.2%
23/02/2019 10:00:00 AM	28.6	508	598	40	33.1	2.8%
23/02/2019 11:00:00 AM	28.6	586	690	40	32.7	3.5%
23/02/2019 12:00:00 PM	28.9	529	622	40	32.6	5.5%
23/02/2019 01:00:00 PM	28.7	515	606	40	32.8	3.1%
23/02/2019 02:00:00 PM	29.0	538	633	40	32.8	5.4%
23/02/2019 03:00:00 PM	29.4	412	485	40	32.9	8.5%
23/02/2019 04:00:00 PM	29.3	351	413	50	33.0	7.7%
23/02/2019 05:00:00 PM	29.1	389	458	35	32.5	5.5%
23/02/2019 06:00:00 PM	29.6	324	381	35	32.5	11.0%
23/02/2019 07:00:00 PM	29.4	314	370	35	32.5	8.9%
23/02/2019 08:00:00 PM	29.5	237	279	40	32.7	8.2%
23/02/2019 09:00:00 PM	29.9	143	168	45	33.6	13.7%
23/02/2019 10:00:00 PM	29.8	117	138	40	33.6	13.0%
23/02/2019 11:00:00 PM	31.3	93	109	45	34.5	18.3%
24/02/2019 12:00:00 AM	31.2	71	83	40	33.5	18.1%
24/02/2019 01:00:00 AM	32.7	51	60	40	33.8	25.0%
24/02/2019 02:00:00 AM	37.0	36	42	55	37.5	33.3%
24/02/2019 03:00:00 AM	33.6	29	34	45	34.5	29.4%
24/02/2019 04:00:00 AM	39.4	18	21	55	38.9	52.4%

24/02/2019 05:00:00 AM	31.7	17	20	40	33.8	20.0%
24/02/2019 06:00:00 AM	32.3	41	48	55	34.2	25.0%
24/02/2019 07:00:00 AM	32.4	76	90	45	33.6	25.6%
24/02/2019 08:00:00 AM	31.7	108	127	40	33.1	21.3%
24/02/2019 09:00:00 AM	30.0	207	243	40	33.1	14.8%
24/02/2019 10:00:00 AM	29.2	417	491	45	32.8	6.5%
24/02/2019 11:00:00 AM	27.6	475	559	50	33.5	2.7%
24/02/2019 12:00:00 PM	29.0	503	592	45	33.1	4.2%
24/02/2019 01:00:00 PM	29.1	431	507	40	32.9	5.1%
24/02/2019 02:00:00 PM	29.5	416	490	35	32.5	9.4%
24/02/2019 03:00:00 PM	29.6	366	430	40	32.9	9.3%
24/02/2019 04:00:00 PM	29.7	280	330	40	32.6	11.2%
24/02/2019 05:00:00 PM	29.7	353	415	40	33.2	12.0%
24/02/2019 06:00:00 PM	29.6	292	344	45	33.1	10.5%
24/02/2019 07:00:00 PM	29.4	252	297	40	32.7	8.1%
24/02/2019 08:00:00 PM	29.9	173	203	40	33.2	13.8%
24/02/2019 09:00:00 PM	29.8	129	152	40	33.8	12.5%
24/02/2019 10:00:00 PM	30.0	89	105	45	34.4	15.2%
24/02/2019 11:00:00 PM	29.9	47	55	40	33.2	12.7%
25/02/2019 12:00:00 AM	32.5	20	23	40	33.5	21.7%
25/02/2019 01:00:00 AM	35.0	7	8	50	37.5	37.5%
25/02/2019 02:00:00 AM	27.5	4	5	30	0.0	0.0%
25/02/2019 03:00:00 AM	35.0	4	5	40	34.2	60.0%
25/02/2019 04:00:00 AM	32.5	11	13	35	32.5	30.8%
25/02/2019 05:00:00 AM	33.6	37	43	45	34.8	25.6%
25/02/2019 06:00:00 AM	31.0	105	124	45	33.2	18.5%
25/02/2019 07:00:00 AM	29.4	332	390	40	32.7	7.7%
25/02/2019 08:00:00 AM	24.3	546	642	35	32.5	0.8%
25/02/2019 09:00:00 AM	26.8	587	691	45	33.1	2.5%
25/02/2019 10:00:00 AM	28.1	529	622	40	32.8	2.9%
25/02/2019 11:00:00 AM	28.7	487	573	45	32.9	4.0%
25/02/2019 12:00:00 PM	29.0	405	477	40	32.7	4.8%
25/02/2019 01:00:00 PM	29.0	389	458	45	33.4	5.0%
25/02/2019 02:00:00 PM	29.2	357	420	35	32.5	6.4%
25/02/2019 03:00:00 PM	28.6	422	496	35	32.5	3.0%
25/02/2019 04:00:00 PM	27.9	461	542	35	32.5	1.8%
25/02/2019 05:00:00 PM	28.2	501	589	40	32.8	3.4%
25/02/2019 06:00:00 PM	28.5	469	552	40	32.8	2.7%
25/02/2019 07:00:00 PM	29.0	348	410	40	33.0	5.1%
25/02/2019 08:00:00 PM	29.1	238	280	40	33.0	7.1%
25/02/2019 09:00:00 PM	29.8	134	158	50	35.8	12.7%
25/02/2019 10:00:00 PM	29.9	105	123	40	32.8	13.0%
25/02/2019 11:00:00 PM	30.6	60	70	40	33.4	15.7%
26/02/2019 12:00:00 AM	32.5	28	33	45	33.6	27.3%
26/02/2019 01:00:00 AM	32.5	15	18	45	36.3	22.2%
26/02/2019 02:00:00 AM	32.5	9	11	45	35.8	27.3%
26/02/2019 03:00:00 AM	30.0	8	9	40	37.5	11.1%
26/02/2019 04:00:00 AM	35.0	8	9	50	37.5	33.3%
26/02/2019 05:00:00 AM	31.0	30	35	40	33.3	17.1%
26/02/2019 06:00:00 AM	29.4	131	154	40	32.9	7.8%

26/02/2019 07:00:00 AM	29.4	330	388	40	32.7	8.2%
26/02/2019 08:00:00 AM	24.0	674	793	35	32.5	0.9%
26/02/2019 09:00:00 AM	26.8	638	751	40	32.9	1.7%
26/02/2019 10:00:00 AM	28.4	584	687	40	32.7	3.3%
26/02/2019 11:00:00 AM	28.8	447	526	40	32.7	4.0%
26/02/2019 12:00:00 PM	29.1	451	531	40	33.0	6.0%
26/02/2019 01:00:00 PM	29.1	385	453	45	32.9	5.3%
26/02/2019 02:00:00 PM	29.0	407	479	40	33.0	6.3%
26/02/2019 03:00:00 PM	29.2	427	502	40	32.6	7.0%
26/02/2019 04:00:00 PM	28.2	468	550	35	32.5	3.1%
26/02/2019 05:00:00 PM	28.1	489	575	40	32.9	2.4%
26/02/2019 06:00:00 PM	28.4	474	558	55	34.1	3.9%
26/02/2019 07:00:00 PM	28.8	406	478	35	32.5	4.8%
26/02/2019 08:00:00 PM	29.4	257	302	40	33.1	7.9%
26/02/2019 09:00:00 PM	29.5	150	176	40	33.5	8.5%
26/02/2019 10:00:00 PM	29.6	131	154	45	34.3	11.0%
26/02/2019 11:00:00 PM	29.7	68	80	40	33.1	11.3%
27/02/2019 12:00:00 AM	30.0	21	25	40	33.8	16.0%
27/02/2019 01:00:00 AM	29.4	14	17	40	35.0	11.8%
27/02/2019 02:00:00 AM	32.5	10	12	45	35.8	25.0%
27/02/2019 03:00:00 AM	28.8	9	11	35	32.5	9.1%
27/02/2019 04:00:00 AM	30.0	9	11	80	55.0	18.2%
27/02/2019 05:00:00 AM	30.0	35	41	40	34.2	14.6%
27/02/2019 06:00:00 AM	30.6	116	136	40	33.9	16.2%
27/02/2019 07:00:00 AM	29.4	320	376	50	33.1	9.0%
27/02/2019 08:00:00 AM	23.5	552	649	35	32.5	0.5%
27/02/2019 09:00:00 AM	25.6	607	714	40	33.1	1.3%
27/02/2019 10:00:00 AM	28.2	561	660	35	32.5	1.7%
27/02/2019 11:00:00 AM	28.5	462	544	40	32.8	3.1%
27/02/2019 12:00:00 PM	28.7	462	543	40	32.7	4.1%
27/02/2019 01:00:00 PM	29.2	395	465	40	33.0	6.0%
27/02/2019 02:00:00 PM	28.6	399	469	40	33.1	3.6%
27/02/2019 03:00:00 PM	28.9	426	501	50	33.3	4.8%
27/02/2019 04:00:00 PM	28.1	507	596	40	32.8	3.0%
27/02/2019 05:00:00 PM	28.6	498	586	40	32.7	4.1%
27/02/2019 06:00:00 PM	28.7	471	554	35	32.5	2.9%
27/02/2019 07:00:00 PM	28.9	399	469	45	33.2	4.7%
27/02/2019 08:00:00 PM	29.2	275	324	40	32.9	7.1%
27/02/2019 09:00:00 PM	30.9	134	158	40	33.4	17.7%
27/02/2019 10:00:00 PM	29.8	113	133	50	34.0	12.8%
27/02/2019 11:00:00 PM	29.6	71	84	50	34.2	10.7%
28/02/2019 12:00:00 AM	31.9	36	42	40	33.1	21.4%
28/02/2019 01:00:00 AM	31.7	22	26	35	32.5	23.1%
28/02/2019 02:00:00 AM	32.5	4	5	35	32.5	40.0%
28/02/2019 03:00:00 AM	30.0	4	5	55	52.5	20.0%
28/02/2019 04:00:00 AM	34.2	17	20	50	35.0	40.0%
28/02/2019 05:00:00 AM	30.7	38	45	40	33.1	17.8%
28/02/2019 06:00:00 AM	32.3	107	126	45	33.7	23.8%
28/02/2019 07:00:00 AM	29.6	352	414	45	33.1	9.7%
28/02/2019 08:00:00 AM	27.1	722	849	40	32.7	2.6%

28/02/2019 09:00:00 AM	28.2	699	822	40	33.0	2.6%
28/02/2019 10:00:00 AM	28.5	553	651	40	32.7	4.6%
28/02/2019 11:00:00 AM	29.0	166	195	35	32.5	4.6%
28/02/2019 12:00:00 PM	28.6	390	459	40	33.9	2.4%
28/02/2019 01:00:00 PM	29.1	450	530	40	32.7	6.2%
28/02/2019 02:00:00 PM	28.9	404	475	40	32.7	4.8%
28/02/2019 03:00:00 PM	29.0	433	509	35	32.5	4.7%
28/02/2019 04:00:00 PM	28.5	473	556	50	33.3	4.3%
28/02/2019 05:00:00 PM	28.5	496	583	40	33.2	3.6%
28/02/2019 06:00:00 PM	28.1	483	568	40	32.8	2.6%
28/02/2019 07:00:00 PM	28.7	396	466	40	32.7	4.7%
28/02/2019 08:00:00 PM	29.2	252	296	40	33.0	6.8%
28/02/2019 09:00:00 PM	30.2	145	171	45	33.6	15.8%
28/02/2019 10:00:00 PM	30.6	138	162	40	33.1	16.7%
28/02/2019 11:00:00 PM	30.5	75	88	40	33.6	15.9%
01/03/2019 12:00:00 AM	29.5	29	34	35	32.5	8.8%
01/03/2019 01:00:00 AM	33.6	17	20	45	33.8	40.0%
01/03/2019 02:00:00 AM	32.5	7	8	35	32.5	25.0%
01/03/2019 03:00:00 AM	28.3	6	7	30	0.0	0.0%
01/03/2019 04:00:00 AM	34.0	8	9	35	32.5	55.6%
01/03/2019 05:00:00 AM	33.8	26	31	45	34.8	35.5%
01/03/2019 06:00:00 AM	31.0	97	114	45	34.0	17.5%
01/03/2019 07:00:00 AM	29.7	314	370	40	33.2	12.2%
01/03/2019 08:00:00 AM	22.6	445	523	35	32.5	0.8%
01/03/2019 09:00:00 AM	26.4	635	747	35	32.5	2.1%
01/03/2019 10:00:00 AM	27.6	577	679	35	32.5	1.5%
01/03/2019 11:00:00 AM	28.2	487	573	40	32.8	2.8%
01/03/2019 12:00:00 PM	29.1	423	498	40	32.8	5.8%
01/03/2019 01:00:00 PM	29.1	480	565	40	32.8	5.7%
01/03/2019 02:00:00 PM	29.1	485	571	40	32.7	5.6%
01/03/2019 03:00:00 PM	28.5	497	585	35	32.5	3.2%
01/03/2019 04:00:00 PM	27.6	489	575	35	32.5	1.0%
01/03/2019 05:00:00 PM	28.0	484	569	35	32.5	2.3%
01/03/2019 06:00:00 PM	27.1	418	492	40	32.9	2.4%
01/03/2019 07:00:00 PM	29.2	415	488	40	32.8	6.4%
01/03/2019 08:00:00 PM	29.8	269	316	45	34.2	12.3%
01/03/2019 09:00:00 PM	29.9	141	166	40	33.2	13.9%
01/03/2019 10:00:00 PM	29.7	130	153	45	33.9	11.8%
01/03/2019 11:00:00 PM	29.7	112	132	40	33.2	10.6%
02/03/2019 12:00:00 AM	32.6	84	99	45	34.2	24.2%
02/03/2019 01:00:00 AM	32.5	31	36	40	33.8	22.2%
02/03/2019 02:00:00 AM	35.0	14	17	40	34.6	41.2%
02/03/2019 03:00:00 AM	36.7	11	13	40	35.0	46.2%
02/03/2019 04:00:00 AM	35.0	12	14	55	36.7	42.9%
02/03/2019 05:00:00 AM	33.3	21	25	45	35.8	24.0%
02/03/2019 06:00:00 AM	33.8	26	31	45	33.6	45.2%
02/03/2019 07:00:00 AM	32.3	122	143	45	33.4	24.5%
02/03/2019 08:00:00 AM	29.8	246	290	40	32.9	12.8%
02/03/2019 09:00:00 AM	29.3	425	500	40	32.7	6.6%
02/03/2019 10:00:00 AM	28.2	547	644	40	33.0	3.0%

02/03/2019 11:00:00 AM	28.6	559	658	45	32.9	3.6%
02/03/2019 12:00:00 PM	27.9	575	676	50	33.6	2.1%
02/03/2019 01:00:00 PM	28.4	512	602	35	32.5	4.0%
02/03/2019 02:00:00 PM	29.3	468	551	45	32.8	7.8%
02/03/2019 03:00:00 PM	29.3	438	515	40	32.9	7.8%
02/03/2019 04:00:00 PM	29.5	374	440	40	32.6	8.6%
02/03/2019 05:00:00 PM	29.4	383	451	40	32.8	8.6%
02/03/2019 06:00:00 PM	29.2	364	428	45	33.7	6.1%
02/03/2019 07:00:00 PM	29.3	328	386	50	33.1	6.7%
02/03/2019 08:00:00 PM	29.8	244	287	45	33.3	12.5%
02/03/2019 09:00:00 PM	30.2	165	194	45	34.2	15.5%
02/03/2019 10:00:00 PM	29.9	102	120	55	34.1	13.3%
02/03/2019 11:00:00 PM	29.8	105	124	45	33.4	12.9%
03/03/2019 12:00:00 AM	30.0	88	104	40	33.1	15.4%
03/03/2019 01:00:00 AM	33.7	43	51	50	34.3	37.3%
03/03/2019 02:00:00 AM	35.0	27	32	45	35.4	43.8%
03/03/2019 03:00:00 AM	35.0	21	25	45	36.8	28.0%
03/03/2019 04:00:00 AM	33.8	14	17	40	34.2	35.3%
03/03/2019 05:00:00 AM	33.3	19	22	40	34.5	22.7%
03/03/2019 06:00:00 AM	34.2	28	33	70	38.0	30.3%
03/03/2019 07:00:00 AM	31.9	73	86	40	33.9	20.9%
03/03/2019 08:00:00 AM	32.2	110	130	40	32.8	26.2%
03/03/2019 09:00:00 AM	31.5	186	219	40	32.7	21.0%
03/03/2019 10:00:00 AM	29.7	373	439	40	33.0	11.4%
03/03/2019 11:00:00 AM	29.1	530	623	40	32.8	5.1%
03/03/2019 12:00:00 PM	29.1	502	591	40	32.6	6.1%
03/03/2019 01:00:00 PM	29.5	433	509	40	33.0	8.6%
03/03/2019 02:00:00 PM	29.1	458	539	40	32.8	5.8%
03/03/2019 03:00:00 PM	29.5	383	451	35	32.5	8.4%
03/03/2019 04:00:00 PM	29.6	315	371	45	33.1	11.1%
03/03/2019 05:00:00 PM	29.9	264	311	40	33.1	13.8%
03/03/2019 06:00:00 PM	30.1	251	295	40	33.2	15.3%
03/03/2019 07:00:00 PM	29.6	184	216	40	33.0	9.7%
03/03/2019 08:00:00 PM	29.5	169	199	40	33.4	8.5%
03/03/2019 09:00:00 PM	29.7	147	173	45	33.3	11.6%
03/03/2019 10:00:00 PM	31.2	71	83	40	33.5	18.1%
03/03/2019 11:00:00 PM	32.9	40	47	40	34.3	23.4%
04/03/2019 12:00:00 AM	32.0	17	20	35	32.5	25.0%
04/03/2019 01:00:00 AM	40.0	12	14	45	36.7	42.9%
04/03/2019 02:00:00 AM	31.7	11	13	35	32.5	23.1%
04/03/2019 03:00:00 AM	40.0	3	3	40	34.2	100.0%
04/03/2019 04:00:00 AM	32.5	15	18	35	32.5	33.3%
04/03/2019 05:00:00 AM	32.1	35	41	45	34.2	22.0%
04/03/2019 06:00:00 AM	29.9	113	133	50	33.6	13.5%
04/03/2019 07:00:00 AM	29.4	368	433	40	33.0	7.6%
04/03/2019 08:00:00 AM	27.8	622	732	35	32.5	2.2%
04/03/2019 09:00:00 AM	21.5	520	612	40	37.5	0.2%
04/03/2019 10:00:00 AM	28.5	546	642	45	33.0	3.3%
04/03/2019 11:00:00 AM	28.5	477	561	40	32.8	3.0%
04/03/2019 12:00:00 PM	29.3	429	505	40	32.6	6.9%

04/03/2019 01:00:00 PM	29.5	405	477	40	32.7	9.4%
04/03/2019 02:00:00 PM	29.1	424	499	40	33.0	6.0%
04/03/2019 03:00:00 PM	28.7	393	462	35	32.5	2.4%
04/03/2019 04:00:00 PM	26.9	445	523	35	32.5	1.0%
04/03/2019 05:00:00 PM	28.1	479	563	40	33.1	1.6%
04/03/2019 06:00:00 PM	28.6	443	521	40	33.3	3.6%
04/03/2019 07:00:00 PM	28.9	387	455	40	32.8	4.4%
04/03/2019 08:00:00 PM	29.0	221	260	35	32.5	3.8%
04/03/2019 09:00:00 PM	31.0	142	167	40	33.3	18.0%
04/03/2019 10:00:00 PM	29.9	117	138	40	33.3	13.8%
04/03/2019 11:00:00 PM	29.9	75	88	40	32.9	13.6%
05/03/2019 12:00:00 AM	30.0	20	23	35	32.5	13.0%
05/03/2019 01:00:00 AM	31.7	13	15	35	32.5	20.0%
05/03/2019 02:00:00 AM	32.5	9	11	40	34.2	27.3%
05/03/2019 03:00:00 AM	33.3	8	10	40	33.8	40.0%
05/03/2019 04:00:00 AM	29.5	16	19	35	32.5	10.5%
05/03/2019 05:00:00 AM	30.0	25	29	35	32.5	13.8%
05/03/2019 06:00:00 AM	32.0	100	118	45	33.2	23.7%
05/03/2019 07:00:00 AM	29.5	320	377	45	33.1	9.0%
05/03/2019 08:00:00 AM	24.6	536	631	35	32.5	0.8%
05/03/2019 09:00:00 AM	21.0	512	602	30	0.0	0.0%
05/03/2019 10:00:00 AM	20.9	479	563	35	32.5	0.2%
05/03/2019 11:00:00 AM	28.9	460	541	40	32.9	5.0%
05/03/2019 12:00:00 PM	29.2	464	546	45	33.6	6.8%
05/03/2019 01:00:00 PM	29.5	380	447	40	32.9	9.4%
05/03/2019 02:00:00 PM	29.3	377	443	40	32.8	7.4%
05/03/2019 03:00:00 PM	28.9	427	502	40	32.9	4.6%
05/03/2019 04:00:00 PM	26.5	462	543	40	33.3	1.1%
05/03/2019 05:00:00 PM	26.8	456	537	45	33.3	2.2%
05/03/2019 06:00:00 PM	28.6	456	536	40	33.3	3.4%
05/03/2019 07:00:00 PM	28.8	390	459	40	33.0	4.6%
05/03/2019 08:00:00 PM	29.4	247	291	40	32.9	9.3%
05/03/2019 09:00:00 PM	31.0	144	169	45	33.5	17.8%
05/03/2019 10:00:00 PM	29.7	110	129	40	32.8	11.6%
05/03/2019 11:00:00 PM	30.0	65	77	35	32.5	15.6%
06/03/2019 12:00:00 AM	28.9	42	50	45	35.0	8.0%
06/03/2019 01:00:00 AM	13.8	120	141	35	32.5	2.1%
06/03/2019 02:00:00 AM	9.8	317	373	45	37.5	0.8%
06/03/2019 03:00:00 AM	11.4	104	122	30	0.0	0.0%
06/03/2019 04:00:00 AM	11.2	223	262	30	0.0	0.0%
06/03/2019 05:00:00 AM	14.6	190	223	40	33.1	4.0%
06/03/2019 06:00:00 AM	29.0	206	242	45	33.7	8.7%
06/03/2019 07:00:00 AM	29.0	349	411	40	33.2	6.6%
06/03/2019 08:00:00 AM	23.9	447	526	40	33.5	1.0%
06/03/2019 09:00:00 AM	20.9	453	533	30	0.0	0.0%
06/03/2019 10:00:00 AM	24.8	428	503	35	32.5	0.6%
06/03/2019 11:00:00 AM	28.9	471	554	40	32.8	5.8%
06/03/2019 12:00:00 PM	28.9	432	508	40	32.9	4.7%
06/03/2019 01:00:00 PM	29.2	382	449	40	32.7	6.7%
06/03/2019 02:00:00 PM	29.0	442	520	40	33.1	4.8%

06/03/2019 03:00:00 PM	28.7	401	472	35	32.5	2.8%
06/03/2019 04:00:00 PM	27.2	456	536	35	32.5	1.3%
06/03/2019 05:00:00 PM	27.9	507	596	35	32.5	2.5%
06/03/2019 06:00:00 PM	28.5	462	543	40	32.8	2.8%
06/03/2019 07:00:00 PM	28.7	368	433	40	32.8	4.2%
06/03/2019 08:00:00 PM	29.2	221	260	40	32.8	6.9%
06/03/2019 09:00:00 PM	29.6	134	158	45	33.9	11.4%
06/03/2019 10:00:00 PM	29.8	118	139	50	34.3	12.2%
06/03/2019 11:00:00 PM	29.8	81	95	60	36.7	12.6%
07/03/2019 12:00:00 AM	31.4	30	35	35	32.5	20.0%
07/03/2019 01:00:00 AM	30.0	8	10	35	32.5	20.0%
07/03/2019 02:00:00 AM	33.1	18	21	35	32.5	38.1%
07/03/2019 03:00:00 AM	30.0	4	5	35	32.5	20.0%
07/03/2019 04:00:00 AM	30.0	4	5	35	32.5	20.0%
07/03/2019 05:00:00 AM	33.2	30	35	40	32.9	34.3%
07/03/2019 06:00:00 AM	30.0	113	133	40	33.3	15.0%
07/03/2019 07:00:00 AM	29.4	311	366	40	33.4	9.0%
07/03/2019 08:00:00 AM	26.1	637	749	40	33.1	1.1%
07/03/2019 09:00:00 AM	28.0	597	702	40	32.9	3.4%
07/03/2019 10:00:00 AM	28.2	581	684	35	32.5	2.2%
07/03/2019 11:00:00 AM	29.0	501	589	40	32.8	5.1%
07/03/2019 12:00:00 PM	29.0	473	556	40	32.9	4.3%
07/03/2019 01:00:00 PM	28.9	423	498	45	33.3	4.0%
07/03/2019 02:00:00 PM	29.2	417	491	55	33.5	5.3%
07/03/2019 03:00:00 PM	28.6	452	532	35	32.5	3.6%
07/03/2019 04:00:00 PM	26.9	256	301	35	32.5	1.0%

Day/Time Ending	85th pctl (mph)	85th pctl cnts	Total Cnts	Max Speed	Avg Speeder	% Speeders
08/02/2019 12:00:00 AM	27.4	2805	3300	45	33.5	2.5%
09/02/2019 12:00:00 AM	25.4	5881	6919	50	33.6	2.4%
10/02/2019 12:00:00 AM	28.0	5573	6556	60	33.4	4.5%
11/02/2019 12:00:00 AM	28.4	4575	5382	60	33.6	5.1%
12/02/2019 12:00:00 AM	26.1	5380	6329	45	33.4	2.4%
13/02/2019 12:00:00 AM	26.2	5499	6469	60	33.8	2.3%
14/02/2019 12:00:00 AM	26.1	5718	6727	50	33.3	2.3%
15/02/2019 12:00:00 AM	26.9	5554	6534	50	33.2	2.9%
16/02/2019 12:00:00 AM	27.0	5978	7033	50	33.7	2.8%
17/02/2019 12:00:00 AM	27.8	5151	6060	45	33.5	3.7%
18/02/2019 12:00:00 AM	28.4	4576	5383	55	33.6	4.5%
19/02/2019 12:00:00 AM	28.1	6061	7131	70	33.4	3.9%
20/02/2019 12:00:00 AM	28.8	6752	7943	50	33.0	4.9%
21/02/2019 12:00:00 AM	28.2	6610	7776	55	33.2	4.0%
22/02/2019 12:00:00 AM	28.7	6395	7523	55	33.2	4.9%
23/02/2019 12:00:00 AM	29.0	6941	8166	60	33.2	6.0%
24/02/2019 12:00:00 AM	29.3	6034	7099	50	33.2	8.0%
25/02/2019 12:00:00 AM	29.5	4826	5678	55	33.4	9.8%
26/02/2019 12:00:00 AM	28.7	6565	7724	50	33.1	4.8%
27/02/2019 12:00:00 AM	28.7	7007	8244	55	33.1	4.7%
28/02/2019 12:00:00 AM	28.6	6881	8095	80	33.3	4.5%
01/03/2019 12:00:00 AM	28.8	6847	8055	55	33.1	5.5%
02/03/2019 12:00:00 AM	28.7	7046	8290	45	33.2	5.2%
03/03/2019 12:00:00 AM	29.3	6162	7249	55	33.2	7.7%
04/03/2019 12:00:00 AM	29.7	4660	5482	70	33.2	11.1%
05/03/2019 12:00:00 AM	28.8	6701	7883	50	33.0	4.8%
06/03/2019 12:00:00 AM	28.6	6498	7645	45	33.1	5.1%
07/03/2019 12:00:00 AM	28.2	7339	8634	60	33.2	3.7%
07/03/2019 03:59:59 PM	28.7	4825	5677	55	33.0	4.3%

Incoming Direction Weekly Counts
Norwich Road

from Thu-Feb-07-2019-01-00-PM to Thu-Mar-07-2019-03-59-PM

	04/02/2019	to	10/02/2019							
	Monday	Tuesday	Wednesday	Thursday	Friday	Saturday	Sunday	Week	Weekend	Week Day 85%
Hour	04/02/2019	05/02/2019	06/02/2019	07/02/2019	08/02/2019	09/02/2019	10/02/2019	Day Avg	Avg	Avg Speed
0 - 1	*	*	*	*	23	58	78	23	68	35
1 - 2	*	*	*	*	23	30	28	23	29	38.3
2 - 3	*	*	*	*	4	18	39	4	28.5	30
3 - 4	*	*	*	*	14	4	17	14	10.5	32.5
4 - 5	*	*	*	*	35	27	13	35	20	32.8
5 - 6	*	*	*	*	112	37	78	112	57.5	31.5
6 - 7	*	*	*	*	355	130	97	355	113.5	29.3
7 - 8	*	*	*	*	637	290	124	637	207	22.7
8 - 9	*	*	*	*	447	515	222	447	368.5	19.5
9 - 10	*	*	*	*	496	577	528	496	552.5	19.3
10 - 11	*	*	*	*	434	506	557	434	531.5	19.8
11 - 12	*	*	*	*	508	475	501	508	488	24
12 - 13	*	*	*	*	435	517	482	435	499.5	25
13 - 14	*	*	*	84	437	463	419	260.5	441	26.25
14 - 15	*	*	*	487	385	476	400	436	438	24.3
15 - 16	*	*	*	543	423	404	334	483	369	22.3
16 - 17	*	*	*	518	444	421	338	481	379.5	25.05
17 - 18	*	*	*	503	416	399	318	459.5	358.5	22.9
18 - 19	*	*	*	478	391	392	297	434.5	344.5	24.9
19 - 20	*	*	*	256	368	254	204	312	229	28.5
20 - 21	*	*	*	155	192	184	140	173.5	162	29.05
21 - 22	*	*	*	148	132	163	92	140	127.5	29.1
22 - 23	*	*	*	103	134	124	54	118.5	89	29.65
23 - 24	*	*	*	25	74	92	22	49.5	57	30
Totals	0	0	0	3300	6919	6556	5382			
% of Total	0%	0%	0%	14.89%	31.23%	29.59%	24.29%			

Incoming Direction Weekly Counts
Norwich Road

from Thu-Feb-07-2019-01-00-PM to Thu-Mar-07-2019-03-59-PM

	11/02/2019	to	17/02/2019							
	Monday	Tuesday	Wednesday	Thursday	Friday	Saturday	Sunday	Week	Weekend	Week Day 85%
Hour	11/02/2019	12/02/2019	13/02/2019	14/02/2019	15/02/2019	16/02/2019	17/02/2019	Day Avg	Avg	Avg Speed
0 - 1	12	18	11	31	25	37	75	19.4	56	30.4
1 - 2	10	14	14	12	12	21	22	12.4	21.5	29.34
2 - 3	11	8	10	9	4	10	20	8.4	15	29.8
3 - 4	15	12	19	8	15	9	9	13.8	9	31.58
4 - 5	39	26	29	22	29	18	18	29	18	31.4
5 - 6	119	114	118	105	118	52	35	114.8	43.5	30.34
6 - 7	358	375	382	344	334	141	98	358.6	119.5	28.82
7 - 8	491	477	516	565	497	330	119	509.2	224.5	22.8
8 - 9	441	387	454	593	470	478	226	469	352	21.6
9 - 10	412	432	501	484	454	452	455	456.6	453.5	21.68
10 - 11	423	455	490	378	508	470	581	450.8	525.5	23.3
11 - 12	416	433	470	209	458	438	506	397.2	472	25.3
12 - 13	447	417	443	447	492	458	483	449.2	470.5	26.56
13 - 14	425	431	430	450	480	479	438	443.2	458.5	27.4
14 - 15	438	425	458	447	460	473	415	445.6	444	26.34
15 - 16	398	410	387	436	535	365	395	433.2	380	23.06
16 - 17	439	460	465	410	454	405	361	445.6	383	23.94
17 - 18	438	460	405	465	463	361	333	446.2	347	24.84
18 - 19	377	401	413	418	415	340	250	404.8	295	27.1
19 - 20	232	306	325	312	292	240	193	293.4	216.5	28.28
20 - 21	179	192	148	153	159	129	149	166.2	139	29.06
21 - 22	129	123	101	121	166	129	97	128	113	29.3
22 - 23	58	68	108	75	101	124	78	82	101	29.64
23 - 24	22	25	30	40	92	101	27	41.8	64	30.72
Totals	6329	6469	6727	6534	7033	6060	5383			
% of Total	14.21%	14.53%	15.1%	14.67%	15.79%	13.61%	12.09%			

Incoming Direction Weekly Counts
Norwich Road

from Thu-Feb-07-2019-01-00-PM to Thu-Mar-07-2019-03-59-PM

	18/02/2019	to	24/02/2019							
	Monday	Tuesday	Wednesday	Thursday	Friday	Saturday	Sunday	Week	Weekend	Week Day 85%
Hour	18/02/2019	19/02/2019	20/02/2019	21/02/2019	22/02/2019	23/02/2019	24/02/2019	Day Avg	Avg	Avg Speed
0 - 1	9	13	26	17	44	47	60	21.8	53.5	31.82
1 - 2	8	16	7	13	12	26	42	11.2	34	32.16
2 - 3	2	3	2	11	8	24	34	5.2	29	37.6
3 - 4	21	10	12	13	11	15	21	13.4	18	32.5
4 - 5	40	33	34	34	29	18	20	34	19	31.32
5 - 6	126	99	109	111	112	43	48	111.4	45.5	31.16
6 - 7	343	350	370	373	335	113	90	354.2	101.5	29.34
7 - 8	663	824	675	637	703	295	127	700.4	211	25.86
8 - 9	549	669	679	636	635	485	243	633.6	364	27.54
9 - 10	527	589	546	505	634	598	491	560.2	544.5	26.66
10 - 11	490	591	447	467	595	690	559	518	624.5	23.62
11 - 12	499	575	511	327	575	622	592	497.4	607	27.64
12 - 13	455	504	511	542	524	606	507	507.2	556.5	28.26
13 - 14	449	540	512	473	502	633	490	495.2	561.5	28.48
14 - 15	453	449	508	467	556	485	430	486.6	457.5	28.84
15 - 16	516	493	555	533	542	413	330	527.8	371.5	28.86
16 - 17	495	523	518	570	502	458	415	521.6	436.5	28.26
17 - 18	452	518	540	513	578	381	344	520.2	362.5	28.42
18 - 19	392	438	458	466	465	370	297	443.8	333.5	28.7
19 - 20	233	273	282	292	306	279	203	277.2	241	29.5
20 - 21	187	182	182	168	154	168	152	174.6	160	30.16
21 - 22	98	132	146	181	159	138	105	143.2	121.5	29.88
22 - 23	97	77	97	118	125	109	55	102.8	82	30.32
23 - 24	27	42	49	56	60	83	23	46.8	53	30.56
Totals	7131	7943	7776	7523	8166	7099	5678			
% of Total	13.9%	15.48%	15.15%	14.66%	15.91%	13.83%	11.06%			

Incoming Direction Weekly Counts
Norwich Road

from Thu-Feb-07-2019-01-00-PM to Thu-Mar-07-2019-03-59-PM

	25/02/2019	to	03/03/2019							
	Monday	Tuesday	Wednesday	Thursday	Friday	Saturday	Sunday	Week	Weekend	Week Day 85%
Hour	25/02/2019	26/02/2019	27/02/2019	28/02/2019	01/03/2019	02/03/2019	03/03/2019	Day Avg	Avg	Avg Speed
0 - 1	8	18	17	26	20	36	51	17.8	43.5	32.44
1 - 2	5	11	12	5	8	17	32	8.2	24.5	31.5
2 - 3	5	9	11	5	7	13	25	7.4	19	30.42
3 - 4	13	9	11	20	9	14	17	12.4	15.5	33.14
4 - 5	43	35	41	45	31	25	22	39	23.5	31.82
5 - 6	124	154	136	126	114	31	33	130.8	32	30.86
6 - 7	390	388	376	414	370	143	86	387.6	114.5	29.5
7 - 8	642	793	649	849	523	290	130	691.2	210	24.3
8 - 9	691	751	714	822	747	500	219	745	359.5	26.76
9 - 10	622	687	660	651	679	644	439	659.8	541.5	28.16
10 - 11	573	526	544	195	573	658	623	482.2	640.5	28.64
11 - 12	477	531	543	459	498	676	591	501.6	633.5	28.9
12 - 13	458	453	465	530	565	602	509	494.2	555.5	29.1
13 - 14	420	479	469	475	571	551	539	482.8	545	28.96
14 - 15	496	502	501	509	585	515	451	518.6	483	28.84
15 - 16	542	550	596	556	575	440	371	563.8	405.5	28.06
16 - 17	589	575	586	583	569	451	311	580.4	381	28.28
17 - 18	552	558	554	568	492	428	295	544.8	361.5	28.16
18 - 19	410	478	469	466	488	386	216	462.2	301	28.92
19 - 20	280	302	324	296	316	287	199	303.6	243	29.34
20 - 21	158	176	158	171	166	194	173	165.8	183.5	30.06
21 - 22	123	154	133	162	153	120	83	145	101.5	29.92
22 - 23	70	80	84	88	132	124	47	90.8	85.5	30.02
23 - 24	33	25	42	34	99	104	20	46.6	62	31.3
Totals	7724	8244	8095	8055	8290	7249	5482			
% of Total	14.54%	15.51%	15.23%	15.16%	15.6%	13.64%	10.32%			

Incoming Direction Weekly Counts
Norwich Road

from Thu-Feb-07-2019-01-00-PM to Thu-Mar-07-2019-03-59-PM

	04/03/2019	to	10/03/2019							
	Monday	Tuesday	Wednesday	Thursday	Friday	Saturday	Sunday	Week	Weekend	Week Day 85%
Hour	04/03/2019	05/03/2019	06/03/2019	07/03/2019	08/03/2019	09/03/2019	10/03/2019	Day Avg	Avg	Avg Speed
0 - 1	14	15	141	10	*	*	*	45	0	28.88
1 - 2	13	11	373	21	*	*	*	104.5	0	26.78
2 - 3	3	10	122	5	*	*	*	35	0	28.68
3 - 4	18	19	262	5	*	*	*	76	0	25.8
4 - 5	41	29	223	35	*	*	*	82	0	27.48
5 - 6	133	118	242	133	*	*	*	156.5	0	30.22
6 - 7	433	377	411	366	*	*	*	396.75	0	29.33
7 - 8	732	631	526	749	*	*	*	659.5	0	25.6
8 - 9	612	602	533	702	*	*	*	612.25	0	22.85
9 - 10	642	563	503	684	*	*	*	598	0	25.6
10 - 11	561	541	554	589	*	*	*	561.25	0	28.82
11 - 12	505	546	508	556	*	*	*	528.75	0	29.1
12 - 13	477	447	449	498	*	*	*	467.75	0	29.28
13 - 14	499	443	520	491	*	*	*	488.25	0	29.15
14 - 15	462	502	472	532	*	*	*	492	0	28.72
15 - 16	523	543	536	301	*	*	*	475.75	0	26.88
16 - 17	563	537	596	*	*	*	*	565.33	0	27.6
17 - 18	521	536	543	*	*	*	*	533.33	0	28.57
18 - 19	455	459	433	*	*	*	*	449	0	28.8
19 - 20	260	291	260	*	*	*	*	270.33	0	29.2
20 - 21	167	169	158	*	*	*	*	164.67	0	30.53
21 - 22	138	129	139	*	*	*	*	135.33	0	29.8
22 - 23	88	77	95	*	*	*	*	86.67	0	29.9
23 - 24	23	50	35	*	*	*	*	36	0	30.1
Totals	7883	7645	8634	5677	0	0	0			
% of Total	26.42%	25.62%	28.94%	19.03%	0%	0%	0%			

Incoming Direction Monthly Counts
Norwich Road

from Thu-Feb-07-2019-01-00-PM to Thu-Mar-07-2019-03-59-PM

Hour	Feb 2019							Week Day Avg	Weekend Avg	Week Day 85% Avg Speed
	Monday	Tuesday	Wednesday	Thursday	Friday	Saturday	Sunday			
0 - 1	29	49	54	74	92	142	213	59.6	177.5	32.28
1 - 2	23	41	33	30	47	77	92	34.8	84.5	32.3
2 - 3	18	20	23	25	16	52	93	20.4	72.5	31.66
3 - 4	49	31	42	41	40	28	47	40.6	37.5	32.52
4 - 5	122	94	104	101	93	63	51	102.8	57	31.56
5 - 6	369	367	363	342	342	132	161	356.6	146.5	30.72
6 - 7	1091	1113	1128	1131	1024	384	285	1097.4	334.5	29.24
7 - 8	1796	2094	1840	2051	1837	915	370	1923.6	642.5	24.88
8 - 9	1681	1807	1847	2051	1552	1478	691	1787.6	1084.5	26.24
9 - 10	1561	1708	1707	1640	1584	1627	1474	1640	1550.5	26.72
10 - 11	1486	1572	1481	1040	1537	1666	1697	1423.2	1681.5	26.2
11 - 12	1392	1539	1524	995	1541	1535	1599	1398.2	1567	27.82
12 - 13	1360	1374	1419	1519	1451	1581	1472	1424.6	1526.5	28.38
13 - 14	1294	1450	1411	1482	1419	1575	1347	1411.2	1461	28.42
14 - 15	1387	1376	1467	1910	1401	1434	1245	1508.2	1339.5	28.24
15 - 16	1456	1453	1538	2068	1500	1182	1059	1603	1120.5	27.7
16 - 17	1523	1558	1569	2081	1400	1284	1114	1626.2	1199	27.66
17 - 18	1442	1536	1499	2049	1457	1141	995	1596.6	1068	27.74
18 - 19	1179	1317	1340	1828	1271	1102	844	1387	973	28.22
19 - 20	745	881	931	1156	966	773	600	935.8	686.5	29.04
20 - 21	524	550	488	647	505	481	441	542.8	461	29.54
21 - 22	350	409	380	612	457	430	294	441.6	362	29.6
22 - 23	225	225	289	384	360	357	187	296.6	272	29.84
23 - 24	82	92	121	155	226	276	72	135.2	174	30.56
Totals	21184	22656	22598	25412	22118	19715	16443			
% of Total	14.11%	15.09%	15.05%	16.93%	14.73%	13.13%	10.95%			

Incoming Direction Monthly Counts
Norwich Road

from Thu-Feb-07-2019-01-00-PM to Thu-Mar-07-2019-03-59-PM

Hour	Mar 2019							Week Day Avg	Weekend Avg	Week Day 85% Avg Speed
	Monday	Tuesday	Wednesday	Thursday	Friday	Saturday	Sunday			
0 - 1	14	15	141	10	20	36	51	40	43.5	29.82
1 - 2	13	11	373	21	8	17	32	85.2	24.5	27.92
2 - 3	3	10	122	5	7	13	25	29.4	19	28.6
3 - 4	18	19	262	5	9	14	17	62.6	15.5	27.44
4 - 5	41	29	223	35	31	25	22	71.8	23.5	28.74
5 - 6	133	118	242	133	114	31	33	148	32	30.38
6 - 7	433	377	411	366	370	143	86	391.4	114.5	29.4
7 - 8	732	631	526	749	523	290	130	632.2	210	25
8 - 9	612	602	533	702	747	500	219	639.2	359.5	23.56
9 - 10	642	563	503	684	679	644	439	614.2	541.5	26
10 - 11	561	541	554	589	573	658	623	563.6	640.5	28.7
11 - 12	505	546	508	556	498	676	591	522.6	633.5	29.1
12 - 13	477	447	449	498	565	602	509	487.2	555.5	29.24
13 - 14	499	443	520	491	571	551	539	504.8	545	29.14
14 - 15	462	502	472	532	585	515	451	510.6	483	28.68
15 - 16	523	543	536	301	575	440	371	495.6	405.5	27.02
16 - 17	563	537	596	*	569	451	311	566.25	381	27.7
17 - 18	521	536	543	*	492	428	295	523	361.5	28.2
18 - 19	455	459	433	*	488	386	216	458.75	301	28.9
19 - 20	260	291	260	*	316	287	199	281.75	243	29.35
20 - 21	167	169	158	*	166	194	173	165	183.5	30.38
21 - 22	138	129	139	*	153	120	83	139.75	101.5	29.78
22 - 23	88	77	95	*	132	124	47	98	85.5	29.85
23 - 24	23	50	35	*	99	104	20	51.75	62	30.72
Totals	7883	7645	8634	5677	8290	7249	5482			
% of Total	15.5%	15.03%	16.98%	11.16%	16.3%	14.25%	10.78%			

Incoming Direction Weekly Speeds
Norwich Road

from Thu-Feb-07-2019-01-00-PM to Thu-Mar-07-2019-03-59-PM

	04/02/2019	to	10/02/2019							
	Monday	Tuesday	Wednesday	Thursday	Friday	Saturday	Sunday	Week	Weekend	Week Day 85%
Hour	04/02/2019	05/02/2019	06/02/2019	07/02/2019	08/02/2019	09/02/2019	10/02/2019	Day Avg	Avg	Avg Speed
0 - 1	*	*	*	*	28.3	25.97	27.01	28.3	26.57	35
1 - 2	*	*	*	*	29.78	27.97	27.54	29.78	27.76	38.3
2 - 3	*	*	*	*	27	28.5	28.92	27	28.79	30
3 - 4	*	*	*	*	27.5	28.25	27.47	27.5	27.62	32.5
4 - 5	*	*	*	*	26.94	26.15	26.54	26.94	26.27	32.8
5 - 6	*	*	*	*	26.96	26.84	13.53	26.96	17.81	31.5
6 - 7	*	*	*	*	24.95	26.83	21.3	24.95	24.47	29.3
7 - 8	*	*	*	*	16.46	24.6	26.4	16.46	25.14	22.7
8 - 9	*	*	*	*	14.11	22.66	25.26	14.11	23.45	19.5
9 - 10	*	*	*	*	14.39	18.9	21.54	14.39	20.16	19.3
10 - 11	*	*	*	*	14.97	16.33	15.52	14.97	15.9	19.8
11 - 12	*	*	*	*	17.06	15.03	18.6	17.06	16.86	24
12 - 13	*	*	*	*	18.79	15.88	21.65	18.79	18.66	25
13 - 14	*	*	*	20.19	20.61	20.81	22.76	20.54	21.74	26.25
14 - 15	*	*	*	19.82	16.44	21.55	23.11	18.33	22.26	24.3
15 - 16	*	*	*	19.34	14.99	22.62	23.57	17.44	23.05	22.3
16 - 17	*	*	*	20.49	17.16	23	24.08	18.95	23.48	25.05
17 - 18	*	*	*	19.67	15.66	23.14	23.66	17.85	23.37	22.9
18 - 19	*	*	*	21.97	15.99	23.5	24.52	19.28	23.94	24.9
19 - 20	*	*	*	23.95	23.37	25.63	25.28	23.61	25.48	28.5
20 - 21	*	*	*	25.46	24.18	25.72	25.67	24.75	25.7	29.05
21 - 22	*	*	*	24.96	24.6	25.77	25.37	24.79	25.62	29.1
22 - 23	*	*	*	26.24	24.84	25.56	26.85	25.45	25.96	29.65
23 - 24	*	*	*	27.64	26.47	26.13	26.32	26.77	26.17	30
Totals	0	0	0	249.7	511.7	567.2	572.5			
% of Total	0%	0%	0%	13.13%	26.92%	29.84%	30.11%			

Incoming Direction Weekly Speeds
Norwich Road

from Thu-Feb-07-2019-01-00-PM to Thu-Mar-07-2019-03-59-PM

	11/02/2019	to	17/02/2019							
	Monday	Tuesday	Wednesday	Thursday	Friday	Saturday	Sunday	Week	Weekend	Week Day 85%
Hour	11/02/2019	12/02/2019	13/02/2019	14/02/2019	15/02/2019	16/02/2019	17/02/2019	Day Avg	Avg	Avg Speed
0 - 1	27.08	27.22	25.64	25.84	27.4	25.59	25.4	26.63	25.46	30.4
1 - 2	22.8	28.93	25.79	25.92	24.67	28.1	27.91	25.82	28	29.34
2 - 3	26.27	26.38	24.6	26.11	23.25	25.7	29.2	25.57	28.03	29.8
3 - 4	26.8	25.92	27.47	28.5	27.47	27.67	29.89	27.17	28.78	31.58
4 - 5	28.08	26.92	26.9	26.05	26.79	26.67	29.17	27.07	27.92	31.4
5 - 6	25.8	25.45	26.3	27.16	26.34	26.92	26.51	26.19	26.76	30.34
6 - 7	23.96	22.42	23.12	23.67	24.45	26.62	25.05	23.5	25.97	28.82
7 - 8	15.82	17.29	16.28	18.33	17.45	23.28	26.29	17.07	24.08	22.8
8 - 9	14.16	14.86	15.86	19.43	16.54	20.63	24.33	16.41	21.82	21.6
9 - 10	13.92	16.71	16.77	17	16.04	16.23	21.87	16.15	19.06	21.68
10 - 11	14.67	17.61	18.41	19.21	17.89	15.81	19.87	17.56	18.05	23.3
11 - 12	18.29	19.21	20.15	18.67	18.97	17.96	18.7	19.13	18.36	25.3
12 - 13	19.6	20.81	20.12	21.97	19.72	18.55	19.77	20.42	19.18	26.56
13 - 14	21.6	20.94	20.69	21.79	21.48	20.59	21.6	21.31	21.08	27.4
14 - 15	21.37	20.62	19.63	19.57	21.3	20.59	23.06	20.49	21.74	26.34
15 - 16	15.91	16.05	17.79	17.47	19.7	23.18	22.82	17.52	22.99	23.06
16 - 17	18.1	19.09	18.56	17	18.3	22.66	23.15	18.24	22.89	23.94
17 - 18	18.75	19.11	18.62	19.43	20.06	23.62	23.7	19.21	23.66	24.84
18 - 19	22.03	20.54	20.42	21.85	20.41	23.74	24.71	21.04	24.15	27.1
19 - 20	22.56	23.52	22.84	23.34	23.08	25.06	25.42	23.09	25.22	28.28
20 - 21	23.65	24.99	25.26	24.85	25.19	25.86	25.27	24.76	25.54	29.06
21 - 22	25.29	24.47	26.01	25.63	25.18	26	26.01	25.28	26	29.3
22 - 23	25.48	26.65	25.04	26.12	26.4	25.81	26.6	25.9	26.11	29.64
23 - 24	27.09	28.4	25.23	26.08	26.24	25.91	27.52	26.41	26.25	30.72
Totals	519.4	533.8	527.5	540.8	534.3	562.9	593.9			
% of Total	13.62%	14%	13.84%	14.18%	14.01%	14.76%	15.58%			

Incoming Direction Weekly Speeds
Norwich Road

from Thu-Feb-07-2019-01-00-PM to Thu-Mar-07-2019-03-59-PM

	18/02/2019	to	24/02/2019							
	Monday	Tuesday	Wednesday	Thursday	Friday	Saturday	Sunday	Week	Weekend	Week Day 85%
Hour	18/02/2019	19/02/2019	20/02/2019	21/02/2019	22/02/2019	23/02/2019	24/02/2019	Day Avg	Avg	Avg Speed
0 - 1	25.89	27.46	28.88	27.76	22.59	27.89	28.12	25.75	28.02	31.82
1 - 2	26.5	27.19	27.71	27.54	27.5	29.08	29.05	27.3	29.06	32.16
2 - 3	34.5	28.67	29.5	23.91	27.75	29.46	28.18	26.88	28.71	37.6
3 - 4	25.1	29.1	26.5	28.62	32	28.2	32	27.76	30.42	32.5
4 - 5	25.95	27.36	27	27.09	26.21	26.67	27.75	26.71	27.24	31.32
5 - 6	26.63	27.51	26.76	26.87	27.29	29.4	27.94	26.99	28.63	31.16
6 - 7	23.53	25.66	25.79	25.94	25.82	28.46	27.6	25.36	28.08	29.34
7 - 8	19.88	22.62	17.41	17.18	22.92	26.77	27.63	20.17	27.03	25.86
8 - 9	20.16	23.83	21.49	20.76	23.03	25.77	26.89	21.92	26.14	27.54
9 - 10	19.01	20.76	18.12	18.92	25.1	24.2	25.63	20.57	24.84	26.66
10 - 11	17.65	22.91	13.02	14.91	20.93	24.22	19.71	18.31	22.2	23.62
11 - 12	19.65	23.83	21.37	20.2	24.42	24.54	25.25	22.15	24.88	27.64
12 - 13	19.21	24.64	25.09	24.63	25.68	24.61	25.61	23.97	25.07	28.26
13 - 14	20.53	24.34	22.4	24.67	25.43	25.24	26.35	23.53	25.73	28.48
14 - 15	24.65	25.03	23.7	24.46	24.55	25.76	26.41	24.46	26.07	28.84
15 - 16	23.98	24.33	23.91	24.9	24.91	25.55	26.31	24.41	25.89	28.86
16 - 17	24.56	23.78	19.64	25.13	24.51	25.19	26.23	23.54	25.68	28.26
17 - 18	24.01	23.37	21.86	24.74	24.8	26.19	26.38	23.76	26.28	28.42
18 - 19	24.02	25.09	24.26	24.81	24.5	25.82	25.61	24.55	25.73	28.7
19 - 20	25.46	25.77	25.6	25.79	26.19	26.36	27	25.78	26.63	29.5
20 - 21	25.93	26.92	25.98	26.48	26.82	26.9	26.29	26.41	26.61	30.16
21 - 22	26.23	27.02	26.4	25.75	26.21	26.74	26.84	26.29	26.78	29.88
22 - 23	26.91	27.69	26.71	26.63	26.34	26.95	27.02	26.79	26.98	30.32
23 - 24	26.85	26.86	26.82	27.2	27.72	26.95	27.65	27.15	27.1	30.56
Totals	576.9	611.8	576	584.8	613	637.2	643.2			
% of Total	13.6%	14.42%	13.58%	13.78%	14.45%	15.02%	15.16%			

Incoming Direction Weekly Speeds
Norwich Road

from Thu-Feb-07-2019-01-00-PM to Thu-Mar-07-2019-03-59-PM

	25/02/2019	to	03/03/2019							
	Monday	Tuesday	Wednesday	Thursday	Friday	Saturday	Sunday	Week	Weekend	Week Day 85%
Hour	25/02/2019	26/02/2019	27/02/2019	28/02/2019	01/03/2019	02/03/2019	03/03/2019	Day Avg	Avg	Avg Speed
0 - 1	26.38	28.06	26.06	27.46	28.95	27.81	29.2	27.55	28.62	32.44
1 - 2	24.2	29	28.5	27.2	25.88	29.59	29.88	27.44	29.78	31.5
2 - 3	30	27.11	24.45	31	23.43	30.15	29.04	26.54	29.42	30.42
3 - 4	28.08	30.44	32.27	28.2	29.89	30.5	27.18	29.47	28.68	33.14
4 - 5	27.84	26.31	25.98	26.84	28.35	27.2	27.91	27.03	27.53	31.82
5 - 6	27.21	25.73	27.09	27.29	27.11	29.1	29.52	26.83	29.31	30.86
6 - 7	25.75	25.72	25.72	26.28	26.5	27.52	27.27	26	27.43	29.5
7 - 8	17.92	18.4	16.96	22.18	15.71	27.04	27.75	18.56	27.26	24.3
8 - 9	20	21.31	19.02	22.86	19.61	26.15	27.67	20.63	26.61	26.76
9 - 10	22.45	23.48	22.76	23.57	21.57	22.55	26.62	22.77	24.2	28.16
10 - 11	24.36	24.7	24.19	25.28	22.73	24.26	25.51	24.08	24.87	28.64
11 - 12	25.12	25.4	24.53	24.36	25.35	22.22	25.35	24.96	23.68	28.9
12 - 13	24.96	25.48	25.45	24.99	25.42	22.51	26.12	25.26	24.16	29.1
13 - 14	25.41	24.95	23.84	24.69	25.49	25.85	25.28	24.89	25.57	28.96
14 - 15	24.27	25.13	24.93	25.17	23.89	25.44	26.29	24.65	25.84	28.84
15 - 16	22.12	22.73	22.94	23.86	22.32	26.28	25.71	22.8	26.02	28.06
16 - 17	23.52	23.37	24	23.6	21.5	25.69	25.72	23.21	25.71	28.28
17 - 18	23.95	23.87	24.46	23.09	20.3	25.48	27.09	23.2	26.14	28.16
18 - 19	24.9	24.55	24.89	24.63	25.59	25.87	26.55	24.92	26.11	28.92
19 - 20	24.81	26.08	25.07	25.05	26.96	26.43	26.38	25.61	26.41	29.34
20 - 21	26.16	26.16	26.64	26.79	26.49	27.23	26.65	26.45	26.96	30.06
21 - 22	26.18	25.84	26.73	27.04	26.04	26.83	26.87	26.37	26.85	29.92
22 - 23	26.37	26.71	26.12	27.09	26.92	27.13	28.11	26.69	27.4	30.02
23 - 24	27.88	26.92	26.9	26.12	27.77	26.95	27.7	27.3	27.07	31.3
Totals	600.1	607.5	599.5	614.9	593.8	635.7	651.4			
% of Total	13.95%	14.12%	13.93%	14.29%	13.8%	14.77%	15.14%			

Incoming Direction Weekly Speeds
Norwich Road

from Thu-Feb-07-2019-01-00-PM to Thu-Mar-07-2019-03-59-PM

	04/03/2019	to	10/03/2019							
	Monday	Tuesday	Wednesday	Thursday	Friday	Saturday	Sunday	Week	Weekend	Week Day 85%
Hour	04/03/2019	05/03/2019	06/03/2019	07/03/2019	08/03/2019	09/03/2019	10/03/2019	Day Avg	Avg	Avg Speed
0 - 1	30.29	26.8	10.23	28.2	*	*	*	14.17	*	28.88
1 - 2	25.15	27	8.29	27.71	*	*	*	10.28	*	26.78
2 - 3	33.67	29.1	8.64	28.2	*	*	*	11.34	*	28.68
3 - 4	27.06	25.74	8.87	28.2	*	*	*	11.32	*	25.8
4 - 5	27.27	25.83	11.16	28.14	*	*	*	16.28	*	27.48
5 - 6	27.04	27.46	19.2	27.02	*	*	*	24.08	*	30.22
6 - 7	25.97	26.51	21.02	25.9	*	*	*	24.8	*	29.33
7 - 8	22.24	18.18	16.84	20.36	*	*	*	19.66	*	25.6
8 - 9	15.85	15.43	15.3	22.55	*	*	*	17.55	*	22.85
9 - 10	23.97	15.65	17.77	23.23	*	*	*	20.5	*	25.6
10 - 11	24	23.79	24.67	25.14	*	*	*	24.41	*	28.82
11 - 12	25.87	25.34	24.71	25.27	*	*	*	25.3	*	29.1
12 - 13	25.92	25.79	25.24	24.93	*	*	*	25.46	*	29.28
13 - 14	25.15	25.62	25.23	25.86	*	*	*	25.46	*	29.15
14 - 15	24.76	24.63	24.6	24.1	*	*	*	24.51	*	28.72
15 - 16	21.3	20.31	21.81	20.5	*	*	*	21.03	*	26.88
16 - 17	22.98	20.64	22.79	*	*	*	*	22.17	*	27.6
17 - 18	24.07	23.89	24.23	*	*	*	*	24.06	*	28.57
18 - 19	24.85	24.65	24.37	*	*	*	*	24.63	*	28.8
19 - 20	25.19	25.26	25.28	*	*	*	*	25.25	*	29.2
20 - 21	26.68	26.95	25.11	*	*	*	*	26.27	*	30.53
21 - 22	26.39	25.88	26.73	*	*	*	*	26.34	*	29.8
22 - 23	26.52	25.35	26.92	*	*	*	*	26.32	*	29.9
23 - 24	26.35	18.06	26.54	*	*	*	*	22.57	*	30.1
Totals	608.8	573.8	485.4	405.3	0	0	0			
% of Total	29.36%	27.68%	23.41%	19.55%	0%	0%	0%			

Incoming Direction Monthly Speeds
Norwich Road

from Thu-Feb-07-2019-01-00-PM to Thu-Mar-07-2019-03-59-PM

Hour	Feb 2019							Week Day Avg	Weekend Avg	Week Day 85% Avg Speed
	Monday	Tuesday	Wednesday	Thursday	Friday	Saturday	Sunday			
0 - 1	26.52	27.59	27.33	26.85	25.33	26.51	26.76	26.56	26.66	32.28
1 - 2	24.39	28.27	27.18	26.83	27.89	28.38	28.32	27.2	28.34	32.3
2 - 3	28.22	27.05	24.96	26.12	26.44	28.4	28.71	26.46	28.6	31.66
3 - 4	26.41	28.26	28.45	28.39	28.73	28.04	29.96	27.97	29.24	32.52
4 - 5	27.3	26.85	26.57	26.75	26.67	26.44	27.94	26.85	27.11	31.56
5 - 6	26.56	26.12	26.73	27.12	26.86	27.7	20.65	26.67	23.83	30.72
6 - 7	24.47	24.59	24.86	25.37	25.07	27.23	24.58	24.87	26.1	29.24
7 - 8	18.07	19.81	16.94	19.57	19.2	24.82	26.79	18.77	25.39	24.88
8 - 9	18.52	20.86	19.15	21.22	18.5	23.03	25.53	19.74	23.82	26.24
9 - 10	19.04	20.83	19.52	20.2	19.15	20.11	23.01	19.76	21.48	26.72
10 - 11	19.39	21.98	18.91	18.42	18.24	19.45	18.39	19.47	18.91	26.2
11 - 12	21.12	23.07	22.12	21.79	20.38	19.72	21.1	21.7	20.42	27.82
12 - 13	21.28	23.75	23.65	23.97	21.59	20	22.4	22.87	21.16	28.38
13 - 14	22.46	23.53	22.36	23.55	22.61	22.53	23.69	22.92	23.06	28.42
14 - 15	23.48	23.7	22.85	22.32	21.25	22.66	24.24	22.69	23.39	28.24
15 - 16	21.08	21.39	21.99	21.6	20.25	23.82	24.14	21.29	23.97	27.7
16 - 17	22.3	22.25	20.95	21.94	20.16	23.68	24.58	21.57	24.09	27.66
17 - 18	22.39	22.28	21.95	21.83	20.68	24.31	24.61	21.83	24.45	27.74
18 - 19	23.69	23.51	23.3	23.34	20.55	24.35	24.96	22.91	24.62	28.22
19 - 20	24.31	25.09	24.45	24.53	24.18	25.72	25.91	24.51	25.8	29.04
20 - 21	25.22	26	25.98	25.93	25.3	26.17	25.75	25.7	25.97	29.54
21 - 22	25.87	25.81	26.41	25.88	25.37	26.15	26.11	25.85	26.13	29.6
22 - 23	26.37	27.03	25.91	26.53	25.8	26.07	26.8	26.28	26.32	29.84
23 - 24	27.33	27.29	26.45	26.74	26.71	26.3	27.19	26.83	26.48	30.56

Incoming Direction Monthly Speeds
Norwich Road

from Thu-Feb-07-2019-01-00-PM to Thu-Mar-07-2019-03-59-PM

Hour	Mar 2019							Week Day Avg	Weekend Avg	Week Day 85% Avg Speed
	Monday	Tuesday	Wednesday	Thursday	Friday	Saturday	Sunday			
0 - 1	30.29	26.8	10.23	28.2	28.95	27.81	29.2	15.65	28.62	29.82
1 - 2	25.15	27	8.29	27.71	25.88	29.59	29.88	10.57	29.78	27.92
2 - 3	33.67	29.1	8.64	28.2	23.43	30.15	29.04	11.91	29.42	28.6
3 - 4	27.06	25.74	8.87	28.2	29.89	30.5	27.18	11.85	28.68	27.44
4 - 5	27.27	25.83	11.16	28.14	28.35	27.2	27.91	17.32	27.53	28.74
5 - 6	27.04	27.46	19.2	27.02	27.11	29.1	29.52	24.55	29.31	30.38
6 - 7	25.97	26.51	21.02	25.9	26.5	27.52	27.27	25.12	27.43	29.4
7 - 8	22.24	18.18	16.84	20.36	15.71	27.04	27.75	19.01	27.26	25
8 - 9	15.85	15.43	15.3	22.55	19.61	26.15	27.67	18.03	26.61	23.56
9 - 10	23.97	15.65	17.77	23.23	21.57	22.55	26.62	20.74	24.2	26
10 - 11	24	23.79	24.67	25.14	22.73	24.26	25.51	24.07	24.87	28.7
11 - 12	25.87	25.34	24.71	25.27	25.35	22.22	25.35	25.31	23.68	29.1
12 - 13	25.92	25.79	25.24	24.93	25.42	22.51	26.12	25.45	24.16	29.24
13 - 14	25.15	25.62	25.23	25.86	25.49	25.85	25.28	25.46	25.57	29.14
14 - 15	24.76	24.63	24.6	24.1	23.89	25.44	26.29	24.37	25.84	28.68
15 - 16	21.3	20.31	21.81	20.5	22.32	26.28	25.71	21.33	26.02	27.02
16 - 17	22.98	20.64	22.79	*	21.5	25.69	25.72	22	25.71	27.7
17 - 18	24.07	23.89	24.23	*	20.3	25.48	27.09	23.18	26.14	28.2
18 - 19	24.85	24.65	24.37	*	25.59	25.87	26.55	24.88	26.11	28.9
19 - 20	25.19	25.26	25.28	*	26.96	26.43	26.38	25.73	26.41	29.35
20 - 21	26.68	26.95	25.11	*	26.49	27.23	26.65	26.33	26.96	30.38
21 - 22	26.39	25.88	26.73	*	26.04	26.83	26.87	26.26	26.85	29.78
22 - 23	26.52	25.35	26.92	*	26.92	27.13	28.11	26.52	27.4	29.85
23 - 24	26.35	18.06	26.54	*	27.77	26.95	27.7	25.06	27.07	30.72

Incoming Direction Weekly EightyFifthSpeeds
Norwich Road

from Thu-Feb-07-2019-01-00-PM to Thu-Mar-07-2019-03-59-PM

	04/02/2019	to	10/02/2019							
	Monday	Tuesday	Wednesday	Thursday	Friday	Saturday	Sunday	Week	Weekend	Week Day 85%
Hour	04/02/2019	05/02/2019	06/02/2019	07/02/2019	08/02/2019	09/02/2019	10/02/2019	Day Avg	Avg	Avg Speed
0 - 1	*	*	*	*	35	29.8	31.7	35	30.75	35
1 - 2	*	*	*	*	38.3	32.5	32	38.3	32.25	38.3
2 - 3	*	*	*	*	30	34	35.7	30	34.85	30
3 - 4	*	*	*	*	32.5	30	31.7	32.5	30.85	32.5
4 - 5	*	*	*	*	32.8	30	29.4	32.8	29.7	32.8
5 - 6	*	*	*	*	31.5	31.9	28.1	31.5	30	31.5
6 - 7	*	*	*	*	29.3	31.7	31.2	29.3	31.45	29.3
7 - 8	*	*	*	*	22.7	29.1	30.3	22.7	29.7	22.7
8 - 9	*	*	*	*	19.5	28.3	29.2	19.5	28.75	19.5
9 - 10	*	*	*	*	19.3	25.4	27.5	19.3	26.45	19.3
10 - 11	*	*	*	*	19.8	22.4	20.6	19.8	21.5	19.8
11 - 12	*	*	*	*	24	19.8	25.2	24	22.5	24
12 - 13	*	*	*	*	25	21	27.4	25	24.2	25
13 - 14	*	*	*	26.1	26.4	27	28.2	26.25	27.6	26.25
14 - 15	*	*	*	25.9	22.7	27.7	28.4	24.3	28.05	24.3
15 - 16	*	*	*	24.7	19.9	28.3	28.3	22.3	28.3	22.3
16 - 17	*	*	*	26.4	23.7	28.2	28.7	25.05	28.45	25.05
17 - 18	*	*	*	25.3	20.5	28.3	28.6	22.9	28.45	22.9
18 - 19	*	*	*	27.3	22.5	28.6	28.8	24.9	28.7	24.9
19 - 20	*	*	*	28.6	28.4	29.8	29.3	28.5	29.55	28.5
20 - 21	*	*	*	29.3	28.8	29.3	29.5	29.05	29.4	29.05
21 - 22	*	*	*	29.2	29	29.6	29.2	29.1	29.4	29.1
22 - 23	*	*	*	30	29.3	29.6	30	29.65	29.8	29.65
23 - 24	*	*	*	30	30	29.7	32.5	30	31.1	30
Totals	0	0	0	302.8	640.9	682	701.5			
% of Total	0%	0%	0%	13.01%	27.54%	29.31%	30.14%			

Incoming Direction Weekly EightyFifthSpeeds
Norwich Road

from Thu-Feb-07-2019-01-00-PM to Thu-Mar-07-2019-03-59-PM

	11/02/2019	to	17/02/2019							
	Monday	Tuesday	Wednesday	Thursday	Friday	Saturday	Sunday	Week	Weekend	Week Day 85%
Hour	11/02/2019	12/02/2019	13/02/2019	14/02/2019	15/02/2019	16/02/2019	17/02/2019	Day Avg	Avg	Avg Speed
0 - 1	30	30	30	29.5	32.5	30	29.9	30.4	29.95	30.4
1 - 2	26.7	30	30	30	30	35	33	29.34	34	29.34
2 - 3	30	30	29	32.5	27.5	29.2	36.7	29.8	32.95	29.8
3 - 4	31.7	30	31.2	32.5	32.5	32.5	40	31.58	36.25	31.58
4 - 5	33.5	29.7	32.5	29.6	31.7	31.2	33.8	31.4	32.5	31.4
5 - 6	29.9	29.5	30.7	31.8	29.8	30	29.8	30.34	29.9	30.34
6 - 7	29.1	28.1	28.6	28.9	29.4	29.9	29.6	28.82	29.75	28.82
7 - 8	21.7	23.2	21.5	24.2	23.4	28.5	29.9	22.8	29.2	22.8
8 - 9	19.3	19.4	21.6	24.9	22.8	26.2	29	21.6	27.6	21.6
9 - 10	18.9	22.2	22.7	22.8	21.8	21.8	27.8	21.68	24.8	21.68
10 - 11	19.3	24	24	25.2	24	21.8	25.2	23.3	23.5	23.3
11 - 12	25.1	25.2	26.6	24.8	24.8	24	25	25.3	24.5	25.3
12 - 13	25.2	26.8	26.1	28.4	26.3	24.6	26.4	26.56	25.5	26.56
13 - 14	27.2	26.9	27.2	27.9	27.8	26.4	27.7	27.4	27.05	27.4
14 - 15	27.1	26.4	25.2	25.7	27.3	26.5	28.4	26.34	27.45	26.34
15 - 16	20.6	21.3	23.7	23.8	25.9	28.3	28.2	23.06	28.25	23.06
16 - 17	24.4	24.4	24.1	22.4	24.4	28.1	28.5	23.94	28.3	23.94
17 - 18	24.4	24.6	24.2	24.4	26.6	28.5	28.3	24.84	28.4	24.84
18 - 19	27.8	26.5	26.7	27.8	26.7	28.7	29.2	27.1	28.95	27.1
19 - 20	28.3	28.4	28.1	28.2	28.4	29.3	29.2	28.28	29.25	28.28
20 - 21	28.4	29.3	29.4	29.2	29	29.2	29.2	29.06	29.2	29.06
21 - 22	29.4	29	29.6	29.4	29.1	29.9	29.4	29.3	29.65	29.3
22 - 23	29.3	30.5	29.4	29.5	29.5	29.3	29.7	29.64	29.5	29.64
23 - 24	32	33	29.3	29.4	29.9	29.6	31.7	30.72	30.65	30.72
Totals	639.3	648.4	651.4	662.8	661.1	678.5	715.6			
% of Total	13.73%	13.92%	13.99%	14.23%	14.2%	14.57%	15.37%			

Incoming Direction Weekly EightyFifthSpeeds
Norwich Road

from Thu-Feb-07-2019-01-00-PM to Thu-Mar-07-2019-03-59-PM

	18/02/2019	to	24/02/2019							
	Monday	Tuesday	Wednesday	Thursday	Friday	Saturday	Sunday	Week	Weekend	Week Day 85%
Hour	18/02/2019	19/02/2019	20/02/2019	21/02/2019	22/02/2019	23/02/2019	24/02/2019	Day Avg	Avg	Avg Speed
0 - 1	30	33.3	33.3	33.3	29.2	33.6	32.7	31.82	33.15	31.82
1 - 2	30	33.3	30	35	32.5	36	37	32.16	36.5	32.16
2 - 3	45	45	35	28	35	36.2	33.6	37.6	34.9	37.6
3 - 4	29.2	33.3	31.7	33.3	35	35	39.4	32.5	37.2	32.5
4 - 5	30	32.9	31.7	32	30	32.5	31.7	31.32	32.1	31.32
5 - 6	31.7	31.8	29.7	31.2	31.4	35	32.3	31.16	33.65	31.16
6 - 7	29	29.4	29.5	29.3	29.5	33.3	32.4	29.34	32.85	29.34
7 - 8	25.6	27.8	23.7	23.9	28.3	29.9	31.7	25.86	30.8	25.86
8 - 9	26.5	28.4	27.2	27.1	28.5	29.3	30	27.54	29.65	27.54
9 - 10	24.4	27.4	25.7	27	28.8	28.6	29.2	26.66	28.9	26.66
10 - 11	23.3	28	18.5	20.9	27.4	28.6	27.6	23.62	28.1	23.62
11 - 12	26	28.7	27.6	27.3	28.6	28.9	29	27.64	28.95	27.64
12 - 13	25.2	28.8	29.1	28.8	29.4	28.7	29.1	28.26	28.9	28.26
13 - 14	27.4	28.8	28.2	28.8	29.2	29	29.5	28.48	29.25	28.48
14 - 15	28.9	29	28.6	28.9	28.8	29.4	29.6	28.84	29.5	28.84
15 - 16	28.7	28.8	28.7	29	29.1	29.3	29.7	28.86	29.5	28.86
16 - 17	28.8	28.7	25.5	29.2	29.1	29.1	29.7	28.26	29.4	28.26
17 - 18	28.3	28.5	27.6	28.8	28.9	29.6	29.6	28.42	29.6	28.42
18 - 19	28.6	28.9	28.7	28.7	28.6	29.4	29.4	28.7	29.4	28.7
19 - 20	29.5	29.5	29.5	29.5	29.5	29.5	29.9	29.5	29.7	29.5
20 - 21	29.5	30.4	29.8	30.4	30.7	29.9	29.8	30.16	29.85	30.16
21 - 22	29.9	30.3	29.7	29.6	29.9	29.8	30	29.88	29.9	29.88
22 - 23	31.3	30.5	30.3	29.6	29.9	31.3	29.9	30.32	30.6	30.32
23 - 24	29.3	30	29.7	31.8	32	31.2	32.5	30.56	31.85	30.56
Totals	696.1	731.5	689	701.4	719.3	743.1	745.3			
% of Total	13.85%	14.56%	13.71%	13.96%	14.31%	14.79%	14.83%			

Incoming Direction Weekly EightyFifthSpeeds
Norwich Road

from Thu-Feb-07-2019-01-00-PM to Thu-Mar-07-2019-03-59-PM

	25/02/2019	to	03/03/2019							
	Monday	Tuesday	Wednesday	Thursday	Friday	Saturday	Sunday	Week	Weekend	Week Day 85%
Hour	25/02/2019	26/02/2019	27/02/2019	28/02/2019	01/03/2019	02/03/2019	03/03/2019	Day Avg	Avg	Avg Speed
0 - 1	35	32.5	29.4	31.7	33.6	32.5	33.7	32.44	33.1	32.44
1 - 2	27.5	32.5	32.5	32.5	32.5	35	35	31.5	35	31.5
2 - 3	35	30	28.8	30	28.3	36.7	35	30.42	35.85	30.42
3 - 4	32.5	35	30	34.2	34	35	33.8	33.14	34.4	33.14
4 - 5	33.6	31	30	30.7	33.8	33.3	33.3	31.82	33.3	31.82
5 - 6	31	29.4	30.6	32.3	31	33.8	34.2	30.86	34	30.86
6 - 7	29.4	29.4	29.4	29.6	29.7	32.3	31.9	29.5	32.1	29.5
7 - 8	24.3	24	23.5	27.1	22.6	29.8	32.2	24.3	31	24.3
8 - 9	26.8	26.8	25.6	28.2	26.4	29.3	31.5	26.76	30.4	26.76
9 - 10	28.1	28.4	28.2	28.5	27.6	28.2	29.7	28.16	28.95	28.16
10 - 11	28.7	28.8	28.5	29	28.2	28.6	29.1	28.64	28.85	28.64
11 - 12	29	29.1	28.7	28.6	29.1	27.9	29.1	28.9	28.5	28.9
12 - 13	29	29.1	29.2	29.1	29.1	28.4	29.5	29.1	28.95	29.1
13 - 14	29.2	29	28.6	28.9	29.1	29.3	29.1	28.96	29.2	28.96
14 - 15	28.6	29.2	28.9	29	28.5	29.3	29.5	28.84	29.4	28.84
15 - 16	27.9	28.2	28.1	28.5	27.6	29.5	29.6	28.06	29.55	28.06
16 - 17	28.2	28.1	28.6	28.5	28	29.4	29.9	28.28	29.65	28.28
17 - 18	28.5	28.4	28.7	28.1	27.1	29.2	30.1	28.16	29.65	28.16
18 - 19	29	28.8	28.9	28.7	29.2	29.3	29.6	28.92	29.45	28.92
19 - 20	29.1	29.4	29.2	29.2	29.8	29.8	29.5	29.34	29.65	29.34
20 - 21	29.8	29.5	30.9	30.2	29.9	30.2	29.7	30.06	29.95	30.06
21 - 22	29.9	29.6	29.8	30.6	29.7	29.9	31.2	29.92	30.55	29.92
22 - 23	30.6	29.7	29.6	30.5	29.7	29.8	32.9	30.02	31.35	30.02
23 - 24	32.5	30	31.9	29.5	32.6	30	32	31.3	31	31.3
Totals	713.2	705.9	697.6	713.2	707.1	736.5	751.1			
% of Total	14.19%	14.05%	13.88%	14.19%	14.07%	14.66%	14.95%			

Incoming Direction Weekly EightyFifthSpeeds
Norwich Road

from Thu-Feb-07-2019-01-00-PM to Thu-Mar-07-2019-03-59-PM

	04/03/2019	to	10/03/2019							
	Monday	Tuesday	Wednesday	Thursday	Friday	Saturday	Sunday	Week	Weekend	Week Day 85%
Hour	04/03/2019	05/03/2019	06/03/2019	07/03/2019	08/03/2019	09/03/2019	10/03/2019	Day Avg	Avg	Avg Speed
0 - 1	40	31.7	13.8	30	*	*	*	28.88	0	28.88
1 - 2	31.7	32.5	9.8	33.1	*	*	*	26.78	0	26.78
2 - 3	40	33.3	11.4	30	*	*	*	28.68	0	28.68
3 - 4	32.5	29.5	11.2	30	*	*	*	25.8	0	25.8
4 - 5	32.1	30	14.6	33.2	*	*	*	27.48	0	27.48
5 - 6	29.9	32	29	30	*	*	*	30.22	0	30.22
6 - 7	29.4	29.5	29	29.4	*	*	*	29.33	0	29.33
7 - 8	27.8	24.6	23.9	26.1	*	*	*	25.6	0	25.6
8 - 9	21.5	21	20.9	28	*	*	*	22.85	0	22.85
9 - 10	28.5	20.9	24.8	28.2	*	*	*	25.6	0	25.6
10 - 11	28.5	28.9	28.9	29	*	*	*	28.82	0	28.82
11 - 12	29.3	29.2	28.9	29	*	*	*	29.1	0	29.1
12 - 13	29.5	29.5	29.2	28.9	*	*	*	29.28	0	29.28
13 - 14	29.1	29.3	29	29.2	*	*	*	29.15	0	29.15
14 - 15	28.7	28.9	28.7	28.6	*	*	*	28.72	0	28.72
15 - 16	26.9	26.5	27.2	26.9	*	*	*	26.88	0	26.88
16 - 17	28.1	26.8	27.9	*	*	*	*	27.6	0	27.6
17 - 18	28.6	28.6	28.5	*	*	*	*	28.57	0	28.57
18 - 19	28.9	28.8	28.7	*	*	*	*	28.8	0	28.8
19 - 20	29	29.4	29.2	*	*	*	*	29.2	0	29.2
20 - 21	31	31	29.6	*	*	*	*	30.53	0	30.53
21 - 22	29.9	29.7	29.8	*	*	*	*	29.8	0	29.8
22 - 23	29.9	30	29.8	*	*	*	*	29.9	0	29.9
23 - 24	30	28.9	31.4	*	*	*	*	30.1	0	30.1
Totals	720.8	690.5	595.2	469.6	0	0	0			
% of Total	29.11%	27.89%	24.04%	18.97%	0%	0%	0%			

Incoming Direction Monthly EightyFifthSpeeds
Norwich Road

from Thu-Feb-07-2019-01-00-PM to Thu-Mar-07-2019-03-59-PM

Hour	Feb 2019							Week Day Avg	Weekend Avg	Week Day 85% Avg Speed
	Monday	Tuesday	Wednesday	Thursday	Friday	Saturday	Sunday			
0 - 1	33.3	32.9	32.5	31.2	31.5	32	31.4	32.28	31.7	32.28
1 - 2	29	33	31.2	34	34.3	33.8	33.8	32.3	33.8	32.3
2 - 3	33.8	30	30	29.5	35	34.6	35	31.66	34.8	31.66
3 - 4	30.6	32.9	31.9	33.6	33.6	33.3	38	32.52	35.65	32.52
4 - 5	32.9	31.7	30.8	30.8	31.6	31.7	31.9	31.56	31.8	31.56
5 - 6	31	29.7	30	31.9	31	32.5	30.2	30.72	31.35	30.72
6 - 7	29.2	29.1	29.2	29.3	29.4	31.9	31.2	29.24	31.55	29.24
7 - 8	24.3	25.5	23.2	25.3	26.1	29.3	30.6	24.88	29.95	24.88
8 - 9	25.3	27	25.6	27.3	26	28.5	29.5	26.24	29	26.24
9 - 10	25.8	27.3	26.6	27.1	26.8	27	28.5	26.72	27.75	26.72
10 - 11	26.4	27.9	26	25.9	24.8	26.5	25.2	26.2	25.85	26.2
11 - 12	27.7	28.5	28	27.9	27	26.9	27.8	27.82	27.35	27.82
12 - 13	27.6	28.6	28.7	28.9	28.1	27	28.3	28.38	27.65	28.38
13 - 14	28.3	28.6	28.2	28.6	28.4	28.2	28.8	28.42	28.5	28.42
14 - 15	28.4	28.7	28.3	28.2	27.6	28.4	28.9	28.24	28.65	28.24
15 - 16	27.5	27.9	27.9	27.8	27.4	28.8	28.9	27.7	28.85	27.7
16 - 17	28	27.8	27.1	28	27.4	28.6	29.1	27.66	28.85	27.66
17 - 18	27.9	27.9	27.8	27.6	27.5	28.9	29	27.74	28.95	27.74
18 - 19	28.6	28.6	28.4	28.3	27.2	29	29.2	28.22	29.1	28.22
19 - 20	29.1	29.2	29	29	28.9	29.5	29.5	29.04	29.5	29.04
20 - 21	29.3	29.6	29.8	29.7	29.3	29.5	29.5	29.54	29.5	29.54
21 - 22	29.7	29.6	29.7	29.6	29.4	29.8	29.6	29.6	29.7	29.6
22 - 23	30.2	30	29.7	29.8	29.5	29.7	29.8	29.84	29.75	29.84
23 - 24	31.4	31.1	29.9	29.9	30.5	29.9	31.8	30.56	30.85	30.56

Incoming Direction Monthly EightyFifthSpeeds
Norwich Road

from Thu-Feb-07-2019-01-00-PM to Thu-Mar-07-2019-03-59-PM

Hour	Mar 2019							Week Day Avg	Weekend Avg	Week Day 85% Avg Speed
	Monday	Tuesday	Wednesday	Thursday	Friday	Saturday	Sunday			
0 - 1	40	31.7	13.8	30	33.6	32.5	33.7	29.82	33.1	29.82
1 - 2	31.7	32.5	9.8	33.1	32.5	35	35	27.92	35	27.92
2 - 3	40	33.3	11.4	30	28.3	36.7	35	28.6	35.85	28.6
3 - 4	32.5	29.5	11.2	30	34	35	33.8	27.44	34.4	27.44
4 - 5	32.1	30	14.6	33.2	33.8	33.3	33.3	28.74	33.3	28.74
5 - 6	29.9	32	29	30	31	33.8	34.2	30.38	34	30.38
6 - 7	29.4	29.5	29	29.4	29.7	32.3	31.9	29.4	32.1	29.4
7 - 8	27.8	24.6	23.9	26.1	22.6	29.8	32.2	25	31	25
8 - 9	21.5	21	20.9	28	26.4	29.3	31.5	23.56	30.4	23.56
9 - 10	28.5	20.9	24.8	28.2	27.6	28.2	29.7	26	28.95	26
10 - 11	28.5	28.9	28.9	29	28.2	28.6	29.1	28.7	28.85	28.7
11 - 12	29.3	29.2	28.9	29	29.1	27.9	29.1	29.1	28.5	29.1
12 - 13	29.5	29.5	29.2	28.9	29.1	28.4	29.5	29.24	28.95	29.24
13 - 14	29.1	29.3	29	29.2	29.1	29.3	29.1	29.14	29.2	29.14
14 - 15	28.7	28.9	28.7	28.6	28.5	29.3	29.5	28.68	29.4	28.68
15 - 16	26.9	26.5	27.2	26.9	27.6	29.5	29.6	27.02	29.55	27.02
16 - 17	28.1	26.8	27.9	*	28	29.4	29.9	27.7	29.65	27.7
17 - 18	28.6	28.6	28.5	*	27.1	29.2	30.1	28.2	29.65	28.2
18 - 19	28.9	28.8	28.7	*	29.2	29.3	29.6	28.9	29.45	28.9
19 - 20	29	29.4	29.2	*	29.8	29.8	29.5	29.35	29.65	29.35
20 - 21	31	31	29.6	*	29.9	30.2	29.7	30.38	29.95	30.38
21 - 22	29.9	29.7	29.8	*	29.7	29.9	31.2	29.78	30.55	29.78
22 - 23	29.9	30	29.8	*	29.7	29.8	32.9	29.85	31.35	29.85
23 - 24	30	28.9	31.4	*	32.6	30	32	30.72	31	30.72

Starting Hour	Count	Average Speed of all Traffic	Violator Counts	Average Speed of Violators
00:00:00	0	N/A	N/A	N/A
01:00:00	0	N/A	N/A	N/A
02:00:00	0	N/A	N/A	N/A
03:00:00	0	N/A	N/A	N/A
04:00:00	0	N/A	N/A	N/A
05:00:00	0	N/A	N/A	N/A
06:00:00	0	N/A	N/A	N/A
07:00:00	0	N/A	N/A	N/A
08:00:00	0	N/A	N/A	N/A
09:00:00	0	N/A	N/A	N/A
10:00:00	0	N/A	N/A	N/A
11:00:00	0	N/A	N/A	N/A
12:00:00	0	N/A	N/A	N/A
13:00:00	50	4.9	2	35.0
14:00:00	484	2.3	6	34.2
15:00:00	532	2.1	4	33.8
16:00:00	523	2.1	6	32.5
17:00:00	511	2.2	7	32.5
18:00:00	484	2.4	7	32.5
19:00:00	272	4.0	10	32.5
20:00:00	159	6.7	12	33.8
21:00:00	140	7.1	11	33.4
22:00:00	113	7.7	15	33.8
23:00:00	31	16.9	4	37.5
00:00:00	22	22.4	6	36.7
01:00:00	24	24.6	7	38.9
02:00:00	5	28.5	2	35.0
03:00:00	14	23.9	3	34.2
04:00:00	33	15.9	9	33.1
05:00:00	98	9.7	24	33.1
06:00:00	329	3.6	30	33.5
07:00:00	629	1.4	3	32.5
08:00:00	451	1.7	0	0.0
09:00:00	504	1.4	0	0.0
10:00:00	428	1.8	0	0.0
11:00:00	503	1.8	3	32.5
12:00:00	449	2.6	6	33.3
13:00:00	436	2.7	7	32.5
14:00:00	387	2.3	2	32.5
15:00:00	431	1.7	0	0.0
16:00:00	425	2.3	1	32.5
17:00:00	418	2.1	2	32.5
18:00:00	405	2.0	1	32.5
19:00:00	372	3.7	20	33.5
20:00:00	206	5.0	11	32.5
21:00:00	138	7.6	8	33.8
22:00:00	133	7.3	10	34.0
23:00:00	77	11.8	11	33.0
00:00:00	54	12.8	5	33.5
01:00:00	35	17.5	12	33.8
02:00:00	19	24.2	7	33.9

Starting Hour	Count	Average Speed of all Traffic	Violator Counts	Average Speed of Violators
03:00:00	5	28.5	1	32.5
04:00:00	25	17.6	4	33.8
05:00:00	36	18.8	9	33.1
06:00:00	118	9.2	26	34.0
07:00:00	283	3.9	19	32.8
08:00:00	494	2.8	31	32.8
09:00:00	565	2.1	6	33.3
10:00:00	524	1.6	2	32.5
11:00:00	479	1.6	0	0.0
12:00:00	516	1.6	0	0.0
13:00:00	460	2.5	7	32.5
14:00:00	483	2.7	15	32.5
15:00:00	408	3.2	16	33.4
16:00:00	407	3.1	13	33.3
17:00:00	413	3.1	14	33.6
18:00:00	395	3.0	16	32.5
19:00:00	260	4.8	30	33.5
20:00:00	186	6.2	21	34.6
21:00:00	175	5.8	18	33.3
22:00:00	122	8.0	14	33.6
23:00:00	90	9.3	11	33.4
00:00:00	76	12.4	14	35.0
01:00:00	36	16.9	8	33.1
02:00:00	39	20.7	16	34.7
03:00:00	18	22.9	4	33.8
04:00:00	9	21.4	1	32.5
05:00:00	78	7.4	8	35.0
06:00:00	95	10.2	17	34.6
07:00:00	128	8.3	22	33.6
08:00:00	197	5.5	17	34.3
09:00:00	502	2.4	8	33.8
10:00:00	567	1.6	3	32.5
11:00:00	499	2.1	2	32.5
12:00:00	499	2.6	15	32.5
13:00:00	401	2.8	15	32.5
14:00:00	407	3.0	13	32.9
15:00:00	356	3.4	14	33.2
16:00:00	324	3.5	15	33.2
17:00:00	319	3.7	17	33.1
18:00:00	304	3.6	12	33.8
19:00:00	207	5.7	18	33.1
20:00:00	151	6.5	13	33.3
21:00:00	87	9.0	7	32.5
22:00:00	60	11.9	6	37.5
23:00:00	30	18.7	7	33.9
00:00:00	11	25.0	2	35.0
01:00:00	11	15.7	0	0.0
02:00:00	10	20.5	2	32.5
03:00:00	14	21.3	2	32.5
04:00:00	39	18.0	14	33.6
05:00:00	98	10.2	16	33.8

Starting Hour	Count	Average Speed of all Traffic	Violator Counts	Average Speed of Violators
06:00:00	342	3.5	33	32.5
07:00:00	495	1.8	2	32.5
08:00:00	435	1.6	0	0.0
09:00:00	425	1.6	0	0.0
10:00:00	416	1.7	1	32.5
11:00:00	421	2.6	2	32.5
12:00:00	427	2.6	4	33.8
13:00:00	438	2.7	9	32.5
14:00:00	441	2.8	6	33.3
15:00:00	402	2.2	1	37.5
16:00:00	428	2.6	5	35.5
17:00:00	442	2.5	4	33.8
18:00:00	386	3.1	9	34.2
19:00:00	246	4.8	13	33.3
20:00:00	170	5.5	4	35.0
21:00:00	144	7.3	12	33.8
22:00:00	61	10.5	5	33.5
23:00:00	26	16.9	5	32.5
00:00:00	19	20.3	3	34.2
01:00:00	14	24.1	2	55.0
02:00:00	8	26.9	1	32.5
03:00:00	12	19.4	2	32.5
04:00:00	24	15.6	3	37.5
05:00:00	104	9.2	12	34.6
06:00:00	347	3.3	13	34.0
07:00:00	489	1.8	1	37.5
08:00:00	382	1.7	0	0.0
09:00:00	432	2.1	1	32.5
10:00:00	451	2.2	5	33.5
11:00:00	434	2.4	4	32.5
12:00:00	422	2.7	6	32.5
13:00:00	424	3.2	20	34.0
14:00:00	428	2.7	4	33.8
15:00:00	401	2.0	1	32.5
16:00:00	472	2.4	4	33.8
17:00:00	454	2.5	5	33.5
18:00:00	403	2.8	12	32.5
19:00:00	329	3.3	7	32.5
20:00:00	180	6.4	15	33.5
21:00:00	141	6.6	11	32.5
22:00:00	69	12.0	8	32.5
23:00:00	31	19.9	10	34.5
00:00:00	11	26.1	2	35.0
01:00:00	13	18.7	2	32.5
02:00:00	11	19.8	1	32.5
03:00:00	17	21.3	4	32.5
04:00:00	29	19.9	5	35.5
05:00:00	113	9.7	19	33.8
06:00:00	351	3.7	24	34.0
07:00:00	517	1.7	1	32.5
08:00:00	444	1.9	1	32.5

Starting Hour	Count	Average Speed of all Traffic	Violator Counts	Average Speed of Violators
09:00:00	502	1.8	2	32.5
10:00:00	502	2.1	3	32.5
11:00:00	463	2.7	8	32.5
12:00:00	435	2.7	9	32.5
13:00:00	442	2.6	5	32.5
14:00:00	457	2.6	8	32.5
15:00:00	397	2.3	1	32.5
16:00:00	461	2.4	2	35.0
17:00:00	409	2.7	4	33.8
18:00:00	407	3.1	8	32.5
19:00:00	342	3.6	11	33.9
20:00:00	157	5.9	12	32.5
21:00:00	101	9.4	13	33.3
22:00:00	116	8.3	11	33.4
23:00:00	30	18.7	2	32.5
00:00:00	28	16.8	3	32.5
01:00:00	14	18.6	1	42.5
02:00:00	10	22.0	3	32.5
03:00:00	5	17.5	1	32.5
04:00:00	23	19.9	3	35.8
05:00:00	95	10.3	22	33.2
06:00:00	315	4.0	25	32.9
07:00:00	575	2.1	10	33.0
08:00:00	587	1.8	10	32.5
09:00:00	480	1.8	0	0.0
10:00:00	419	2.3	3	34.2
11:00:00	165	2.5	2	32.5
12:00:00	445	3.1	27	33.4
13:00:00	453	3.0	17	33.1
14:00:00	461	2.5	7	32.5
15:00:00	428	2.3	1	37.5
16:00:00	407	2.2	1	32.5
17:00:00	476	2.1	2	32.5
18:00:00	419	2.8	12	32.9
19:00:00	320	3.5	11	33.0
20:00:00	160	5.9	9	32.5
21:00:00	120	8.3	11	33.9
22:00:00	87	9.1	7	33.2
23:00:00	38	15.4	4	32.5
00:00:00	26	21.3	6	35.0
01:00:00	15	20.3	2	32.5
02:00:00	4	23.8	0	0.0
03:00:00	11	25.5	2	37.5
04:00:00	33	15.1	7	32.5
05:00:00	106	9.1	16	35.0
06:00:00	302	3.7	29	32.8
07:00:00	506	2.3	5	36.5
08:00:00	468	1.8	1	32.5
09:00:00	445	1.7	0	0.0
10:00:00	504	2.1	3	32.5
11:00:00	473	2.3	2	32.5

Starting Hour	Count	Average Speed of all Traffic	Violator Counts	Average Speed of Violators
12:00:00	495	2.5	9	33.1
13:00:00	478	2.8	15	34.8
14:00:00	450	2.9	16	33.1
15:00:00	531	2.3	12	33.8
16:00:00	460	2.4	7	35.4
17:00:00	469	2.6	10	33.5
18:00:00	421	2.8	9	33.1
19:00:00	296	3.8	9	33.6
20:00:00	178	4.9	7	32.5
21:00:00	165	5.8	11	33.4
22:00:00	104	8.5	8	35.0
23:00:00	94	8.8	12	32.9
00:00:00	35	18.4	6	34.2
01:00:00	24	21.9	7	35.4
02:00:00	12	21.3	1	32.5
03:00:00	8	24.7	2	32.5
04:00:00	17	17.5	4	32.5
05:00:00	50	13.7	8	33.8
06:00:00	133	7.5	17	33.7
07:00:00	306	4.0	18	33.3
08:00:00	472	2.6	11	33.0
09:00:00	440	2.2	3	32.5
10:00:00	494	1.8	1	32.5
11:00:00	428	1.9	0	0.0
12:00:00	461	2.5	7	33.2
13:00:00	483	2.4	10	33.0
14:00:00	465	2.7	12	33.3
15:00:00	373	3.1	13	32.9
16:00:00	397	3.1	12	34.2
17:00:00	374	3.5	12	33.8
18:00:00	340	3.7	16	33.1
19:00:00	255	4.5	20	33.3
20:00:00	132	6.8	7	33.2
21:00:00	129	8.3	15	34.2
22:00:00	128	7.6	12	35.0
23:00:00	97	9.1	11	33.4
00:00:00	84	11.0	10	32.5
01:00:00	21	23.5	7	33.2
02:00:00	20	21.1	7	34.6
03:00:00	11	25.7	5	39.5
04:00:00	17	22.8	6	35.0
05:00:00	35	17.0	4	35.0
06:00:00	94	11.1	11	35.7
07:00:00	112	8.8	13	33.3
08:00:00	225	5.1	19	32.8
09:00:00	412	2.9	13	33.3
10:00:00	600	1.9	5	32.5
11:00:00	497	2.3	7	33.2
12:00:00	486	2.4	9	33.1
13:00:00	457	2.6	16	32.5
14:00:00	411	3.0	12	33.8

Starting Hour	Count	Average Speed of all Traffic	Violator Counts	Average Speed of Violators
15:00:00	398	3.0	14	32.9
16:00:00	358	3.3	13	32.5
17:00:00	335	2.9	6	33.3
18:00:00	262	4.1	20	32.5
19:00:00	197	5.6	12	34.2
20:00:00	153	6.3	11	32.5
21:00:00	99	8.6	8	33.8
22:00:00	81	11.4	9	36.9
23:00:00	28	16.7	5	34.5
00:00:00	8	26.3	1	37.5
01:00:00	9	23.9	1	32.5
02:00:00	2	35.0	1	42.5
03:00:00	21	17.5	1	32.5
04:00:00	40	15.2	6	35.0
05:00:00	110	9.4	25	33.5
06:00:00	323	4.0	25	33.1
07:00:00	651	1.9	16	32.8
08:00:00	535	2.2	9	34.2
09:00:00	540	1.9	2	32.5
10:00:00	509	1.9	3	32.5
11:00:00	490	2.5	9	32.5
12:00:00	464	2.4	6	33.3
13:00:00	436	2.7	14	33.2
14:00:00	456	2.6	21	32.7
15:00:00	507	2.5	20	33.8
16:00:00	512	2.5	26	33.7
17:00:00	455	2.2	7	32.5
18:00:00	394	2.7	10	33.5
19:00:00	245	4.6	22	33.0
20:00:00	186	5.8	18	32.8
21:00:00	109	8.0	14	32.9
22:00:00	100	10.4	20	34.0
23:00:00	29	18.0	2	50.0
00:00:00	13	25.8	4	33.8
01:00:00	15	20.5	3	34.2
02:00:00	4	30.0	2	37.5
03:00:00	9	26.1	3	34.2
04:00:00	33	21.4	10	34.0
05:00:00	94	9.8	19	33.6
06:00:00	317	3.9	34	33.1
07:00:00	800	1.7	17	34.3
08:00:00	672	1.8	24	32.7
09:00:00	607	1.8	12	32.5
10:00:00	578	1.9	8	33.1
11:00:00	581	1.9	14	32.9
12:00:00	503	2.2	18	32.5
13:00:00	551	2.1	22	32.5
14:00:00	461	2.6	20	32.8
15:00:00	473	2.3	13	32.9
16:00:00	537	2.2	28	32.5
17:00:00	528	2.5	22	33.2

Starting Hour	Count	Average Speed of all Traffic	Violator Counts	Average Speed of Violators
18:00:00	410	2.7	19	32.5
19:00:00	304	3.7	26	32.5
20:00:00	193	5.4	29	32.7
21:00:00	135	8.2	21	33.2
22:00:00	82	9.5	14	34.3
23:00:00	41	13.0	5	32.5
00:00:00	26	18.1	7	34.6
01:00:00	9	25.6	3	39.2
02:00:00	2	30.0	1	32.5
03:00:00	11	17.0	3	32.5
04:00:00	30	16.2	7	33.2
05:00:00	103	7.9	12	32.9
06:00:00	343	3.7	34	33.4
07:00:00	666	1.7	5	33.5
08:00:00	688	1.7	8	32.5
09:00:00	540	2.0	8	33.1
10:00:00	460	1.7	1	32.5
11:00:00	489	2.3	8	32.5
12:00:00	520	2.5	33	33.0
13:00:00	524	2.2	16	33.1
14:00:00	477	2.5	17	32.5
15:00:00	587	2.0	19	33.3
16:00:00	480	2.3	4	32.5
17:00:00	573	2.1	20	32.8
18:00:00	461	2.8	18	33.3
19:00:00	297	4.2	25	33.1
20:00:00	187	6.1	26	33.1
21:00:00	155	7.5	18	34.4
22:00:00	97	7.8	14	33.2
23:00:00	50	13.2	7	33.9
00:00:00	20	21.1	5	34.5
01:00:00	13	22.3	4	37.5
02:00:00	11	20.2	0	0.0
03:00:00	11	27.3	3	39.2
04:00:00	34	18.8	7	35.4
05:00:00	108	8.5	21	33.2
06:00:00	329	3.4	23	33.6
07:00:00	631	1.4	7	32.5
08:00:00	636	1.6	9	32.5
09:00:00	520	1.8	9	33.6
10:00:00	454	1.6	0	0.0
11:00:00	330	2.3	3	32.5
12:00:00	551	2.1	24	32.5
13:00:00	483	2.3	23	32.7
14:00:00	457	2.8	25	33.1
15:00:00	515	2.4	33	33.0
16:00:00	589	2.3	42	33.1
17:00:00	508	2.4	20	33.0
18:00:00	470	2.3	13	32.5
19:00:00	314	3.9	27	33.2
20:00:00	174	6.3	29	33.0

Starting Hour	Count	Average Speed of all Traffic	Violator Counts	Average Speed of Violators
21:00:00	185	6.2	19	33.8
22:00:00	124	7.2	13	33.7
23:00:00	58	12.8	12	32.9
00:00:00	41	11.1	4	33.8
01:00:00	16	24.7	4	35.0
02:00:00	8	24.7	2	35.0
03:00:00	10	31.5	4	38.8
04:00:00	24	18.3	4	35.0
05:00:00	112	8.8	20	34.3
06:00:00	304	4.2	34	33.2
07:00:00	679	1.9	19	33.0
08:00:00	641	2.3	27	33.4
09:00:00	630	1.7	14	33.2
10:00:00	604	1.8	14	33.2
11:00:00	574	2.0	16	32.8
12:00:00	534	2.4	43	32.7
13:00:00	506	2.4	38	33.0
14:00:00	548	2.1	23	32.9
15:00:00	546	2.2	35	32.5
16:00:00	497	2.3	29	32.5
17:00:00	573	2.3	33	32.8
18:00:00	474	2.5	15	33.8
19:00:00	329	3.8	28	33.6
20:00:00	167	6.6	26	32.9
21:00:00	161	7.6	22	33.4
22:00:00	124	8.7	19	33.8
23:00:00	65	11.2	13	33.7
00:00:00	42	20.1	12	34.6
01:00:00	30	21.7	13	34.4
02:00:00	22	25.8	10	35.5
03:00:00	15	19.0	4	33.8
04:00:00	21	21.7	6	35.8
05:00:00	40	18.4	14	35.7
06:00:00	108	10.6	29	34.1
07:00:00	270	3.9	43	32.6
08:00:00	474	2.5	36	32.8
09:00:00	617	2.0	18	33.1
10:00:00	672	1.8	22	32.7
11:00:00	613	1.9	33	32.7
12:00:00	601	1.9	22	32.7
13:00:00	631	1.8	27	32.9
14:00:00	506	2.6	45	32.8
15:00:00	416	3.0	31	33.0
16:00:00	459	2.7	25	32.5
17:00:00	388	2.9	40	32.5
18:00:00	368	3.0	36	32.5
19:00:00	296	3.6	24	32.7
20:00:00	168	6.3	25	33.5
21:00:00	140	7.3	18	33.6
22:00:00	108	9.8	17	34.9
23:00:00	92	9.9	17	33.4

Starting Hour	Count	Average Speed of all Traffic	Violator Counts	Average Speed of Violators
00:00:00	52	13.4	13	33.3
01:00:00	50	17.1	16	37.5
02:00:00	33	15.9	10	34.5
03:00:00	24	21.8	12	38.3
04:00:00	17	19.0	4	33.8
05:00:00	49	14.6	12	34.2
06:00:00	86	11.1	21	33.7
07:00:00	124	8.8	27	33.1
08:00:00	224	4.8	37	33.0
09:00:00	477	2.5	30	32.8
10:00:00	561	1.9	15	33.5
11:00:00	585	2.1	23	32.7
12:00:00	517	2.5	31	33.1
13:00:00	478	2.3	44	32.5
14:00:00	442	2.7	37	32.6
15:00:00	347	3.3	39	32.9
16:00:00	420	3.3	50	33.2
17:00:00	331	3.6	33	33.0
18:00:00	302	3.8	29	32.8
19:00:00	215	5.4	27	33.2
20:00:00	153	6.9	20	33.5
21:00:00	107	10.0	17	34.6
22:00:00	59	10.2	7	33.2
23:00:00	25	18.7	5	33.5
00:00:00	9	25.8	2	40.0
01:00:00	6	22.1	1	32.5
02:00:00	5	30.5	3	34.2
03:00:00	13	14.8	4	32.5
04:00:00	42	17.2	11	34.8
05:00:00	113	7.9	21	33.2
06:00:00	363	3.4	26	32.7
07:00:00	631	1.6	11	32.5
08:00:00	684	1.5	12	33.3
09:00:00	614	2.0	20	32.8
10:00:00	586	2.1	25	32.9
11:00:00	489	2.4	24	32.7
12:00:00	468	2.8	22	33.4
13:00:00	416	2.8	27	32.5
14:00:00	487	2.3	16	32.5
15:00:00	533	2.0	8	32.5
16:00:00	591	2.0	19	32.8
17:00:00	574	1.9	16	32.5
18:00:00	407	2.8	22	33.2
19:00:00	298	3.4	18	32.8
20:00:00	162	8.2	21	35.8
21:00:00	126	7.8	16	32.8
22:00:00	73	10.9	13	33.3
23:00:00	35	16.0	9	33.6
00:00:00	19	20.1	4	36.3
01:00:00	11	21.8	3	35.8
02:00:00	9	24.4	1	37.5

Starting Hour	Count	Average Speed of all Traffic	Violator Counts	Average Speed of Violators
03:00:00	9	27.8	3	37.5
04:00:00	31	14.4	5	33.5
05:00:00	145	6.8	13	32.9
06:00:00	362	2.9	29	32.5
07:00:00	767	1.5	9	33.1
08:00:00	754	1.7	14	32.9
09:00:00	699	1.8	21	32.7
10:00:00	544	2.0	22	32.7
11:00:00	515	2.4	33	33.0
12:00:00	467	2.2	19	33.0
13:00:00	466	2.8	33	33.0
14:00:00	501	2.3	35	32.6
15:00:00	551	1.9	17	32.5
16:00:00	567	2.1	15	32.8
17:00:00	578	2.2	21	33.2
18:00:00	490	2.4	25	33.3
19:00:00	317	3.5	22	33.2
20:00:00	168	6.2	15	33.2
21:00:00	166	7.1	16	34.7
22:00:00	80	9.7	11	33.0
23:00:00	29	17.8	5	33.5
00:00:00	17	18.5	2	35.0
01:00:00	10	23.5	3	35.8
02:00:00	13	19.6	1	32.5
03:00:00	11	22.5	2	55.0
04:00:00	33	15.7	6	34.2
05:00:00	130	7.8	21	33.9
06:00:00	344	3.7	34	33.1
07:00:00	657	1.4	3	32.5
08:00:00	699	1.6	10	33.0
09:00:00	660	1.5	9	32.5
10:00:00	557	2.1	18	32.8
11:00:00	544	2.2	20	32.8
12:00:00	458	2.7	29	33.0
13:00:00	462	2.4	18	33.1
14:00:00	517	2.3	25	33.3
15:00:00	595	1.8	17	32.8
16:00:00	584	2.1	25	32.7
17:00:00	555	2.1	15	32.5
18:00:00	479	2.5	21	33.2
19:00:00	338	3.5	25	32.9
20:00:00	159	7.0	27	33.4
21:00:00	139	7.1	16	34.1
22:00:00	88	9.5	11	33.9
23:00:00	44	16.3	9	33.1
00:00:00	27	18.5	6	32.5
01:00:00	6	23.8	2	32.5
02:00:00	5	31.5	1	52.5
03:00:00	16	24.8	8	35.0
04:00:00	47	15.6	8	33.1
05:00:00	117	9.2	30	33.7

Starting Hour	Count	Average Speed of all Traffic	Violator Counts	Average Speed of Violators
06:00:00	381	3.2	35	33.2
07:00:00	843	1.4	26	32.7
08:00:00	809	1.6	20	33.0
09:00:00	667	1.8	31	32.7
10:00:00	242	2.0	10	32.5
11:00:00	418	2.2	10	34.0
12:00:00	522	2.2	30	32.5
13:00:00	488	2.6	27	32.9
14:00:00	508	2.3	23	32.5
15:00:00	539	2.2	24	33.3
16:00:00	600	1.9	20	33.3
17:00:00	556	2.2	15	32.8
18:00:00	486	2.3	23	32.7
19:00:00	309	3.7	19	33.0
20:00:00	178	6.6	29	33.5
21:00:00	161	6.4	25	33.1
22:00:00	96	9.2	15	33.5
23:00:00	35	15.8	4	32.5
00:00:00	19	19.6	7	33.9
01:00:00	7	27.5	2	32.5
02:00:00	10	22.3	1	32.5
03:00:00	9	27.2	5	32.5
04:00:00	28	18.8	10	35.0
05:00:00	110	9.8	20	34.0
06:00:00	331	3.5	40	33.0
07:00:00	516	1.7	10	33.5
08:00:00	744	1.4	12	32.5
09:00:00	680	1.6	14	32.5
10:00:00	586	2.0	14	32.9
11:00:00	509	2.2	27	32.9
12:00:00	554	2.3	35	32.8
13:00:00	563	2.1	33	32.7
14:00:00	585	1.9	19	32.5
15:00:00	572	1.8	4	32.5
16:00:00	573	1.9	11	32.5
17:00:00	503	2.2	14	32.9
18:00:00	484	2.4	30	32.8
19:00:00	340	4.1	38	33.9
20:00:00	170	6.4	24	33.5
21:00:00	161	6.4	21	33.7
22:00:00	131	7.2	14	33.2
23:00:00	101	10.2	24	34.2
00:00:00	37	16.4	6	33.3
01:00:00	20	22.9	8	35.0
02:00:00	13	28.5	7	34.6
03:00:00	11	27.0	6	36.7
04:00:00	28	20.0	6	35.8
05:00:00	27	20.2	14	33.6
06:00:00	134	8.8	32	33.4
07:00:00	272	4.1	37	32.9
08:00:00	491	2.2	35	32.6

Starting Hour	Count	Average Speed of all Traffic	Violator Counts	Average Speed of Violators
09:00:00	631	1.8	17	33.1
10:00:00	653	1.9	25	32.9
11:00:00	685	1.8	16	33.4
12:00:00	608	1.9	22	32.5
13:00:00	555	2.2	42	32.9
14:00:00	516	2.5	39	32.9
15:00:00	448	2.5	39	32.6
16:00:00	449	2.8	40	32.8
17:00:00	427	2.8	26	33.5
18:00:00	395	2.9	25	33.3
19:00:00	300	4.2	38	33.3
20:00:00	181	6.3	29	34.2
21:00:00	139	6.9	18	33.9
22:00:00	112	8.1	14	33.6
23:00:00	109	8.2	12	32.9
00:00:00	60	14.2	23	33.4
01:00:00	34	21.6	14	35.7
02:00:00	24	20.4	7	36.8
03:00:00	20	24.6	8	35.6
04:00:00	20	19.8	4	35.0
05:00:00	33	20.2	10	38.0
06:00:00	83	11.4	17	33.7
07:00:00	128	8.4	33	33.0
08:00:00	199	5.2	41	32.7
09:00:00	421	2.9	55	32.9
10:00:00	624	1.9	35	32.9
11:00:00	598	2.0	30	32.7
12:00:00	499	2.5	49	32.9
13:00:00	555	2.2	30	32.8
14:00:00	446	2.5	38	32.5
15:00:00	385	3.0	41	33.1
16:00:00	308	4.1	42	33.1
17:00:00	293	4.1	45	33.2
18:00:00	229	4.6	22	32.7
19:00:00	204	5.7	18	33.6
20:00:00	174	5.8	20	33.3
21:00:00	88	9.9	15	33.2
22:00:00	49	17.5	12	34.6
23:00:00	20	19.8	5	32.5
00:00:00	14	27.3	5	35.5
01:00:00	13	23.8	3	35.8
02:00:00	4	33.8	4	33.8
03:00:00	14	14.1	3	32.5
04:00:00	41	17.4	12	33.8
05:00:00	133	7.2	18	33.6
06:00:00	380	3.1	31	33.0
07:00:00	746	1.4	18	32.5
08:00:00	602	1.3	1	37.5
09:00:00	657	1.9	19	33.0
10:00:00	564	2.0	16	32.8
11:00:00	511	2.1	34	32.5

Starting Hour	Count	Average Speed of all Traffic	Violator Counts	Average Speed of Violators
12:00:00	475	2.7	45	32.8
13:00:00	495	2.6	33	33.0
14:00:00	464	2.3	10	32.5
15:00:00	513	2.0	5	32.5
16:00:00	570	2.1	11	33.0
17:00:00	528	2.5	19	33.3
18:00:00	457	2.4	17	32.8
19:00:00	278	3.7	12	32.5
20:00:00	161	7.3	31	33.3
21:00:00	147	7.5	18	33.1
22:00:00	91	9.9	12	33.3
23:00:00	26	20.6	4	32.5
00:00:00	12	21.0	3	32.5
01:00:00	14	26.4	3	34.2
02:00:00	8	25.3	3	32.5
03:00:00	18	18.3	3	34.2
04:00:00	30	16.6	3	32.5
05:00:00	108	8.8	27	33.2
06:00:00	347	3.0	31	33.0
07:00:00	635	1.6	10	33.0
08:00:00	585	1.3	0	0.0
09:00:00	577	1.6	1	32.5
10:00:00	543	2.3	23	32.9
11:00:00	547	2.5	41	33.5
12:00:00	450	2.7	38	32.8
13:00:00	450	2.6	34	32.9
14:00:00	479	2.4	26	32.9
15:00:00	547	1.8	2	32.5
16:00:00	544	2.2	16	33.4
17:00:00	534	2.3	18	33.3
18:00:00	479	2.4	16	33.1
19:00:00	298	3.9	30	32.8
20:00:00	170	7.1	30	33.5
21:00:00	138	7.4	17	32.8
22:00:00	78	9.2	11	32.5
23:00:00	53	10.0	5	34.5
00:00:00	119	4.1	3	32.5
01:00:00	395	0.9	3	37.5
02:00:00	108	1.9	0	0.0
03:00:00	269	1.4	0	0.0
04:00:00	199	4.1	8	33.1
05:00:00	251	4.7	22	33.6
06:00:00	390	3.6	25	33.3
07:00:00	526	1.7	7	33.2
08:00:00	508	1.6	0	0.0
09:00:00	544	1.7	3	32.5
10:00:00	538	2.2	26	32.9
11:00:00	513	2.2	29	32.8
12:00:00	448	2.6	29	32.5
13:00:00	510	2.4	22	33.4
14:00:00	489	2.2	18	32.5

Starting Hour	Count	Average Speed of all Traffic	Violator Counts	Average Speed of Violators
15:00:00	516	2.0	7	32.5
16:00:00	605	1.8	15	32.5
17:00:00	551	2.1	14	32.9
18:00:00	434	2.7	18	32.8
19:00:00	279	4.1	17	32.8
20:00:00	158	6.6	18	33.9
21:00:00	145	7.3	15	33.5
22:00:00	99	11.1	16	36.6
23:00:00	40	15.3	7	32.5

Incoming Direction Histogram

Norwich Road

from Thu-Feb-07-2019-01-00-PM to Thu-Mar-07-2019-03-59-PM

Date	Starting Hr:min	<15	15 to <20	20 to <25	25 to <30	30 to <35	35 to <40	40 to <45	45 to <50	50 to <55	55 to <60	60 to <65	65 to <70	70 to <75	75 to <80	80 to <85	85 to <90	90 to <95	95 to <100	100 to >105	Total Counts	85pct Speed	10mph Pace	% in pace	# of Speeders	% Speeders
07/02/2019	00:00	*	*	*	*	*	*	*	*	*	*	*	*	*	*	*	*	*	*	*	*	*	*	*	*	*
07/02/2019	01:00	*	*	*	*	*	*	*	*	*	*	*	*	*	*	*	*	*	*	*	*	*	*	*	*	*
07/02/2019	02:00	*	*	*	*	*	*	*	*	*	*	*	*	*	*	*	*	*	*	*	*	*	*	*	*	*
07/02/2019	03:00	*	*	*	*	*	*	*	*	*	*	*	*	*	*	*	*	*	*	*	*	*	*	*	*	*
07/02/2019	04:00	*	*	*	*	*	*	*	*	*	*	*	*	*	*	*	*	*	*	*	*	*	*	*	*	*
07/02/2019	05:00	*	*	*	*	*	*	*	*	*	*	*	*	*	*	*	*	*	*	*	*	*	*	*	*	*
07/02/2019	06:00	*	*	*	*	*	*	*	*	*	*	*	*	*	*	*	*	*	*	*	*	*	*	*	*	*
07/02/2019	07:00	*	*	*	*	*	*	*	*	*	*	*	*	*	*	*	*	*	*	*	*	*	*	*	*	*
07/02/2019	08:00	*	*	*	*	*	*	*	*	*	*	*	*	*	*	*	*	*	*	*	*	*	*	*	*	*
07/02/2019	09:00	*	*	*	*	*	*	*	*	*	*	*	*	*	*	*	*	*	*	*	*	*	*	*	*	*
07/02/2019	10:00	*	*	*	*	*	*	*	*	*	*	*	*	*	*	*	*	*	*	*	*	*	*	*	*	*
07/02/2019	11:00	*	*	*	*	*	*	*	*	*	*	*	*	*	*	*	*	*	*	*	*	*	*	*	*	*
07/02/2019	12:00	*	*	*	*	*	*	*	*	*	*	*	*	*	*	*	*	*	*	*	*	*	*	*	*	*
07/02/2019	13:00	18	15	35	14	1	1	0	0	0	0	0	0	0	0	0	0	0	0	0	84	26.1	20 to 30	76.2	2	2.4
07/02/2019	14:00	86	162	152	81	4	2	0	0	0	0	0	0	0	0	0	0	0	0	0	487	25.9	20 to 30	81.1	6	1.2
07/02/2019	15:00	113	156	206	62	5	1	0	0	0	0	0	0	0	0	0	0	0	0	0	543	24.7	15 to 25	81.4	6	1.1
07/02/2019	16:00	81	130	201	100	6	0	0	0	0	0	0	0	0	0	0	0	0	0	0	518	26.4	20 to 30	83.2	6	1.2
07/02/2019	17:00	103	135	185	75	5	0	0	0	0	0	0	0	0	0	0	0	0	0	0	503	25.3	15 to 25	78.9	5	1.0
07/02/2019	18:00	36	102	211	122	7	0	0	0	0	0	0	0	0	0	0	0	0	0	0	478	27.3	20 to 30	91.0	7	1.5
07/02/2019	19:00	4	34	109	98	11	0	0	0	0	0	0	0	0	0	0	0	0	0	0	256	28.6	20 to 30	94.1	11	4.3
07/02/2019	20:00	1	14	45	83	10	1	1	0	0	0	0	0	0	0	0	0	0	0	0	155	29.3	20 to 30	91.6	12	7.7
07/02/2019	21:00	1	16	49	72	8	2	0	0	0	0	0	0	0	0	0	0	0	0	0	148	29.2	20 to 30	92.6	10	6.8
07/02/2019	22:00	2	5	27	54	11	4	0	0	0	0	0	0	0	0	0	0	0	0	0	103	30	25 to 35	89.3	15	14.6
07/02/2019	23:00	0	2	2	17	2	0	2	0	0	0	0	0	0	0	0	0	0	0	0	25	30	20 to 30	84.0	4	16.0
24 Hr Summary		445	771	1222	778	70	11	3	0	0	0	0	0	0	0	0	0	0	0	0	3300	27.4	20 to 30	84.0	84	2.5

Incoming Direction Histogram

Norwich Road

from Thu-Feb-07-2019-01-00-PM to Thu-Mar-07-2019-03-59-PM

Date	Starting Hr:min	<15	15 to <20	20 to <25	25 to <30	30 to <35	35 to <40	40 to <45	45 to <50	50 to <55	55 to <60	60 to <65	65 to <70	70 to <75	75 to <80	80 to <85	85 to <90	90 to <95	95 to <100	100 to >105	Total Counts	85pct Speed	10mph Pace	% in pace	# of Speeders	% Speeders
08/02/2019	00:00	0	1	4	12	3	2	0	1	0	0	0	0	0	0	0	0	0	0	0	23	35	25 to 35	82.6	6	26.1
08/02/2019	01:00	0	1	3	11	3	3	0	2	0	0	0	0	0	0	0	0	0	0	0	23	38.3	25 to 35	73.9	8	34.8
08/02/2019	02:00	0	0	2	1	0	1	0	0	0	0	0	0	0	0	0	0	0	0	0	4	30	20 to 30	75.0	1	25.0
08/02/2019	03:00	0	0	3	8	2	1	0	0	0	0	0	0	0	0	0	0	0	0	0	14	32.5	25 to 35	92.9	3	21.4
08/02/2019	04:00	1	2	5	17	9	1	0	0	0	0	0	0	0	0	0	0	0	0	0	35	32.8	25 to 35	88.6	10	28.6
08/02/2019	05:00	0	4	28	57	20	3	0	0	0	0	0	0	0	0	0	0	0	0	0	112	31.5	25 to 35	93.8	23	20.5
08/02/2019	06:00	3	34	140	146	29	1	1	1	0	0	0	0	0	0	0	0	0	0	0	355	29.3	20 to 30	90.1	32	9.0
08/02/2019	07:00	252	222	125	37	1	0	0	0	0	0	0	0	0	0	0	0	0	0	0	637	22.7	15 to 25	81.6	1	0.2
08/02/2019	08:00	255	139	49	4	0	0	0	0	0	0	0	0	0	0	0	0	0	0	0	447	19.5	10 to 20	88.1	*	*
08/02/2019	09:00	263	184	45	4	0	0	0	0	0	0	0	0	0	0	0	0	0	0	0	496	19.3	10 to 20	90.1	*	*
08/02/2019	10:00	211	164	53	6	0	0	0	0	0	0	0	0	0	0	0	0	0	0	0	434	19.8	10 to 20	86.4	*	*
08/02/2019	11:00	192	148	115	50	3	0	0	0	0	0	0	0	0	0	0	0	0	0	0	508	24	15 to 25	75.0	3	0.6
08/02/2019	12:00	115	133	123	57	6	1	0	0	0	0	0	0	0	0	0	0	0	0	0	435	25	15 to 25	78.9	7	1.6
08/02/2019	13:00	68	109	172	81	7	0	0	0	0	0	0	0	0	0	0	0	0	0	0	437	26.4	20 to 30	82.8	7	1.6
08/02/2019	14:00	155	130	79	20	1	0	0	0	0	0	0	0	0	0	0	0	0	0	0	385	22.7	15 to 25	82.6	1	0.3
08/02/2019	15:00	213	150	47	13	0	0	0	0	0	0	0	0	0	0	0	0	0	0	0	423	19.9	10 to 20	85.8	*	*
08/02/2019	16:00	158	142	103	40	1	0	0	0	0	0	0	0	0	0	0	0	0	0	0	444	23.7	15 to 25	78.4	1	0.2
08/02/2019	17:00	192	156	60	6	2	0	0	0	0	0	0	0	0	0	0	0	0	0	0	416	20.5	15 to 25	89.4	2	0.5
08/02/2019	18:00	177	115	81	16	2	0	0	0	0	0	0	0	0	0	0	0	0	0	0	391	22.5	15 to 25	80.8	2	0.5
08/02/2019	19:00	13	60	163	112	16	4	0	0	0	0	0	0	0	0	0	0	0	0	0	368	28.4	20 to 30	91.0	20	5.4
08/02/2019	20:00	2	28	75	76	10	1	0	0	0	0	0	0	0	0	0	0	0	0	0	192	28.8	20 to 30	93.2	11	5.7
08/02/2019	21:00	5	15	37	68	6	1	0	0	0	0	0	0	0	0	0	0	0	0	0	132	29	20 to 30	90.9	7	5.3
08/02/2019	22:00	4	13	45	61	10	0	0	1	0	0	0	0	0	0	0	0	0	0	0	134	29.3	20 to 30	88.8	11	8.2
08/02/2019	23:00	0	3	19	41	10	1	0	0	0	0	0	0	0	0	0	0	0	0	0	74	30	25 to 35	94.6	11	14.9
24 Hr Summary		2279	1953	1576	944	141	20	1	5	0	0	0	0	0	0	0	0	0	0	0	6919	25.4	15 to 25	73.4	167	2.4

Incoming Direction Histogram

Norwich Road

from Thu-Feb-07-2019-01-00-PM to Thu-Mar-07-2019-03-59-PM

Date	Starting Hr:min	<15	15 to <20	20 to <25	25 to <30	30 to <35	35 to <40	40 to <45	45 to <50	50 to <55	55 to <60	60 to <65	65 to <70	70 to <75	75 to <80	80 to <85	85 to <90	90 to <95	95 to <100	100 to >105	Total Counts	85pct Speed	10mph Pace	% in pace	# of Speeders	% Speeders
09/02/2019	00:00	0	5	18	27	5	2	1	0	0	0	0	0	0	0	0	0	0	0	0	58	29.8	20 to 30	86.2	8	13.8
09/02/2019	01:00	0	0	4	18	8	0	0	0	0	0	0	0	0	0	0	0	0	0	0	30	32.5	25 to 35	100.0	8	26.7
09/02/2019	02:00	0	0	4	7	5	2	0	0	0	0	0	0	0	0	0	0	0	0	0	18	34	25 to 35	88.9	7	38.9
09/02/2019	03:00	0	0	0	3	1	0	0	0	0	0	0	0	0	0	0	0	0	0	0	4	30	25 to 35	100.0	1	25.0
09/02/2019	04:00	0	1	9	13	3	1	0	0	0	0	0	0	0	0	0	0	0	0	0	27	30	25 to 35	92.6	4	14.8
09/02/2019	05:00	0	2	9	17	8	1	0	0	0	0	0	0	0	0	0	0	0	0	0	37	31.9	25 to 35	91.9	9	24.3
09/02/2019	06:00	1	5	36	62	18	8	0	0	0	0	0	0	0	0	0	0	0	0	0	130	31.7	25 to 35	89.2	26	20.0
09/02/2019	07:00	2	37	108	122	20	1	0	0	0	0	0	0	0	0	0	0	0	0	0	290	29.1	20 to 30	92.1	21	7.2
09/02/2019	08:00	43	84	220	137	29	2	0	0	0	0	0	0	0	0	0	0	0	0	0	515	28.3	20 to 30	85.6	31	6.0
09/02/2019	09:00	151	162	169	91	3	1	0	0	0	0	0	0	0	0	0	0	0	0	0	577	25.4	15 to 25	75.4	4	0.7
09/02/2019	10:00	207	178	95	24	2	0	0	0	0	0	0	0	0	0	0	0	0	0	0	506	22.4	15 to 25	83.4	2	0.4
09/02/2019	11:00	228	184	57	6	0	0	0	0	0	0	0	0	0	0	0	0	0	0	0	475	19.8	10 to 20	86.7	*	*
09/02/2019	12:00	206	216	86	9	0	0	0	0	0	0	0	0	0	0	0	0	0	0	0	517	21	15 to 25	86.1	*	*
09/02/2019	13:00	68	120	167	100	8	0	0	0	0	0	0	0	0	0	0	0	0	0	0	463	27	20 to 30	83.6	8	1.7
09/02/2019	14:00	59	106	172	125	14	0	0	0	0	0	0	0	0	0	0	0	0	0	0	476	27.7	20 to 30	84.7	14	2.9
09/02/2019	15:00	35	69	158	124	16	1	1	0	0	0	0	0	0	0	0	0	0	0	0	404	28.3	20 to 30	86.9	18	4.5
09/02/2019	16:00	23	68	177	142	9	2	0	0	0	0	0	0	0	0	0	0	0	0	0	421	28.2	20 to 30	91.9	11	2.6
09/02/2019	17:00	22	65	165	132	13	1	1	0	0	0	0	0	0	0	0	0	0	0	0	399	28.3	20 to 30	90.7	15	3.8
09/02/2019	18:00	22	52	154	147	17	0	0	0	0	0	0	0	0	0	0	0	0	0	0	392	28.6	20 to 30	90.1	17	4.3
09/02/2019	19:00	7	17	74	123	27	6	0	0	0	0	0	0	0	0	0	0	0	0	0	254	29.8	25 to 35	88.2	33	13.0
09/02/2019	20:00	0	10	68	90	13	1	0	1	0	1	0	0	0	0	0	0	0	0	0	184	29.3	25 to 35	92.9	16	8.7
09/02/2019	21:00	1	8	56	80	15	3	0	0	0	0	0	0	0	0	0	0	0	0	0	163	29.6	25 to 35	92.6	18	11.0
09/02/2019	22:00	2	7	43	58	11	3	0	0	0	0	0	0	0	0	0	0	0	0	0	124	29.6	25 to 35	90.3	14	11.3
09/02/2019	23:00	0	3	30	48	9	2	0	0	0	0	0	0	0	0	0	0	0	0	0	92	29.7	25 to 35	94.6	11	12.0
24 Hr Summary		1077	1399	2079	1705	254	37	3	1	0	1	0	0	0	0	0	0	0	0	0	6556	28	20 to 30	79.1	296	4.5

Incoming Direction Histogram

Norwich Road

from Thu-Feb-07-2019-01-00-PM to Thu-Mar-07-2019-03-59-PM

Date	Starting Hr:min	<15	15 to <20	20 to <25	25 to <30	30 to <35	35 to <40	40 to <45	45 to <50	50 to <55	55 to <60	60 to <65	65 to <70	70 to <75	75 to <80	80 to <85	85 to <90	90 to <95	95 to <100	100 to >105	Total Counts	85pct Speed	10mph Pace	% in pace	# of Speeders	% Speeders
10/02/2019	00:00	0	3	22	37	12	2	1	1	0	0	0	0	0	0	0	0	0	0	0	78	31.7	25 to 35	91.0	16	20.5
10/02/2019	01:00	0	1	3	18	5	1	0	0	0	0	0	0	0	0	0	0	0	0	0	28	32	25 to 35	92.9	6	21.4
10/02/2019	02:00	0	1	8	14	9	7	0	0	0	0	0	0	0	0	0	0	0	0	0	39	35.7	25 to 35	79.5	16	41.0
10/02/2019	03:00	0	0	4	9	3	1	0	0	0	0	0	0	0	0	0	0	0	0	0	17	31.7	25 to 35	94.1	4	23.5
10/02/2019	04:00	0	0	3	9	1	0	0	0	0	0	0	0	0	0	0	0	0	0	0	13	29.4	25 to 35	100.0	1	7.7
10/02/2019	05:00	57	0	4	8	6	2	1	0	0	0	0	0	0	0	0	0	0	0	0	78	28.1	5 to 15	73.1	9	11.5
10/02/2019	06:00	34	0	8	37	12	5	0	1	0	0	0	0	0	0	0	0	0	0	0	97	31.2	25 to 35	58.8	18	18.6
10/02/2019	07:00	1	4	37	62	16	4	0	0	0	0	0	0	0	0	0	0	0	0	0	124	30.3	25 to 35	92.7	20	16.1
10/02/2019	08:00	2	15	83	105	13	2	2	0	0	0	0	0	0	0	0	0	0	0	0	222	29.2	20 to 30	91.4	17	7.7
10/02/2019	09:00	55	121	204	139	7	2	0	0	0	0	0	0	0	0	0	0	0	0	0	528	27.5	20 to 30	87.9	9	1.7
10/02/2019	10:00	253	210	78	14	2	0	0	0	0	0	0	0	0	0	0	0	0	0	0	557	20.6	15 to 25	83.3	2	0.4
10/02/2019	11:00	141	150	132	75	3	0	0	0	0	0	0	0	0	0	0	0	0	0	0	501	25.2	15 to 25	77.2	3	0.6
10/02/2019	12:00	52	100	207	108	15	0	0	0	0	0	0	0	0	0	0	0	0	0	0	482	27.4	20 to 30	86.1	15	3.1
10/02/2019	13:00	25	83	166	130	15	0	0	0	0	0	0	0	0	0	0	0	0	0	0	419	28.2	20 to 30	90.5	15	3.6
10/02/2019	14:00	29	63	148	145	14	1	0	0	0	0	0	0	0	0	0	0	0	0	0	400	28.4	20 to 30	89.0	15	3.8
10/02/2019	15:00	11	46	148	118	9	2	0	0	0	0	0	0	0	0	0	0	0	0	0	334	28.3	20 to 30	93.4	11	3.3
10/02/2019	16:00	8	42	138	134	14	2	0	0	0	0	0	0	0	0	0	0	0	0	0	338	28.7	20 to 30	92.9	16	4.7
10/02/2019	17:00	12	45	134	111	15	0	1	0	0	0	0	0	0	0	0	0	0	0	0	318	28.6	20 to 30	91.2	16	5.0
10/02/2019	18:00	5	29	118	131	11	3	0	0	0	0	0	0	0	0	0	0	0	0	0	297	28.8	20 to 30	93.6	14	4.7
10/02/2019	19:00	0	14	80	92	16	2	0	0	0	0	0	0	0	0	0	0	0	0	0	204	29.3	25 to 35	92.2	18	8.8
10/02/2019	20:00	1	8	45	73	11	2	0	0	0	0	0	0	0	0	0	0	0	0	0	140	29.5	25 to 35	92.1	13	9.3
10/02/2019	21:00	1	8	23	55	5	0	0	0	0	0	0	0	0	0	0	0	0	0	0	92	29.2	20 to 30	93.5	5	5.4
10/02/2019	22:00	1	1	15	29	5	2	0	0	0	1	0	0	0	0	0	0	0	0	0	54	30	25 to 35	90.7	8	14.8
10/02/2019	23:00	0	1	8	8	4	1	0	0	0	0	0	0	0	0	0	0	0	0	0	22	32.5	25 to 35	90.9	5	22.7
24 Hr Summary		688	945	1816	1661	223	41	5	2	0	1	0	0	0	0	0	0	0	0	0	5382	28.4	20 to 30	82.2	272	5.1

Incoming Direction Histogram

Norwich Road

from Thu-Feb-07-2019-01-00-PM to Thu-Mar-07-2019-03-59-PM

Date	Starting Hr:min	<15	15 to <20	20 to <25	25 to <30	30 to <35	35 to <40	40 to <45	45 to <50	50 to <55	55 to <60	60 to <65	65 to <70	70 to <75	75 to <80	80 to <85	85 to <90	90 to <95	95 to <100	100 to >105	Total Counts	85pct Speed	10mph Pace	% in pace	# of Speeders	% Speeders
11/02/2019	00:00	0	0	3	7	1	1	0	0	0	0	0	0	0	0	0	0	0	0	0	12	30	25 to 35	91.7	2	16.7
11/02/2019	01:00	0	2	5	3	0	0	0	0	0	0	0	0	0	0	0	0	0	0	0	10	26.7	20 to 30	100.0	*	*
11/02/2019	02:00	0	0	4	5	2	0	0	0	0	0	0	0	0	0	0	0	0	0	0	11	30	25 to 35	100.0	2	18.2
11/02/2019	03:00	0	1	2	9	3	0	0	0	0	0	0	0	0	0	0	0	0	0	0	15	31.7	25 to 35	93.3	3	20.0
11/02/2019	04:00	0	1	8	17	10	3	0	0	0	0	0	0	0	0	0	0	0	0	0	39	33.5	25 to 35	89.7	13	33.3
11/02/2019	05:00	2	8	37	55	13	4	0	0	0	0	0	0	0	0	0	0	0	0	0	119	29.9	25 to 35	88.2	17	14.3
11/02/2019	06:00	14	51	136	125	32	0	0	0	0	0	0	0	0	0	0	0	0	0	0	358	29.1	20 to 30	87.2	32	8.9
11/02/2019	07:00	224	164	84	17	2	0	0	0	0	0	0	0	0	0	0	0	0	0	0	491	21.7	15 to 25	83.5	2	0.4
11/02/2019	08:00	247	150	42	2	0	0	0	0	0	0	0	0	0	0	0	0	0	0	0	441	19.3	10 to 20	90.0	*	*
11/02/2019	09:00	238	142	29	3	0	0	0	0	0	0	0	0	0	0	0	0	0	0	0	412	18.9	10 to 20	92.2	*	*
11/02/2019	10:00	197	188	35	2	1	0	0	0	0	0	0	0	0	0	0	0	0	0	0	423	19.3	10 to 20	91.0	1	0.2
11/02/2019	11:00	129	111	113	61	2	0	0	0	0	0	0	0	0	0	0	0	0	0	0	416	25.1	15 to 25	74.5	2	0.5
11/02/2019	12:00	87	138	153	63	5	1	0	0	0	0	0	0	0	0	0	0	0	0	0	447	25.2	15 to 25	80.1	6	1.3
11/02/2019	13:00	39	101	176	101	8	0	0	0	0	0	0	0	0	0	0	0	0	0	0	425	27.2	20 to 30	88.9	8	1.9
11/02/2019	14:00	57	86	184	105	4	2	0	0	0	0	0	0	0	0	0	0	0	0	0	438	27.1	20 to 30	85.6	6	1.4
11/02/2019	15:00	159	172	63	4	0	0	0	0	0	0	0	0	0	0	0	0	0	0	0	398	20.6	15 to 25	90.2	*	*
11/02/2019	16:00	131	130	128	45	3	1	1	0	0	0	0	0	0	0	0	0	0	0	0	439	24.4	15 to 25	77.4	5	1.1
11/02/2019	17:00	108	133	150	43	3	1	0	0	0	0	0	0	0	0	0	0	0	0	0	438	24.4	15 to 25	82.9	4	0.9
11/02/2019	18:00	36	75	151	104	9	1	1	0	0	0	0	0	0	0	0	0	0	0	0	377	27.8	20 to 30	87.5	11	2.9
11/02/2019	19:00	17	51	81	72	9	2	0	0	0	0	0	0	0	0	0	0	0	0	0	232	28.3	20 to 30	87.9	11	4.7
11/02/2019	20:00	4	29	72	69	4	0	1	0	0	0	0	0	0	0	0	0	0	0	0	179	28.4	20 to 30	95.0	5	2.8
11/02/2019	21:00	2	14	35	67	8	3	0	0	0	0	0	0	0	0	0	0	0	0	0	129	29.4	20 to 30	89.9	11	8.5
11/02/2019	22:00	0	3	22	28	4	1	0	0	0	0	0	0	0	0	0	0	0	0	0	58	29.3	25 to 35	93.1	5	8.6
11/02/2019	23:00	0	0	6	11	5	0	0	0	0	0	0	0	0	0	0	0	0	0	0	22	32	25 to 35	100.0	5	22.7
24 Hr Summary		1691	1750	1719	1018	128	20	3	0	0	0	0	0	0	0	0	0	0	0	0	6329	26.1	15 to 25	72.9	151	2.4

Incoming Direction Histogram

Norwich Road

from Thu-Feb-07-2019-01-00-PM to Thu-Mar-07-2019-03-59-PM

Date	Starting Hr:min	<15	15 to <20	20 to <25	25 to <30	30 to <35	35 to <40	40 to <45	45 to <50	50 to <55	55 to <60	60 to <65	65 to <70	70 to <75	75 to <80	80 to <85	85 to <90	90 to <95	95 to <100	100 to >105	Total Counts	85pct Speed	10mph Pace	% in pace	# of Speeders	% Speeders
12/02/2019	00:00	0	0	4	11	2	1	0	0	0	0	0	0	0	0	0	0	0	0	0	18	30	25 to 35	94.4	3	16.7
12/02/2019	01:00	0	1	4	7	0	0	0	0	1	1	0	0	0	0	0	0	0	0	0	14	30	20 to 30	85.7	2	14.3
12/02/2019	02:00	0	0	2	5	1	0	0	0	0	0	0	0	0	0	0	0	0	0	0	8	30	25 to 35	100.0	1	12.5
12/02/2019	03:00	0	1	3	6	2	0	0	0	0	0	0	0	0	0	0	0	0	0	0	12	30	25 to 35	91.7	2	16.7
12/02/2019	04:00	0	2	4	17	0	3	0	0	0	0	0	0	0	0	0	0	0	0	0	26	29.7	20 to 30	88.5	3	11.5
12/02/2019	05:00	1	11	36	54	9	2	0	1	0	0	0	0	0	0	0	0	0	0	0	114	29.5	20 to 30	88.6	12	10.5
12/02/2019	06:00	30	82	138	111	9	5	0	0	0	0	0	0	0	0	0	0	0	0	0	375	28.1	20 to 30	88.3	14	3.7
12/02/2019	07:00	153	166	135	23	0	0	0	0	0	0	0	0	0	0	0	0	0	0	0	477	23.2	15 to 25	85.7	*	*
12/02/2019	08:00	179	172	35	1	0	0	0	0	0	0	0	0	0	0	0	0	0	0	0	387	19.4	10 to 20	90.7	*	*
12/02/2019	09:00	144	182	94	11	1	0	0	0	0	0	0	0	0	0	0	0	0	0	0	432	22.2	15 to 25	88.0	1	0.2
12/02/2019	10:00	145	154	111	40	4	1	0	0	0	0	0	0	0	0	0	0	0	0	0	455	24	15 to 25	79.3	5	1.1
12/02/2019	11:00	99	125	141	64	4	0	0	0	0	0	0	0	0	0	0	0	0	0	0	433	25.2	15 to 25	77.1	4	0.9
12/02/2019	12:00	67	89	165	90	6	0	0	0	0	0	0	0	0	0	0	0	0	0	0	417	26.8	20 to 30	82.5	6	1.4
12/02/2019	13:00	61	108	171	70	18	2	0	0	0	1	0	0	0	0	0	0	0	0	0	431	26.9	20 to 30	81.0	21	4.9
12/02/2019	14:00	66	100	172	84	3	0	0	0	0	0	0	0	0	0	0	0	0	0	0	425	26.4	20 to 30	83.8	3	0.7
12/02/2019	15:00	164	167	64	14	1	0	0	0	0	0	0	0	0	0	0	0	0	0	0	410	21.3	15 to 25	84.9	1	0.2
12/02/2019	16:00	98	142	170	46	3	1	0	0	0	0	0	0	0	0	0	0	0	0	0	460	24.4	15 to 25	83.3	4	0.9
12/02/2019	17:00	93	158	152	52	4	1	0	0	0	0	0	0	0	0	0	0	0	0	0	460	24.6	15 to 25	81.7	5	1.1
12/02/2019	18:00	58	118	145	68	12	0	0	0	0	0	0	0	0	0	0	0	0	0	0	401	26.5	20 to 30	82.5	12	3.0
12/02/2019	19:00	10	48	125	113	10	0	0	0	0	0	0	0	0	0	0	0	0	0	0	306	28.4	20 to 30	93.5	10	3.3
12/02/2019	20:00	1	21	67	87	14	1	1	0	0	0	0	0	0	0	0	0	0	0	0	192	29.3	20 to 30	91.1	16	8.3
12/02/2019	21:00	4	8	51	53	7	0	0	0	0	0	0	0	0	0	0	0	0	0	0	123	29	20 to 30	91.1	7	5.7
12/02/2019	22:00	0	2	17	38	10	1	0	0	0	0	0	0	0	0	0	0	0	0	0	68	30.5	25 to 35	95.6	11	16.2
12/02/2019	23:00	0	0	4	14	5	1	1	0	0	0	0	0	0	0	0	0	0	0	0	25	33	25 to 35	92.0	7	28.0
24 Hr Summary		1373	1857	2010	1079	125	19	2	1	1	2	0	0	0	0	0	0	0	0	0	6469	26.2	20 to 30	76.5	150	2.3

Incoming Direction Histogram

Norwich Road

from Thu-Feb-07-2019-01-00-PM to Thu-Mar-07-2019-03-59-PM

Date	Starting Hr:min	<15	15 to <20	20 to <25	25 to <30	30 to <35	35 to <40	40 to <45	45 to <50	50 to <55	55 to <60	60 to <65	65 to <70	70 to <75	75 to <80	80 to <85	85 to <90	90 to <95	95 to <100	100 to >105	Total Counts	85pct Speed	10mph Pace	% in pace	# of Speeders	% Speeders
13/02/2019	00:00	0	1	4	4	1	1	0	0	0	0	0	0	0	0	0	0	0	0	0	11	30	20 to 30	81.8	2	18.2
13/02/2019	01:00	0	0	6	6	2	0	0	0	0	0	0	0	0	0	0	0	0	0	0	14	30	25 to 35	100.0	2	14.3
13/02/2019	02:00	0	2	2	5	1	0	0	0	0	0	0	0	0	0	0	0	0	0	0	10	29	20 to 30	90.0	1	10.0
13/02/2019	03:00	0	1	1	13	4	0	0	0	0	0	0	0	0	0	0	0	0	0	0	19	31.2	25 to 35	94.7	4	21.1
13/02/2019	04:00	0	1	8	15	2	3	0	0	0	0	0	0	0	0	0	0	0	0	0	29	32.5	25 to 35	86.2	5	17.2
13/02/2019	05:00	1	3	42	52	15	5	0	0	0	0	0	0	0	0	0	0	0	0	0	118	30.7	25 to 35	92.4	20	16.9
13/02/2019	06:00	23	69	148	118	19	4	0	1	0	0	0	0	0	0	0	0	0	0	0	382	28.6	20 to 30	87.7	24	6.3
13/02/2019	07:00	187	225	93	11	0	0	0	0	0	0	0	0	0	0	0	0	0	0	0	516	21.5	15 to 25	88.0	*	*
13/02/2019	08:00	201	160	78	13	2	0	0	0	0	0	0	0	0	0	0	0	0	0	0	454	21.6	15 to 25	84.6	2	0.4
13/02/2019	09:00	185	178	117	19	2	0	0	0	0	0	0	0	0	0	0	0	0	0	0	501	22.7	15 to 25	86.6	2	0.4
13/02/2019	10:00	129	149	174	36	2	0	0	0	0	0	0	0	0	0	0	0	0	0	0	490	24	15 to 25	85.9	2	0.4
13/02/2019	11:00	98	105	169	88	10	0	0	0	0	0	0	0	0	0	0	0	0	0	0	470	26.6	20 to 30	77.0	10	2.1
13/02/2019	12:00	78	126	157	74	8	0	0	0	0	0	0	0	0	0	0	0	0	0	0	443	26.1	20 to 30	80.6	8	1.8
13/02/2019	13:00	78	93	149	103	7	0	0	0	0	0	0	0	0	0	0	0	0	0	0	430	27.2	20 to 30	80.2	7	1.6
13/02/2019	14:00	98	117	172	66	5	0	0	0	0	0	0	0	0	0	0	0	0	0	0	458	25.2	15 to 25	79.5	5	1.1
13/02/2019	15:00	113	137	108	27	1	1	0	0	0	0	0	0	0	0	0	0	0	0	0	387	23.7	15 to 25	84.5	2	0.5
13/02/2019	16:00	112	154	157	41	1	0	0	0	0	0	0	0	0	0	0	0	0	0	0	465	24.1	15 to 25	84.9	1	0.2
13/02/2019	17:00	99	144	119	38	4	1	0	0	0	0	0	0	0	0	0	0	0	0	0	405	24.2	15 to 25	85.2	5	1.2
13/02/2019	18:00	73	97	152	83	8	0	0	0	0	0	0	0	0	0	0	0	0	0	0	413	26.7	20 to 30	80.4	8	1.9
13/02/2019	19:00	21	54	137	102	8	3	0	0	0	0	0	0	0	0	0	0	0	0	0	325	28.1	20 to 30	90.2	11	3.4
13/02/2019	20:00	1	11	53	69	14	0	0	0	0	0	0	0	0	0	0	0	0	0	0	148	29.4	25 to 35	91.9	14	9.5
13/02/2019	21:00	1	5	28	56	10	0	1	0	0	0	0	0	0	0	0	0	0	0	0	101	29.6	25 to 35	93.1	11	10.9
13/02/2019	22:00	2	11	35	50	9	0	1	0	0	0	0	0	0	0	0	0	0	0	0	108	29.4	20 to 30	88.9	10	9.3
13/02/2019	23:00	0	1	12	15	2	0	0	0	0	0	0	0	0	0	0	0	0	0	0	30	29.3	25 to 35	96.7	2	6.7
24 Hr Summary		1500	1844	2121	1104	137	18	2	1	0	0	0	0	0	0	0	0	0	0	0	6727	26.1	15 to 25	75.6	158	2.3

Incoming Direction Histogram

Norwich Road

from Thu-Feb-07-2019-01-00-PM to Thu-Mar-07-2019-03-59-PM

Date	Starting Hr:min	<15	15 to <20	20 to <25	25 to <30	30 to <35	35 to <40	40 to <45	45 to <50	50 to <55	55 to <60	60 to <65	65 to <70	70 to <75	75 to <80	80 to <85	85 to <90	90 to <95	95 to <100	100 to >105	Total Counts	85pct Speed	10mph Pace	% in pace	# of Speeders	% Speeders
14/02/2019	00:00	0	3	6	19	3	0	0	0	0	0	0	0	0	0	0	0	0	0	0	31	29.5	20 to 30	90.3	3	9.7
14/02/2019	01:00	0	1	5	4	1	0	1	0	0	0	0	0	0	0	0	0	0	0	0	12	30	20 to 30	83.3	2	16.7
14/02/2019	02:00	0	0	4	3	2	0	0	0	0	0	0	0	0	0	0	0	0	0	0	9	32.5	25 to 35	100.0	2	22.2
14/02/2019	03:00	0	0	0	6	2	0	0	0	0	0	0	0	0	0	0	0	0	0	0	8	32.5	25 to 35	100.0	2	25.0
14/02/2019	04:00	0	2	5	13	1	0	1	0	0	0	0	0	0	0	0	0	0	0	0	22	29.6	20 to 30	90.9	2	9.1
14/02/2019	05:00	0	4	23	55	20	3	0	0	0	0	0	0	0	0	0	0	0	0	0	105	31.8	25 to 35	93.3	23	21.9
14/02/2019	06:00	15	51	140	110	26	2	0	0	0	0	0	0	0	0	0	0	0	0	0	344	28.9	20 to 30	87.5	28	8.1
14/02/2019	07:00	157	179	173	50	5	1	0	0	0	0	0	0	0	0	0	0	0	0	0	565	24.2	15 to 25	83.5	6	1.1
14/02/2019	08:00	114	195	200	74	10	0	0	0	0	0	0	0	0	0	0	0	0	0	0	593	24.9	15 to 25	80.3	10	1.7
14/02/2019	09:00	164	181	119	18	2	0	0	0	0	0	0	0	0	0	0	0	0	0	0	484	22.8	15 to 25	87.0	2	0.4
14/02/2019	10:00	82	112	125	58	0	1	0	0	0	0	0	0	0	0	0	0	0	0	0	378	25.2	20 to 30	78.0	1	0.3
14/02/2019	11:00	63	53	65	26	2	0	0	0	0	0	0	0	0	0	0	0	0	0	0	209	24.8	15 to 25	81.8	2	1.0
14/02/2019	12:00	57	94	148	118	25	4	1	0	0	0	0	0	0	0	0	0	0	0	0	447	28.4	20 to 30	80.5	30	6.7
14/02/2019	13:00	58	87	161	130	13	1	0	0	0	0	0	0	0	0	0	0	0	0	0	450	27.9	20 to 30	84.0	14	3.1
14/02/2019	14:00	95	129	147	69	7	0	0	0	0	0	0	0	0	0	0	0	0	0	0	447	25.7	15 to 25	77.9	7	1.6
14/02/2019	15:00	150	134	113	38	0	1	0	0	0	0	0	0	0	0	0	0	0	0	0	436	23.8	15 to 25	81.2	1	0.2
14/02/2019	16:00	136	167	92	14	1	0	0	0	0	0	0	0	0	0	0	0	0	0	0	410	22.4	15 to 25	90.2	1	0.2
14/02/2019	17:00	84	153	178	48	2	0	0	0	0	0	0	0	0	0	0	0	0	0	0	465	24.4	15 to 25	86.2	2	0.4
14/02/2019	18:00	49	83	158	115	12	1	0	0	0	0	0	0	0	0	0	0	0	0	0	418	27.8	20 to 30	85.2	13	3.1
14/02/2019	19:00	8	52	140	101	10	1	0	0	0	0	0	0	0	0	0	0	0	0	0	312	28.2	20 to 30	93.9	11	3.5
14/02/2019	20:00	7	11	43	83	9	0	0	0	0	0	0	0	0	0	0	0	0	0	0	153	29.2	20 to 30	89.5	9	5.9
14/02/2019	21:00	1	5	44	60	10	0	0	1	0	0	0	0	0	0	0	0	0	0	0	121	29.4	25 to 35	94.2	11	9.1
14/02/2019	22:00	0	1	25	42	6	1	0	0	0	0	0	0	0	0	0	0	0	0	0	75	29.5	25 to 35	97.3	7	9.3
14/02/2019	23:00	0	0	13	24	3	0	0	0	0	0	0	0	0	0	0	0	0	0	0	40	29.4	25 to 35	100.0	3	7.5
24 Hr Summary		1240	1697	2127	1278	172	16	3	1	0	0	0	0	0	0	0	0	0	0	0	6534	26.9	20 to 30	78.1	192	2.9

Incoming Direction Histogram

Norwich Road

from Thu-Feb-07-2019-01-00-PM to Thu-Mar-07-2019-03-59-PM

Date	Starting Hr:min	<15	15 to <20	20 to <25	25 to <30	30 to <35	35 to <40	40 to <45	45 to <50	50 to <55	55 to <60	60 to <65	65 to <70	70 to <75	75 to <80	80 to <85	85 to <90	90 to <95	95 to <100	100 to >105	Total Counts	85pct Speed	10mph Pace	% in pace	# of Speeders	% Speeders
15/02/2019	00:00	0	1	6	12	4	1	1	0	0	0	0	0	0	0	0	0	0	0	0	25	32.5	25 to 35	88.0	6	24.0
15/02/2019	01:00	0	2	4	4	2	0	0	0	0	0	0	0	0	0	0	0	0	0	0	12	30	20 to 30	83.3	2	16.7
15/02/2019	02:00	0	1	1	2	0	0	0	0	0	0	0	0	0	0	0	0	0	0	0	4	27.5	20 to 30	100.0	*	*
15/02/2019	03:00	0	0	4	8	2	0	1	0	0	0	0	0	0	0	0	0	0	0	0	15	32.5	25 to 35	93.3	3	20.0
15/02/2019	04:00	0	2	5	16	6	0	0	0	0	0	0	0	0	0	0	0	0	0	0	29	31.7	25 to 35	93.1	6	20.7
15/02/2019	05:00	1	3	39	59	12	1	2	1	0	0	0	0	0	0	0	0	0	0	0	118	29.8	25 to 35	93.2	16	13.6
15/02/2019	06:00	17	42	95	149	27	3	1	0	0	0	0	0	0	0	0	0	0	0	0	334	29.4	20 to 30	85.6	31	9.3
15/02/2019	07:00	157	181	124	32	2	1	0	0	0	0	0	0	0	0	0	0	0	0	0	497	23.4	15 to 25	84.5	3	0.6
15/02/2019	08:00	181	170	86	32	1	0	0	0	0	0	0	0	0	0	0	0	0	0	0	470	22.8	15 to 25	80.4	1	0.2
15/02/2019	09:00	188	161	100	4	1	0	0	0	0	0	0	0	0	0	0	0	0	0	0	454	21.8	15 to 25	87.2	1	0.2
15/02/2019	10:00	155	165	140	46	2	0	0	0	0	0	0	0	0	0	0	0	0	0	0	508	24	15 to 25	82.5	2	0.4
15/02/2019	11:00	107	144	143	62	2	0	0	0	0	0	0	0	0	0	0	0	0	0	0	458	24.8	15 to 25	79.9	2	0.4
15/02/2019	12:00	109	131	156	86	9	1	0	0	0	0	0	0	0	0	0	0	0	0	0	492	26.3	20 to 30	75.8	10	2.0
15/02/2019	13:00	68	104	165	126	11	5	0	1	0	0	0	0	0	0	0	0	0	0	0	480	27.8	20 to 30	82.3	17	3.5
15/02/2019	14:00	63	93	189	101	12	1	1	0	0	0	0	0	0	0	0	0	0	0	0	460	27.3	20 to 30	83.3	14	3.0
15/02/2019	15:00	98	177	166	82	11	1	0	0	0	0	0	0	0	0	0	0	0	0	0	535	25.9	20 to 30	79.4	12	2.2
15/02/2019	16:00	123	154	125	46	4	1	0	1	0	0	0	0	0	0	0	0	0	0	0	454	24.4	15 to 25	79.7	6	1.3
15/02/2019	17:00	101	104	162	85	10	0	1	0	0	0	0	0	0	0	0	0	0	0	0	463	26.6	20 to 30	75.8	11	2.4
15/02/2019	18:00	79	90	155	83	7	1	0	0	0	0	0	0	0	0	0	0	0	0	0	415	26.7	20 to 30	79.0	8	1.9
15/02/2019	19:00	19	49	109	104	10	0	1	0	0	0	0	0	0	0	0	0	0	0	0	292	28.4	20 to 30	89.7	11	3.8
15/02/2019	20:00	1	11	51	91	5	0	0	0	0	0	0	0	0	0	0	0	0	0	0	159	29	20 to 30	96.2	5	3.1
15/02/2019	21:00	0	13	62	80	9	2	0	0	0	0	0	0	0	0	0	0	0	0	0	166	29.1	20 to 30	93.4	11	6.6
15/02/2019	22:00	0	3	26	64	5	2	1	0	0	0	0	0	0	0	0	0	0	0	0	101	29.5	25 to 35	94.1	8	7.9
15/02/2019	23:00	1	4	24	50	12	1	0	0	0	0	0	0	0	0	0	0	0	0	0	92	29.9	25 to 35	93.5	13	14.1
24 Hr Summary		1468	1805	2137	1424	166	21	9	3	0	0	0	0	0	0	0	0	0	0	0	7033	27	20 to 30	76.3	199	2.8

Incoming Direction Histogram

Norwich Road

from Thu-Feb-07-2019-01-00-PM to Thu-Mar-07-2019-03-59-PM

Date	Starting Hr:min	<15	15 to <20	20 to <25	25 to <30	30 to <35	35 to <40	40 to <45	45 to <50	50 to <55	55 to <60	60 to <65	65 to <70	70 to <75	75 to <80	80 to <85	85 to <90	90 to <95	95 to <100	100 to >105	Total Counts	85pct Speed	10mph Pace	% in pace	# of Speeders	% Speeders
16/02/2019	00:00	1	2	13	15	4	2	0	0	0	0	0	0	0	0	0	0	0	0	0	37	30	25 to 35	86.5	6	16.2
16/02/2019	01:00	0	1	4	10	3	2	1	0	0	0	0	0	0	0	0	0	0	0	0	21	35	25 to 35	81.0	6	28.6
16/02/2019	02:00	0	1	2	6	1	0	0	0	0	0	0	0	0	0	0	0	0	0	0	10	29.2	20 to 30	90.0	1	10.0
16/02/2019	03:00	0	0	1	6	2	0	0	0	0	0	0	0	0	0	0	0	0	0	0	9	32.5	25 to 35	100.0	2	22.2
16/02/2019	04:00	0	1	4	9	4	0	0	0	0	0	0	0	0	0	0	0	0	0	0	18	31.2	25 to 35	94.4	4	22.2
16/02/2019	05:00	0	1	12	31	6	2	0	0	0	0	0	0	0	0	0	0	0	0	0	52	30	25 to 35	94.2	8	15.4
16/02/2019	06:00	0	10	27	84	16	4	0	0	0	0	0	0	0	0	0	0	0	0	0	141	29.9	25 to 35	90.1	20	14.2
16/02/2019	07:00	18	58	121	117	13	3	0	0	0	0	0	0	0	0	0	0	0	0	0	330	28.5	20 to 30	89.7	16	4.8
16/02/2019	08:00	64	133	189	81	10	1	0	0	0	0	0	0	0	0	0	0	0	0	0	478	26.2	20 to 30	84.3	11	2.3
16/02/2019	09:00	176	179	81	14	2	0	0	0	0	0	0	0	0	0	0	0	0	0	0	452	21.8	15 to 25	85.4	2	0.4
16/02/2019	10:00	213	156	86	14	1	0	0	0	0	0	0	0	0	0	0	0	0	0	0	470	21.8	15 to 25	84.0	1	0.2
16/02/2019	11:00	129	130	143	36	0	0	0	0	0	0	0	0	0	0	0	0	0	0	0	438	24	15 to 25	82.0	*	*
16/02/2019	12:00	125	145	130	50	7	1	0	0	0	0	0	0	0	0	0	0	0	0	0	458	24.6	15 to 25	80.8	8	1.7
16/02/2019	13:00	69	128	186	87	8	1	0	0	0	0	0	0	0	0	0	0	0	0	0	479	26.4	20 to 30	83.7	9	1.9
16/02/2019	14:00	82	105	190	84	10	2	0	0	0	0	0	0	0	0	0	0	0	0	0	473	26.5	20 to 30	80.1	12	2.5
16/02/2019	15:00	14	67	151	118	14	1	0	0	0	0	0	0	0	0	0	0	0	0	0	365	28.3	20 to 30	92.1	15	4.1
16/02/2019	16:00	27	83	151	133	7	4	0	0	0	0	0	0	0	0	0	0	0	0	0	405	28.1	20 to 30	90.6	11	2.7
16/02/2019	17:00	20	41	143	146	9	1	1	0	0	0	0	0	0	0	0	0	0	0	0	361	28.5	20 to 30	91.4	11	3.0
16/02/2019	18:00	12	47	138	126	15	2	0	0	0	0	0	0	0	0	0	0	0	0	0	340	28.7	20 to 30	91.5	17	5.0
16/02/2019	19:00	1	28	79	112	17	3	0	0	0	0	0	0	0	0	0	0	0	0	0	240	29.3	20 to 30	91.3	20	8.3
16/02/2019	20:00	0	6	35	82	5	1	0	0	0	0	0	0	0	0	0	0	0	0	0	129	29.2	20 to 30	95.3	6	4.7
16/02/2019	21:00	0	7	45	59	14	3	1	0	0	0	0	0	0	0	0	0	0	0	0	129	29.9	25 to 35	91.5	18	14.0
16/02/2019	22:00	2	3	42	67	5	4	1	0	0	0	0	0	0	0	0	0	0	0	0	124	29.3	25 to 35	91.9	10	8.1
16/02/2019	23:00	0	4	35	51	9	2	0	0	0	0	0	0	0	0	0	0	0	0	0	101	29.6	25 to 35	94.1	11	10.9
24 Hr Summary		953	1336	2008	1538	182	39	4	0	0	0	0	0	0	0	0	0	0	0	0	6060	27.8	20 to 30	80.6	225	3.7

Incoming Direction Histogram

Norwich Road

from Thu-Feb-07-2019-01-00-PM to Thu-Mar-07-2019-03-59-PM

Date	Starting Hr:min	<15	15 to <20	20 to <25	25 to <30	30 to <35	35 to <40	40 to <45	45 to <50	50 to <55	55 to <60	60 to <65	65 to <70	70 to <75	75 to <80	80 to <85	85 to <90	90 to <95	95 to <100	100 to >105	Total Counts	85pct Speed	10mph Pace	% in pace	# of Speeders	% Speeders
17/02/2019	00:00	0	8	23	34	10	0	0	0	0	0	0	0	0	0	0	0	0	0	0	75	29.9	25 to 35	89.3	10	13.3
17/02/2019	01:00	0	0	4	12	5	1	0	0	0	0	0	0	0	0	0	0	0	0	0	22	33	25 to 35	95.5	6	27.3
17/02/2019	02:00	1	0	2	8	5	3	1	0	0	0	0	0	0	0	0	0	0	0	0	20	36.7	30 to 40	80.0	9	45.0
17/02/2019	03:00	0	0	3	3	1	1	0	0	1	0	0	0	0	0	0	0	0	0	0	9	40	25 to 35	77.8	3	33.3
17/02/2019	04:00	0	0	2	10	4	1	1	0	0	0	0	0	0	0	0	0	0	0	0	18	33.8	25 to 35	88.9	6	33.3
17/02/2019	05:00	0	3	5	23	3	0	1	0	0	0	0	0	0	0	0	0	0	0	0	35	29.8	20 to 30	88.6	4	11.4
17/02/2019	06:00	3	16	22	46	7	3	0	0	1	0	0	0	0	0	0	0	0	0	0	98	29.6	20 to 30	85.7	11	11.2
17/02/2019	07:00	2	4	30	67	14	2	0	0	0	0	0	0	0	0	0	0	0	0	0	119	29.9	25 to 35	93.3	16	13.4
17/02/2019	08:00	5	24	94	86	16	1	0	0	0	0	0	0	0	0	0	0	0	0	0	226	29	20 to 30	90.3	17	7.5
17/02/2019	09:00	49	101	163	130	10	2	0	0	0	0	0	0	0	0	0	0	0	0	0	455	27.8	20 to 30	86.6	12	2.6
17/02/2019	10:00	104	164	223	84	6	0	0	0	0	0	0	0	0	0	0	0	0	0	0	581	25.2	20 to 30	81.1	6	1.0
17/02/2019	11:00	136	159	135	70	5	1	0	0	0	0	0	0	0	0	0	0	0	0	0	506	25	15 to 25	78.5	6	1.2
17/02/2019	12:00	107	126	156	79	14	1	0	0	0	0	0	0	0	0	0	0	0	0	0	483	26.4	20 to 30	74.7	15	3.1
17/02/2019	13:00	55	91	160	121	11	0	0	0	0	0	0	0	0	0	0	0	0	0	0	438	27.7	20 to 30	84.9	11	2.5
17/02/2019	14:00	33	61	155	155	8	3	0	0	0	0	0	0	0	0	0	0	0	0	0	415	28.4	20 to 30	89.4	11	2.7
17/02/2019	15:00	25	63	167	125	14	1	0	0	0	0	0	0	0	0	0	0	0	0	0	395	28.2	20 to 30	89.9	15	3.8
17/02/2019	16:00	23	57	130	138	13	0	0	0	0	0	0	0	0	0	0	0	0	0	0	361	28.5	20 to 30	90.0	13	3.6
17/02/2019	17:00	9	42	146	131	4	1	0	0	0	0	0	0	0	0	0	0	0	0	0	333	28.3	20 to 30	95.8	5	1.5
17/02/2019	18:00	3	25	99	102	21	0	0	0	0	0	0	0	0	0	0	0	0	0	0	250	29.2	20 to 30	90.4	21	8.4
17/02/2019	19:00	0	12	72	95	10	4	0	0	0	0	0	0	0	0	0	0	0	0	0	193	29.2	20 to 30	92.7	14	7.3
17/02/2019	20:00	3	10	43	85	8	0	0	0	0	0	0	0	0	0	0	0	0	0	0	149	29.2	20 to 30	92.6	8	5.4
17/02/2019	21:00	0	6	25	58	6	2	0	0	0	0	0	0	0	0	0	0	0	0	0	97	29.4	20 to 30	91.8	8	8.2
17/02/2019	22:00	0	4	21	44	6	1	0	1	1	0	0	0	0	0	0	0	0	0	0	78	29.7	25 to 35	91.0	9	11.5
17/02/2019	23:00	0	0	6	16	3	2	0	0	0	0	0	0	0	0	0	0	0	0	0	27	31.7	25 to 35	92.6	5	18.5
24 Hr Summary		558	976	1886	1722	204	30	3	1	3	0	0	0	0	0	0	0	0	0	0	5383	28.4	20 to 30	85.2	241	4.5

Incoming Direction Histogram

Norwich Road

from Thu-Feb-07-2019-01-00-PM to Thu-Mar-07-2019-03-59-PM

Date	Starting Hr:min	<15	15 to <20	20 to <25	25 to <30	30 to <35	35 to <40	40 to <45	45 to <50	50 to <55	55 to <60	60 to <65	65 to <70	70 to <75	75 to <80	80 to <85	85 to <90	90 to <95	95 to <100	100 to >105	Total Counts	85pct Speed	10mph Pace	% in pace	# of Speeders	% Speeders
18/02/2019	00:00	0	1	2	5	0	1	0	0	0	0	0	0	0	0	0	0	0	0	0	9	30	20 to 30	88.9	1	11.1
18/02/2019	01:00	0	0	2	5	1	0	0	0	0	0	0	0	0	0	0	0	0	0	0	8	30	25 to 35	100.0	1	12.5
18/02/2019	02:00	0	0	0	1	0	0	1	0	0	0	0	0	0	0	0	0	0	0	0	2	45	20 to 30	50.0	1	50.0
18/02/2019	03:00	0	2	6	12	1	0	0	0	0	0	0	0	0	0	0	0	0	0	0	21	29.2	20 to 30	95.2	1	4.8
18/02/2019	04:00	0	4	12	18	4	1	1	0	0	0	0	0	0	0	0	0	0	0	0	40	30	20 to 30	85.0	6	15.0
18/02/2019	05:00	0	5	40	55	21	5	0	0	0	0	0	0	0	0	0	0	0	0	0	126	31.7	25 to 35	92.1	26	20.6
18/02/2019	06:00	28	45	118	126	24	1	1	0	0	0	0	0	0	0	0	0	0	0	0	343	29	20 to 30	84.3	26	7.6
18/02/2019	07:00	123	194	235	97	13	1	0	0	0	0	0	0	0	0	0	0	0	0	0	663	25.6	20 to 30	79.3	14	2.1
18/02/2019	08:00	107	131	198	104	8	0	0	1	0	0	0	0	0	0	0	0	0	0	0	549	26.5	20 to 30	78.9	9	1.6
18/02/2019	09:00	114	157	199	55	2	0	0	0	0	0	0	0	0	0	0	0	0	0	0	527	24.4	15 to 25	81.8	2	0.4
18/02/2019	10:00	142	188	129	28	3	0	0	0	0	0	0	0	0	0	0	0	0	0	0	490	23.3	15 to 25	86.7	3	0.6
18/02/2019	11:00	107	142	158	83	9	0	0	0	0	0	0	0	0	0	0	0	0	0	0	499	26	20 to 30	76.8	9	1.8
18/02/2019	12:00	105	133	146	65	5	1	0	0	0	0	0	0	0	0	0	0	0	0	0	455	25.2	15 to 25	77.6	6	1.3
18/02/2019	13:00	80	109	145	99	14	2	0	0	0	0	0	0	0	0	0	0	0	0	0	449	27.4	20 to 30	78.6	16	3.6
18/02/2019	14:00	3	45	177	207	20	1	0	0	0	0	0	0	0	0	0	0	0	0	0	453	28.9	20 to 30	94.7	21	4.6
18/02/2019	15:00	23	53	212	205	18	4	1	0	0	0	0	0	0	0	0	0	0	0	0	516	28.7	20 to 30	91.1	23	4.5
18/02/2019	16:00	5	41	216	212	17	3	1	0	0	0	0	0	0	0	0	0	0	0	0	495	28.8	20 to 30	94.7	21	4.2
18/02/2019	17:00	6	45	212	182	7	0	0	0	0	0	0	0	0	0	0	0	0	0	0	452	28.3	20 to 30	97.1	7	1.5
18/02/2019	18:00	5	61	145	171	8	2	0	0	0	0	0	0	0	0	0	0	0	0	0	392	28.6	20 to 30	96.2	10	2.6
18/02/2019	19:00	4	21	61	124	21	2	0	0	0	0	0	0	0	0	0	0	0	0	0	233	29.5	20 to 30	88.4	23	9.9
18/02/2019	20:00	3	11	44	111	17	1	0	0	0	0	0	0	0	0	0	0	0	0	0	187	29.5	25 to 35	92.0	18	9.6
18/02/2019	21:00	3	7	15	59	12	2	0	0	0	0	0	0	0	0	0	0	0	0	0	98	29.9	25 to 35	87.8	14	14.3
18/02/2019	22:00	0	5	23	50	15	3	1	0	0	0	0	0	0	0	0	0	0	0	0	97	31.3	25 to 35	90.7	19	19.6
18/02/2019	23:00	0	0	11	14	1	0	0	0	0	0	0	1	0	0	0	0	0	0	0	27	29.3	25 to 35	96.3	2	7.4
24 Hr Summary		858	1400	2506	2088	241	30	6	1	0	0	0	1	0	0	0	0	0	0	0	7131	28.1	20 to 30	84.1	279	3.9

Incoming Direction Histogram

Norwich Road

from Thu-Feb-07-2019-01-00-PM to Thu-Mar-07-2019-03-59-PM

Date	Starting Hr:min	<15	15 to <20	20 to <25	25 to <30	30 to <35	35 to <40	40 to <45	45 to <50	50 to <55	55 to <60	60 to <65	65 to <70	70 to <75	75 to <80	80 to <85	85 to <90	90 to <95	95 to <100	100 to >105	Total Counts	85pct Speed	10mph Pace	% in pace	# of Speeders	% Speeders
19/02/2019	00:00	0	0	4	5	3	1	0	0	0	0	0	0	0	0	0	0	0	0	0	13	33.3	25 to 35	92.3	4	30.8
19/02/2019	01:00	0	0	5	7	3	1	0	0	0	0	0	0	0	0	0	0	0	0	0	16	33.3	25 to 35	93.8	4	25.0
19/02/2019	02:00	0	1	0	1	0	0	1	0	0	0	0	0	0	0	0	0	0	0	0	3	45	20 to 30	66.7	1	33.3
19/02/2019	03:00	0	0	1	5	3	1	0	0	0	0	0	0	0	0	0	0	0	0	0	10	33.3	25 to 35	90.0	4	40.0
19/02/2019	04:00	1	1	6	16	7	1	1	0	0	0	0	0	0	0	0	0	0	0	0	33	32.9	25 to 35	87.9	9	27.3
19/02/2019	05:00	0	1	21	56	17	4	0	0	0	0	0	0	0	0	0	0	0	0	0	99	31.8	25 to 35	94.9	21	21.2
19/02/2019	06:00	2	14	128	174	28	4	0	0	0	0	0	0	0	0	0	0	0	0	0	350	29.4	25 to 35	94.3	32	9.1
19/02/2019	07:00	49	148	376	228	19	3	0	1	0	0	0	0	0	0	0	0	0	0	0	824	27.8	20 to 30	91.3	23	2.8
19/02/2019	08:00	4	96	305	243	20	1	0	0	0	0	0	0	0	0	0	0	0	0	0	669	28.4	20 to 30	96.3	21	3.1
19/02/2019	09:00	103	123	204	149	10	0	0	0	0	0	0	0	0	0	0	0	0	0	0	589	27.4	20 to 30	80.8	10	1.7
19/02/2019	10:00	38	81	261	202	8	1	0	0	0	0	0	0	0	0	0	0	0	0	0	591	28	20 to 30	92.0	9	1.5
19/02/2019	11:00	32	67	197	263	15	1	0	0	0	0	0	0	0	0	0	0	0	0	0	575	28.7	20 to 30	91.7	16	2.8
19/02/2019	12:00	4	46	198	240	16	0	0	0	0	0	0	0	0	0	0	0	0	0	0	504	28.8	20 to 30	96.0	16	3.2
19/02/2019	13:00	14	53	205	247	21	0	0	0	0	0	0	0	0	0	0	0	0	0	0	540	28.8	20 to 30	93.5	21	3.9
19/02/2019	14:00	5	38	149	236	19	2	0	0	0	0	0	0	0	0	0	0	0	0	0	449	29	20 to 30	94.2	21	4.7
19/02/2019	15:00	14	54	177	231	17	0	0	0	0	0	0	0	0	0	0	0	0	0	0	493	28.8	20 to 30	93.7	17	3.4
19/02/2019	16:00	20	70	209	199	25	0	0	0	0	0	0	0	0	0	0	0	0	0	0	523	28.7	20 to 30	91.4	25	4.8
19/02/2019	17:00	39	59	202	198	17	3	0	0	0	0	0	0	0	0	0	0	0	0	0	518	28.5	20 to 30	88.6	20	3.9
19/02/2019	18:00	3	20	177	218	20	0	0	0	0	0	0	0	0	0	0	0	0	0	0	438	28.9	20 to 30	94.7	20	4.6
19/02/2019	19:00	2	14	82	150	25	0	0	0	0	0	0	0	0	0	0	0	0	0	0	273	29.5	25 to 35	94.1	25	9.2
19/02/2019	20:00	0	4	41	108	28	1	0	0	0	0	0	0	0	0	0	0	0	0	0	182	30.4	25 to 35	97.3	29	15.9
19/02/2019	21:00	1	3	26	81	17	4	0	0	0	0	0	0	0	0	0	0	0	0	0	132	30.3	25 to 35	93.9	21	15.9
19/02/2019	22:00	0	1	10	53	11	1	0	1	0	0	0	0	0	0	0	0	0	0	0	77	30.5	25 to 35	96.1	13	16.9
19/02/2019	23:00	0	0	10	26	6	0	0	0	0	0	0	0	0	0	0	0	0	0	0	42	30	25 to 35	100.0	6	14.3
24 Hr Summary		331	894	2994	3336	355	29	2	2	0	0	0	0	0	0	0	0	0	0	0	7943	28.8	20 to 30	90.9	388	4.9

Incoming Direction Histogram

Norwich Road

from Thu-Feb-07-2019-01-00-PM to Thu-Mar-07-2019-03-59-PM

Date	Starting Hr:min	<15	15 to <20	20 to <25	25 to <30	30 to <35	35 to <40	40 to <45	45 to <50	50 to <55	55 to <60	60 to <65	65 to <70	70 to <75	75 to <80	80 to <85	85 to <90	90 to <95	95 to <100	100 to >105	Total Counts	85pct Speed	10mph Pace	% in pace	# of Speeders	% Speeders
20/02/2019	00:00	0	0	3	15	6	1	1	0	0	0	0	0	0	0	0	0	0	0	0	26	33.3	25 to 35	92.3	8	30.8
20/02/2019	01:00	0	1	2	3	0	0	0	0	1	0	0	0	0	0	0	0	0	0	0	7	30	20 to 30	85.7	1	14.3
20/02/2019	02:00	0	0	0	1	1	0	0	0	0	0	0	0	0	0	0	0	0	0	0	2	35	25 to 35	100.0	1	50.0
20/02/2019	03:00	0	0	5	4	3	0	0	0	0	0	0	0	0	0	0	0	0	0	0	12	31.7	25 to 35	100.0	3	25.0
20/02/2019	04:00	0	1	8	18	6	1	0	0	0	0	0	0	0	0	0	0	0	0	0	34	31.7	25 to 35	94.1	7	20.6
20/02/2019	05:00	0	0	27	70	11	1	0	0	0	0	0	0	0	0	0	0	0	0	0	109	29.7	25 to 35	99.1	12	11.0
20/02/2019	06:00	1	20	121	193	31	3	0	1	0	0	0	0	0	0	0	0	0	0	0	370	29.5	25 to 35	93.2	35	9.5
20/02/2019	07:00	236	184	208	42	4	1	0	0	0	0	0	0	0	0	0	0	0	0	0	675	23.7	15 to 25	81.0	5	0.7
20/02/2019	08:00	78	145	282	165	9	0	0	0	0	0	0	0	0	0	0	0	0	0	0	679	27.2	20 to 30	87.2	9	1.3
20/02/2019	09:00	197	101	153	89	5	1	0	0	0	0	0	0	0	0	0	0	0	0	0	546	25.7	15 to 25	67.6	6	1.1
20/02/2019	10:00	302	112	27	5	1	0	0	0	0	0	0	0	0	0	0	0	0	0	0	447	18.5	10 to 20	92.6	1	0.2
20/02/2019	11:00	78	87	196	142	8	0	0	0	0	0	0	0	0	0	0	0	0	0	0	511	27.6	20 to 30	83.2	8	1.6
20/02/2019	12:00	10	29	193	244	32	2	1	0	0	0	0	0	0	0	0	0	0	0	0	511	29.1	25 to 35	91.8	35	6.8
20/02/2019	13:00	67	67	185	179	13	1	0	0	0	0	0	0	0	0	0	0	0	0	0	512	28.2	20 to 30	84.2	14	2.7
20/02/2019	14:00	14	84	188	205	17	0	0	0	0	0	0	0	0	0	0	0	0	0	0	508	28.6	20 to 30	93.9	17	3.3
20/02/2019	15:00	27	73	190	245	17	3	0	0	0	0	0	0	0	0	0	0	0	0	0	555	28.7	20 to 30	91.5	20	3.6
20/02/2019	16:00	121	107	203	84	3	0	0	0	0	0	0	0	0	0	0	0	0	0	0	518	25.5	15 to 25	76.6	3	0.6
20/02/2019	17:00	55	106	235	123	20	1	0	0	0	0	0	0	0	0	0	0	0	0	0	540	27.6	20 to 30	85.9	21	3.9
20/02/2019	18:00	9	49	190	191	17	1	1	0	0	0	0	0	0	0	0	0	0	0	0	458	28.7	20 to 30	93.9	19	4.1
20/02/2019	19:00	1	21	88	146	23	3	0	0	0	0	0	0	0	0	0	0	0	0	0	282	29.5	25 to 35	91.1	26	9.2
20/02/2019	20:00	2	14	43	100	20	3	0	0	0	0	0	0	0	0	0	0	0	0	0	182	29.8	25 to 35	89.6	23	12.6
20/02/2019	21:00	0	5	44	79	13	4	0	1	0	0	0	0	0	0	0	0	0	0	0	146	29.7	25 to 35	93.2	18	12.3
20/02/2019	22:00	0	8	16	57	15	0	1	0	0	0	0	0	0	0	0	0	0	0	0	97	30.3	25 to 35	90.7	16	16.5
20/02/2019	23:00	0	1	10	33	3	2	0	0	0	0	0	0	0	0	0	0	0	0	0	49	29.7	25 to 35	93.9	5	10.2
24 Hr Summary		1198	1215	2617	2433	278	28	4	2	1	0	0	0	0	0	0	0	0	0	0	7776	28.2	20 to 30	80.6	313	4.0

Incoming Direction Histogram

Norwich Road

from Thu-Feb-07-2019-01-00-PM to Thu-Mar-07-2019-03-59-PM

Date	Starting Hr:min	<15	15 to <20	20 to <25	25 to <30	30 to <35	35 to <40	40 to <45	45 to <50	50 to <55	55 to <60	60 to <65	65 to <70	70 to <75	75 to <80	80 to <85	85 to <90	90 to <95	95 to <100	100 to >105	Total Counts	85pct Speed	10mph Pace	% in pace	# of Speeders	% Speeders
21/02/2019	00:00	0	0	5	7	3	2	0	0	0	0	0	0	0	0	0	0	0	0	0	17	33.3	25 to 35	88.2	5	29.4
21/02/2019	01:00	1	0	4	4	2	1	0	1	0	0	0	0	0	0	0	0	0	0	0	13	35	25 to 35	76.9	4	30.8
21/02/2019	02:00	0	1	5	5	0	0	0	0	0	0	0	0	0	0	0	0	0	0	0	11	28	20 to 30	100.0	*	*
21/02/2019	03:00	0	0	4	5	3	0	0	0	1	0	0	0	0	0	0	0	0	0	0	13	33.3	25 to 35	92.3	4	30.8
21/02/2019	04:00	0	2	8	17	5	1	0	1	0	0	0	0	0	0	0	0	0	0	0	34	32	25 to 35	88.2	7	20.6
21/02/2019	05:00	0	4	29	56	20	1	1	0	0	0	0	0	0	0	0	0	0	0	0	111	31.2	25 to 35	94.6	22	19.8
21/02/2019	06:00	1	10	121	216	21	3	1	0	0	0	0	0	0	0	0	0	0	0	0	373	29.3	25 to 35	96.0	25	6.7
21/02/2019	07:00	239	191	141	63	3	0	0	0	0	0	0	0	0	0	0	0	0	0	0	637	23.9	15 to 25	78.0	3	0.5
21/02/2019	08:00	106	149	226	145	10	0	0	0	0	0	0	0	0	0	0	0	0	0	0	636	27.1	20 to 30	81.8	10	1.6
21/02/2019	09:00	174	76	135	112	7	0	1	0	0	0	0	0	0	0	0	0	0	0	0	505	27	20 to 30	64.0	8	1.6
21/02/2019	10:00	250	137	55	25	0	0	0	0	0	0	0	0	0	0	0	0	0	0	0	467	20.9	10 to 20	82.9	*	*
21/02/2019	11:00	76	66	100	79	6	0	0	0	0	0	0	0	0	0	0	0	0	0	0	327	27.3	20 to 30	74.9	6	1.8
21/02/2019	12:00	8	35	236	239	24	0	0	0	0	0	0	0	0	0	0	0	0	0	0	542	28.8	20 to 30	94.1	24	4.4
21/02/2019	13:00	1	45	197	208	20	1	1	0	0	0	0	0	0	0	0	0	0	0	0	473	28.8	20 to 30	95.1	22	4.7
21/02/2019	14:00	9	46	188	196	27	1	0	0	0	0	0	0	0	0	0	0	0	0	0	467	28.9	20 to 30	92.1	28	6.0
21/02/2019	15:00	11	32	203	258	26	3	0	0	0	0	0	0	0	0	0	0	0	0	0	533	29	20 to 30	92.5	29	5.4
21/02/2019	16:00	16	35	192	286	36	5	0	0	0	0	0	0	0	0	0	0	0	0	0	570	29.2	25 to 35	90.2	41	7.2
21/02/2019	17:00	3	39	214	237	18	2	0	0	0	0	0	0	0	0	0	0	0	0	0	513	28.8	20 to 30	95.5	20	3.9
21/02/2019	18:00	2	29	198	223	14	0	0	0	0	0	0	0	0	0	0	0	0	0	0	466	28.7	20 to 30	96.6	14	3.0
21/02/2019	19:00	3	12	97	151	26	2	1	0	0	0	0	0	0	0	0	0	0	0	0	292	29.5	25 to 35	93.8	29	9.9
21/02/2019	20:00	2	5	44	90	24	3	0	0	0	0	0	0	0	0	0	0	0	0	0	168	30.4	25 to 35	94.0	27	16.1
21/02/2019	21:00	2	11	55	94	15	3	1	0	0	0	0	0	0	0	0	0	0	0	0	181	29.6	25 to 35	90.6	19	10.5
21/02/2019	22:00	0	2	30	74	9	3	0	0	0	0	0	0	0	0	0	0	0	0	0	118	29.6	25 to 35	95.8	12	10.2
21/02/2019	23:00	0	2	11	31	11	1	0	0	0	0	0	0	0	0	0	0	0	0	0	56	31.8	25 to 35	94.6	12	21.4
24 Hr Summary		904	929	2498	2821	330	32	6	2	1	0	0	0	0	0	0	0	0	0	0	7523	28.7	20 to 30	83.1	371	4.9

Incoming Direction Histogram

Norwich Road

from Thu-Feb-07-2019-01-00-PM to Thu-Mar-07-2019-03-59-PM

Date	Starting Hr:min	<15	15 to <20	20 to <25	25 to <30	30 to <35	35 to <40	40 to <45	45 to <50	50 to <55	55 to <60	60 to <65	65 to <70	70 to <75	75 to <80	80 to <85	85 to <90	90 to <95	95 to <100	100 to >105	Total Counts	85pct Speed	10mph Pace	% in pace	# of Speeders	% Speeders
22/02/2019	00:00	4	14	8	13	3	2	0	0	0	0	0	0	0	0	0	0	0	0	0	44	29.2	20 to 30	79.5	5	11.4
22/02/2019	01:00	0	0	3	6	2	1	0	0	0	0	0	0	0	0	0	0	0	0	0	12	32.5	25 to 35	91.7	3	25.0
22/02/2019	02:00	0	0	2	4	1	1	0	0	0	0	0	0	0	0	0	0	0	0	0	8	35	25 to 35	87.5	2	25.0
22/02/2019	03:00	0	0	1	5	3	0	1	0	0	1	0	0	0	0	0	0	0	0	0	11	35	25 to 35	81.8	5	45.5
22/02/2019	04:00	0	1	8	16	4	0	0	0	0	0	0	0	0	0	0	0	0	0	0	29	30	25 to 35	96.6	4	13.8
22/02/2019	05:00	0	3	25	63	14	6	1	0	0	0	0	0	0	0	0	0	0	0	0	112	31.4	25 to 35	91.1	21	18.8
22/02/2019	06:00	1	19	105	177	30	2	1	0	0	0	0	0	0	0	0	0	0	0	0	335	29.5	25 to 35	93.1	33	9.9
22/02/2019	07:00	61	93	276	254	17	1	1	0	0	0	0	0	0	0	0	0	0	0	0	703	28.3	20 to 30	88.6	19	2.7
22/02/2019	08:00	52	89	244	224	22	4	0	0	0	0	0	0	0	0	0	0	0	0	0	635	28.5	20 to 30	87.7	26	4.1
22/02/2019	09:00	2	31	251	335	13	2	0	0	0	0	0	0	0	0	0	0	0	0	0	634	28.8	20 to 30	97.3	15	2.4
22/02/2019	10:00	107	105	223	146	13	0	1	0	0	0	0	0	0	0	0	0	0	0	0	595	27.4	20 to 30	79.7	14	2.4
22/02/2019	11:00	3	42	275	238	16	1	0	0	0	0	0	0	0	0	0	0	0	0	0	575	28.6	20 to 30	96.5	17	3.0
22/02/2019	12:00	3	27	169	281	42	2	0	0	0	0	0	0	0	0	0	0	0	0	0	524	29.4	25 to 35	93.9	44	8.4
22/02/2019	13:00	1	35	172	258	33	2	1	0	0	0	0	0	0	0	0	0	0	0	0	502	29.2	20 to 30	92.6	36	7.2
22/02/2019	14:00	2	48	250	230	24	2	0	0	0	0	0	0	0	0	0	0	0	0	0	556	28.8	20 to 30	95.0	26	4.7
22/02/2019	15:00	9	37	209	254	33	0	0	0	0	0	0	0	0	0	0	0	0	0	0	542	29.1	20 to 30	92.3	33	6.1
22/02/2019	16:00	25	42	164	241	30	0	0	0	0	0	0	0	0	0	0	0	0	0	0	502	29.1	20 to 30	89.0	30	6.0
22/02/2019	17:00	7	33	253	255	28	2	0	0	0	0	0	0	0	0	0	0	0	0	0	578	28.9	20 to 30	93.6	30	5.2
22/02/2019	18:00	2	44	204	199	12	3	1	0	0	0	0	0	0	0	0	0	0	0	0	465	28.6	20 to 30	96.1	16	3.4
22/02/2019	19:00	2	5	93	177	24	5	0	0	0	0	0	0	0	0	0	0	0	0	0	306	29.5	25 to 35	96.1	29	9.5
22/02/2019	20:00	1	4	35	88	23	3	0	0	0	0	0	0	0	0	0	0	0	0	0	154	30.7	25 to 35	94.8	26	16.9
22/02/2019	21:00	4	8	34	91	19	3	0	0	0	0	0	0	0	0	0	0	0	0	0	159	29.9	25 to 35	90.6	22	13.8
22/02/2019	22:00	0	7	34	67	12	5	0	0	0	0	0	0	0	0	0	0	0	0	0	125	29.9	25 to 35	90.4	17	13.6
22/02/2019	23:00	0	2	8	37	10	3	0	0	0	0	0	0	0	0	0	0	0	0	0	60	32	25 to 35	91.7	13	21.7
24 Hr Summary		286	689	3046	3659	428	50	7	0	0	1	0	0	0	0	0	0	0	0	0	8166	29	20 to 30	90.5	486	6.0

Incoming Direction Histogram

Norwich Road

from Thu-Feb-07-2019-01-00-PM to Thu-Mar-07-2019-03-59-PM

Date	Starting Hr:min	<15	15 to <20	20 to <25	25 to <30	30 to <35	35 to <40	40 to <45	45 to <50	50 to <55	55 to <60	60 to <65	65 to <70	70 to <75	75 to <80	80 to <85	85 to <90	90 to <95	95 to <100	100 to >105	Total Counts	85pct Speed	10mph Pace	% in pace	# of Speeders	% Speeders
23/02/2019	00:00	0	0	14	18	11	3	1	0	0	0	0	0	0	0	0	0	0	0	0	47	33.6	25 to 35	91.5	15	31.9
23/02/2019	01:00	0	1	3	12	5	5	0	0	0	0	0	0	0	0	0	0	0	0	0	26	36	30 to 40	84.6	10	38.5
23/02/2019	02:00	0	1	4	8	6	4	1	0	0	0	0	0	0	0	0	0	0	0	0	24	36.2	25 to 35	75.0	11	45.8
23/02/2019	03:00	0	0	4	6	3	2	0	0	0	0	0	0	0	0	0	0	0	0	0	15	35	25 to 35	86.7	5	33.3
23/02/2019	04:00	0	2	5	7	2	1	1	0	0	0	0	0	0	0	0	0	0	0	0	18	32.5	20 to 30	77.8	4	22.2
23/02/2019	05:00	0	0	5	24	8	4	1	1	0	0	0	0	0	0	0	0	0	0	0	43	35	25 to 35	86.0	14	32.6
23/02/2019	06:00	0	1	18	59	27	7	1	0	0	0	0	0	0	0	0	0	0	0	0	113	33.3	25 to 35	92.0	35	31.0
23/02/2019	07:00	0	3	75	178	38	1	0	0	0	0	0	0	0	0	0	0	0	0	0	295	29.9	25 to 35	98.6	39	13.2
23/02/2019	08:00	0	21	160	269	33	2	0	0	0	0	0	0	0	0	0	0	0	0	0	485	29.3	25 to 35	95.3	35	7.2
23/02/2019	09:00	10	65	248	258	15	2	0	0	0	0	0	0	0	0	0	0	0	0	0	598	28.6	20 to 30	95.5	17	2.8
23/02/2019	10:00	8	74	302	282	23	1	0	0	0	0	0	0	0	0	0	0	0	0	0	690	28.6	20 to 30	95.4	24	3.5
23/02/2019	11:00	15	52	247	274	33	1	0	0	0	0	0	0	0	0	0	0	0	0	0	622	28.9	20 to 30	92.1	34	5.5
23/02/2019	12:00	8	45	247	287	18	1	0	0	0	0	0	0	0	0	0	0	0	0	0	606	28.7	20 to 30	95.5	19	3.1
23/02/2019	13:00	2	32	249	316	32	2	0	0	0	0	0	0	0	0	0	0	0	0	0	633	29	20 to 30	94.3	34	5.4
23/02/2019	14:00	2	24	155	263	38	3	0	0	0	0	0	0	0	0	0	0	0	0	0	485	29.4	25 to 35	94.0	41	8.5
23/02/2019	15:00	3	24	134	220	31	0	0	1	0	0	0	0	0	0	0	0	0	0	0	413	29.3	25 to 35	93.2	32	7.7
23/02/2019	16:00	2	31	166	234	25	0	0	0	0	0	0	0	0	0	0	0	0	0	0	458	29.1	20 to 30	94.1	25	5.5
23/02/2019	17:00	0	12	116	211	42	0	0	0	0	0	0	0	0	0	0	0	0	0	0	381	29.6	25 to 35	96.9	42	11.0
23/02/2019	18:00	0	15	125	197	33	0	0	0	0	0	0	0	0	0	0	0	0	0	0	370	29.4	25 to 35	95.9	33	8.9
23/02/2019	19:00	0	4	77	175	22	1	0	0	0	0	0	0	0	0	0	0	0	0	0	279	29.5	25 to 35	98.2	23	8.2
23/02/2019	20:00	0	3	40	102	20	1	2	0	0	0	0	0	0	0	0	0	0	0	0	168	29.9	25 to 35	96.4	23	13.7
23/02/2019	21:00	0	0	41	79	14	4	0	0	0	0	0	0	0	0	0	0	0	0	0	138	29.8	25 to 35	97.1	18	13.0
23/02/2019	22:00	0	5	27	57	15	2	3	0	0	0	0	0	0	0	0	0	0	0	0	109	31.3	25 to 35	90.8	20	18.3
23/02/2019	23:00	0	0	25	43	12	3	0	0	0	0	0	0	0	0	0	0	0	0	0	83	31.2	25 to 35	96.4	15	18.1
24 Hr Summary		50	415	2487	3579	506	50	10	2	0	0	0	0	0	0	0	0	0	0	0	7099	29.3	25 to 35	92.6	568	8.0

Incoming Direction Histogram

Norwich Road

from Thu-Feb-07-2019-01-00-PM to Thu-Mar-07-2019-03-59-PM

Date	Starting Hr:min	<15	15 to <20	20 to <25	25 to <30	30 to <35	35 to <40	40 to <45	45 to <50	50 to <55	55 to <60	60 to <65	65 to <70	70 to <75	75 to <80	80 to <85	85 to <90	90 to <95	95 to <100	100 to >105	Total Counts	85pct Speed	10mph Pace	% in pace	# of Speeders	% Speeders
24/02/2019	00:00	1	0	7	37	11	4	0	0	0	0	0	0	0	0	0	0	0	0	0	60	32.7	25 to 35	91.7	15	25.0
24/02/2019	01:00	0	1	11	16	6	5	1	1	1	0	0	0	0	0	0	0	0	0	0	42	37	25 to 35	78.6	14	33.3
24/02/2019	02:00	0	1	6	17	7	2	1	0	0	0	0	0	0	0	0	0	0	0	0	34	33.6	25 to 35	88.2	10	29.4
24/02/2019	03:00	0	0	5	5	1	8	1	0	1	0	0	0	0	0	0	0	0	0	0	21	39.4	30 to 40	66.7	11	52.4
24/02/2019	04:00	0	0	3	13	3	1	0	0	0	0	0	0	0	0	0	0	0	0	0	20	31.7	25 to 35	95.0	4	20.0
24/02/2019	05:00	0	1	8	27	11	0	0	0	1	0	0	0	0	0	0	0	0	0	0	48	32.3	25 to 35	95.8	12	25.0
24/02/2019	06:00	1	0	20	46	19	3	1	0	0	0	0	0	0	0	0	0	0	0	0	90	32.4	25 to 35	94.4	23	25.6
24/02/2019	07:00	2	1	15	82	24	3	0	0	0	0	0	0	0	0	0	0	0	0	0	127	31.7	25 to 35	95.3	27	21.3
24/02/2019	08:00	1	3	58	145	32	4	0	0	0	0	0	0	0	0	0	0	0	0	0	243	30	25 to 35	96.7	36	14.8
24/02/2019	09:00	1	26	159	273	31	0	1	0	0	0	0	0	0	0	0	0	0	0	0	491	29.2	25 to 35	94.3	32	6.5
24/02/2019	10:00	162	81	159	142	14	0	0	1	0	0	0	0	0	0	0	0	0	0	0	559	27.6	20 to 30	68.3	15	2.7
24/02/2019	11:00	3	34	214	316	23	1	1	0	0	0	0	0	0	0	0	0	0	0	0	592	29	20 to 30	95.3	25	4.2
24/02/2019	12:00	1	21	172	287	24	2	0	0	0	0	0	0	0	0	0	0	0	0	0	507	29.1	25 to 35	95.3	26	5.1
24/02/2019	13:00	0	17	122	305	46	0	0	0	0	0	0	0	0	0	0	0	0	0	0	490	29.5	25 to 35	96.5	46	9.4
24/02/2019	14:00	1	13	104	272	37	3	0	0	0	0	0	0	0	0	0	0	0	0	0	430	29.6	25 to 35	96.0	40	9.3
24/02/2019	15:00	2	10	89	192	36	1	0	0	0	0	0	0	0	0	0	0	0	0	0	330	29.7	25 to 35	96.1	37	11.2
24/02/2019	16:00	1	18	121	225	43	7	0	0	0	0	0	0	0	0	0	0	0	0	0	415	29.7	25 to 35	93.7	50	12.0
24/02/2019	17:00	2	10	89	207	33	2	1	0	0	0	0	0	0	0	0	0	0	0	0	344	29.6	25 to 35	95.6	36	10.5
24/02/2019	18:00	7	15	82	169	23	1	0	0	0	0	0	0	0	0	0	0	0	0	0	297	29.4	25 to 35	92.3	24	8.1
24/02/2019	19:00	0	3	44	128	24	4	0	0	0	0	0	0	0	0	0	0	0	0	0	203	29.9	25 to 35	96.6	28	13.8
24/02/2019	20:00	2	9	35	87	14	5	0	0	0	0	0	0	0	0	0	0	0	0	0	152	29.8	25 to 35	89.5	19	12.5
24/02/2019	21:00	0	5	24	60	11	4	1	0	0	0	0	0	0	0	0	0	0	0	0	105	30	25 to 35	90.5	16	15.2
24/02/2019	22:00	0	1	10	37	6	1	0	0	0	0	0	0	0	0	0	0	0	0	0	55	29.9	25 to 35	96.4	7	12.7
24/02/2019	23:00	0	0	4	14	4	1	0	0	0	0	0	0	0	0	0	0	0	0	0	23	32.5	25 to 35	95.7	5	21.7
24 Hr Summary		187	270	1561	3102	483	62	8	2	3	0	0	0	0	0	0	0	0	0	0	5678	29.5	25 to 35	90.6	558	9.8

Incoming Direction Histogram

Norwich Road

from Thu-Feb-07-2019-01-00-PM to Thu-Mar-07-2019-03-59-PM

Date	Starting Hr:min	<15	15 to <20	20 to <25	25 to <30	30 to <35	35 to <40	40 to <45	45 to <50	50 to <55	55 to <60	60 to <65	65 to <70	70 to <75	75 to <80	80 to <85	85 to <90	90 to <95	95 to <100	100 to >105	Total Counts	85pct Speed	10mph Pace	% in pace	# of Speeders	% Speeders
25/02/2019	00:00	0	3	1	1	2	0	0	1	0	0	0	0	0	0	0	0	0	0	0	8	35	20 to 30	62.5	3	37.5
25/02/2019	01:00	0	0	3	2	0	0	0	0	0	0	0	0	0	0	0	0	0	0	0	5	27.5	20 to 30	100.0	*	*
25/02/2019	02:00	0	0	1	1	2	1	0	0	0	0	0	0	0	0	0	0	0	0	0	5	35	25 to 35	80.0	3	60.0
25/02/2019	03:00	0	1	0	8	4	0	0	0	0	0	0	0	0	0	0	0	0	0	0	13	32.5	25 to 35	92.3	4	30.8
25/02/2019	04:00	0	1	9	22	7	3	1	0	0	0	0	0	0	0	0	0	0	0	0	43	33.6	25 to 35	88.4	11	25.6
25/02/2019	05:00	1	1	25	74	21	1	1	0	0	0	0	0	0	0	0	0	0	0	0	124	31	25 to 35	96.8	23	18.5
25/02/2019	06:00	3	17	121	219	29	1	0	0	0	0	0	0	0	0	0	0	0	0	0	390	29.4	25 to 35	94.6	30	7.7
25/02/2019	07:00	193	206	171	67	5	0	0	0	0	0	0	0	0	0	0	0	0	0	0	642	24.3	15 to 25	77.7	5	0.8
25/02/2019	08:00	142	185	211	136	16	0	1	0	0	0	0	0	0	0	0	0	0	0	0	691	26.8	20 to 30	77.0	17	2.5
25/02/2019	09:00	72	77	256	199	17	1	0	0	0	0	0	0	0	0	0	0	0	0	0	622	28.1	20 to 30	85.5	18	2.9
25/02/2019	10:00	8	55	243	244	22	0	1	0	0	0	0	0	0	0	0	0	0	0	0	573	28.7	20 to 30	94.6	23	4.0
25/02/2019	11:00	2	26	191	235	22	1	0	0	0	0	0	0	0	0	0	0	0	0	0	477	29	20 to 30	94.8	23	4.8
25/02/2019	12:00	10	25	173	227	20	2	1	0	0	0	0	0	0	0	0	0	0	0	0	458	29	20 to 30	92.8	23	5.0
25/02/2019	13:00	2	29	135	227	27	0	0	0	0	0	0	0	0	0	0	0	0	0	0	420	29.2	20 to 30	93.1	27	6.4
25/02/2019	14:00	6	55	205	215	15	0	0	0	0	0	0	0	0	0	0	0	0	0	0	496	28.6	20 to 30	95.8	15	3.0
25/02/2019	15:00	47	119	199	167	10	0	0	0	0	0	0	0	0	0	0	0	0	0	0	542	27.9	20 to 30	89.5	10	1.8
25/02/2019	16:00	7	96	273	193	19	1	0	0	0	0	0	0	0	0	0	0	0	0	0	589	28.2	20 to 30	95.4	20	3.4
25/02/2019	17:00	8	72	237	220	14	1	0	0	0	0	0	0	0	0	0	0	0	0	0	552	28.5	20 to 30	95.8	15	2.7
25/02/2019	18:00	0	46	141	202	19	2	0	0	0	0	0	0	0	0	0	0	0	0	0	410	29	20 to 30	94.9	21	5.1
25/02/2019	19:00	4	30	97	129	18	2	0	0	0	0	0	0	0	0	0	0	0	0	0	280	29.1	20 to 30	91.4	20	7.1
25/02/2019	20:00	3	15	33	87	11	6	2	1	0	0	0	0	0	0	0	0	0	0	0	158	29.8	20 to 30	85.4	20	12.7
25/02/2019	21:00	3	9	20	75	15	1	0	0	0	0	0	0	0	0	0	0	0	0	0	123	29.9	25 to 35	89.4	16	13.0
25/02/2019	22:00	1	2	19	37	9	2	0	0	0	0	0	0	0	0	0	0	0	0	0	70	30.6	25 to 35	92.9	11	15.7
25/02/2019	23:00	0	0	7	17	8	0	1	0	0	0	0	0	0	0	0	0	0	0	0	33	32.5	25 to 35	97.0	9	27.3
24 Hr Summary		512	1070	2771	3004	332	25	8	2	0	0	0	0	0	0	0	0	0	0	0	7724	28.7	20 to 30	88.6	367	4.8

Incoming Direction Histogram

Norwich Road

from Thu-Feb-07-2019-01-00-PM to Thu-Mar-07-2019-03-59-PM

Date	Starting Hr:min	<15	15 to <20	20 to <25	25 to <30	30 to <35	35 to <40	40 to <45	45 to <50	50 to <55	55 to <60	60 to <65	65 to <70	70 to <75	75 to <80	80 to <85	85 to <90	90 to <95	95 to <100	100 to >105	Total Counts	85pct Speed	10mph Pace	% in pace	# of Speeders	% Speeders
26/02/2019	00:00	0	0	4	10	2	1	1	0	0	0	0	0	0	0	0	0	0	0	0	18	32.5	25 to 35	88.9	4	22.2
26/02/2019	01:00	0	0	1	7	2	0	1	0	0	0	0	0	0	0	0	0	0	0	0	11	32.5	25 to 35	90.9	3	27.3
26/02/2019	02:00	0	0	2	6	0	1	0	0	0	0	0	0	0	0	0	0	0	0	0	9	30	20 to 30	88.9	1	11.1
26/02/2019	03:00	0	0	0	6	2	0	0	1	0	0	0	0	0	0	0	0	0	0	0	9	35	25 to 35	88.9	3	33.3
26/02/2019	04:00	0	3	8	18	5	1	0	0	0	0	0	0	0	0	0	0	0	0	0	35	31	25 to 35	88.6	6	17.1
26/02/2019	05:00	3	5	45	89	11	1	0	0	0	0	0	0	0	0	0	0	0	0	0	154	29.4	25 to 35	94.2	12	7.8
26/02/2019	06:00	1	18	130	207	31	1	0	0	0	0	0	0	0	0	0	0	0	0	0	388	29.4	25 to 35	94.8	32	8.2
26/02/2019	07:00	195	286	240	65	7	0	0	0	0	0	0	0	0	0	0	0	0	0	0	793	24	15 to 25	84.6	7	0.9
26/02/2019	08:00	84	174	324	156	12	1	0	0	0	0	0	0	0	0	0	0	0	0	0	751	26.8	20 to 30	87.1	13	1.7
26/02/2019	09:00	38	82	287	257	22	1	0	0	0	0	0	0	0	0	0	0	0	0	0	687	28.4	20 to 30	91.1	23	3.3
26/02/2019	10:00	2	49	210	244	20	1	0	0	0	0	0	0	0	0	0	0	0	0	0	526	28.8	20 to 30	95.6	21	4.0
26/02/2019	11:00	3	25	195	276	29	3	0	0	0	0	0	0	0	0	0	0	0	0	0	531	29.1	25 to 35	94.2	32	6.0
26/02/2019	12:00	2	26	147	254	23	0	1	0	0	0	0	0	0	0	0	0	0	0	0	453	29.1	20 to 30	94.3	24	5.3
26/02/2019	13:00	3	33	199	214	27	3	0	0	0	0	0	0	0	0	0	0	0	0	0	479	29	20 to 30	93.1	30	6.3
26/02/2019	14:00	5	36	185	241	34	1	0	0	0	0	0	0	0	0	0	0	0	0	0	502	29.2	20 to 30	92.0	35	7.0
26/02/2019	15:00	28	127	197	181	17	0	0	0	0	0	0	0	0	0	0	0	0	0	0	550	28.2	20 to 30	91.8	17	3.1
26/02/2019	16:00	10	92	271	188	13	1	0	0	0	0	0	0	0	0	0	0	0	0	0	575	28.1	20 to 30	95.8	14	2.4
26/02/2019	17:00	6	70	270	190	18	3	0	0	1	0	0	0	0	0	0	0	0	0	0	558	28.4	20 to 30	95.0	22	3.9
26/02/2019	18:00	5	43	197	210	23	0	0	0	0	0	0	0	0	0	0	0	0	0	0	478	28.8	20 to 30	94.1	23	4.8
26/02/2019	19:00	1	8	90	179	21	3	0	0	0	0	0	0	0	0	0	0	0	0	0	302	29.4	25 to 35	96.0	24	7.9
26/02/2019	20:00	1	6	47	107	12	3	0	0	0	0	0	0	0	0	0	0	0	0	0	176	29.5	25 to 35	94.3	15	8.5
26/02/2019	21:00	0	15	41	81	13	2	2	0	0	0	0	0	0	0	0	0	0	0	0	154	29.6	20 to 30	89.0	17	11.0
26/02/2019	22:00	0	2	17	52	8	1	0	0	0	0	0	0	0	0	0	0	0	0	0	80	29.7	25 to 35	96.3	9	11.3
26/02/2019	23:00	0	0	7	14	3	1	0	0	0	0	0	0	0	0	0	0	0	0	0	25	30	25 to 35	96.0	4	16.0
24 Hr Summary		387	1100	3114	3252	355	29	5	1	1	0	0	0	0	0	0	0	0	0	0	8244	28.7	20 to 30	90.6	391	4.7

Incoming Direction Histogram

Norwich Road

from Thu-Feb-07-2019-01-00-PM to Thu-Mar-07-2019-03-59-PM

Date	Starting Hr:min	<15	15 to <20	20 to <25	25 to <30	30 to <35	35 to <40	40 to <45	45 to <50	50 to <55	55 to <60	60 to <65	65 to <70	70 to <75	75 to <80	80 to <85	85 to <90	90 to <95	95 to <100	100 to >105	Total Counts	85pct Speed	10mph Pace	% in pace	# of Speeders	% Speeders
27/02/2019	00:00	0	1	5	9	1	1	0	0	0	0	0	0	0	0	0	0	0	0	0	17	29.4	20 to 30	88.2	2	11.8
27/02/2019	01:00	0	1	0	8	2	0	1	0	0	0	0	0	0	0	0	0	0	0	0	12	32.5	25 to 35	83.3	3	25.0
27/02/2019	02:00	0	1	5	4	1	0	0	0	0	0	0	0	0	0	0	0	0	0	0	11	28.8	20 to 30	90.9	1	9.1
27/02/2019	03:00	0	0	0	9	1	0	0	0	0	0	0	0	0	1	0	0	0	0	0	11	30	25 to 35	90.9	2	18.2
27/02/2019	04:00	0	4	11	20	4	2	0	0	0	0	0	0	0	0	0	0	0	0	0	41	30	20 to 30	85.4	6	14.6
27/02/2019	05:00	0	5	27	82	16	6	0	0	0	0	0	0	0	0	0	0	0	0	0	136	30.6	25 to 35	91.9	22	16.2
27/02/2019	06:00	2	18	127	195	32	1	0	1	0	0	0	0	0	0	0	0	0	0	0	376	29.4	25 to 35	94.1	34	9.0
27/02/2019	07:00	240	216	136	54	3	0	0	0	0	0	0	0	0	0	0	0	0	0	0	649	23.5	15 to 25	78.9	3	0.5
27/02/2019	08:00	180	219	194	112	8	1	0	0	0	0	0	0	0	0	0	0	0	0	0	714	25.6	15 to 25	76.6	9	1.3
27/02/2019	09:00	54	93	263	239	11	0	0	0	0	0	0	0	0	0	0	0	0	0	0	660	28.2	20 to 30	90.2	11	1.7
27/02/2019	10:00	3	53	259	212	16	1	0	0	0	0	0	0	0	0	0	0	0	0	0	544	28.5	20 to 30	96.3	17	3.1
27/02/2019	11:00	1	55	230	235	21	1	0	0	0	0	0	0	0	0	0	0	0	0	0	543	28.7	20 to 30	95.8	22	4.1
27/02/2019	12:00	3	25	160	249	25	3	0	0	0	0	0	0	0	0	0	0	0	0	0	465	29.2	20 to 30	93.3	28	6.0
27/02/2019	13:00	26	40	193	193	15	2	0	0	0	0	0	0	0	0	0	0	0	0	0	469	28.6	20 to 30	90.8	17	3.6
27/02/2019	14:00	2	35	207	233	22	1	0	1	0	0	0	0	0	0	0	0	0	0	0	501	28.9	20 to 30	94.8	24	4.8
27/02/2019	15:00	18	128	247	185	17	1	0	0	0	0	0	0	0	0	0	0	0	0	0	596	28.1	20 to 30	94.0	18	3.0
27/02/2019	16:00	14	69	250	229	23	1	0	0	0	0	0	0	0	0	0	0	0	0	0	586	28.6	20 to 30	93.5	24	4.1
27/02/2019	17:00	11	42	230	255	16	0	0	0	0	0	0	0	0	0	0	0	0	0	0	554	28.7	20 to 30	95.1	16	2.9
27/02/2019	18:00	1	34	196	216	20	1	1	0	0	0	0	0	0	0	0	0	0	0	0	469	28.9	20 to 30	95.1	22	4.7
27/02/2019	19:00	2	28	117	154	21	2	0	0	0	0	0	0	0	0	0	0	0	0	0	324	29.2	20 to 30	92.3	23	7.1
27/02/2019	20:00	1	11	32	86	23	5	0	0	0	0	0	0	0	0	0	0	0	0	0	158	30.9	25 to 35	89.2	28	17.7
27/02/2019	21:00	1	2	34	79	15	0	1	1	0	0	0	0	0	0	0	0	0	0	0	133	29.8	25 to 35	96.2	17	12.8
27/02/2019	22:00	1	7	16	51	8	0	0	1	0	0	0	0	0	0	0	0	0	0	0	84	29.6	25 to 35	89.3	9	10.7
27/02/2019	23:00	1	2	6	24	8	1	0	0	0	0	0	0	0	0	0	0	0	0	0	42	31.9	25 to 35	90.5	9	21.4
24 Hr Summary		561	1089	2945	3133	329	30	3	4	0	0	0	0	0	1	0	0	0	0	0	8095	28.6	20 to 30	88.5	367	4.5

Incoming Direction Histogram

Norwich Road

from Thu-Feb-07-2019-01-00-PM to Thu-Mar-07-2019-03-59-PM

Date	Starting Hr:min	<15	15 to <20	20 to <25	25 to <30	30 to <35	35 to <40	40 to <45	45 to <50	50 to <55	55 to <60	60 to <65	65 to <70	70 to <75	75 to <80	80 to <85	85 to <90	90 to <95	95 to <100	100 to >105	Total Counts	85pct Speed	10mph Pace	% in pace	# of Speeders	% Speeders
28/02/2019	00:00	0	0	5	15	6	0	0	0	0	0	0	0	0	0	0	0	0	0	0	26	31.7	25 to 35	100.0	6	23.1
28/02/2019	01:00	0	0	2	1	2	0	0	0	0	0	0	0	0	0	0	0	0	0	0	5	32.5	25 to 35	100.0	2	40.0
28/02/2019	02:00	0	0	1	3	0	0	0	0	1	0	0	0	0	0	0	0	0	0	0	5	30	20 to 30	80.0	1	20.0
28/02/2019	03:00	0	2	4	6	6	1	0	1	0	0	0	0	0	0	0	0	0	0	0	20	34.2	25 to 35	80.0	8	40.0
28/02/2019	04:00	0	2	9	26	7	1	0	0	0	0	0	0	0	0	0	0	0	0	0	45	30.7	25 to 35	93.3	8	17.8
28/02/2019	05:00	0	4	32	60	24	5	1	0	0	0	0	0	0	0	0	0	0	0	0	126	32.3	25 to 35	92.1	30	23.8
28/02/2019	06:00	1	13	114	246	36	3	1	0	0	0	0	0	0	0	0	0	0	0	0	414	29.6	25 to 35	95.7	40	9.7
28/02/2019	07:00	29	215	402	181	21	1	0	0	0	0	0	0	0	0	0	0	0	0	0	849	27.1	20 to 30	94.0	22	2.6
28/02/2019	08:00	43	165	312	281	19	2	0	0	0	0	0	0	0	0	0	0	0	0	0	822	28.2	20 to 30	92.2	21	2.6
28/02/2019	09:00	29	85	278	229	29	1	0	0	0	0	0	0	0	0	0	0	0	0	0	651	28.5	20 to 30	90.9	30	4.6
28/02/2019	10:00	0	5	85	96	9	0	0	0	0	0	0	0	0	0	0	0	0	0	0	195	29	25 to 35	97.4	9	4.6
28/02/2019	11:00	2	56	182	208	8	3	0	0	0	0	0	0	0	0	0	0	0	0	0	459	28.6	20 to 30	97.2	11	2.4
28/02/2019	12:00	15	30	185	267	32	1	0	0	0	0	0	0	0	0	0	0	0	0	0	530	29.1	25 to 35	91.3	33	6.2
28/02/2019	13:00	6	42	185	219	22	1	0	0	0	0	0	0	0	0	0	0	0	0	0	475	28.9	20 to 30	93.9	23	4.8
28/02/2019	14:00	3	34	181	267	24	0	0	0	0	0	0	0	0	0	0	0	0	0	0	509	29	20 to 30	94.7	24	4.7
28/02/2019	15:00	10	77	244	201	22	1	0	1	0	0	0	0	0	0	0	0	0	0	0	556	28.5	20 to 30	93.9	24	4.3
28/02/2019	16:00	25	75	246	216	18	3	0	0	0	0	0	0	0	0	0	0	0	0	0	583	28.5	20 to 30	92.1	21	3.6
28/02/2019	17:00	29	79	258	187	14	1	0	0	0	0	0	0	0	0	0	0	0	0	0	568	28.1	20 to 30	92.3	15	2.6
28/02/2019	18:00	0	35	218	191	21	1	0	0	0	0	0	0	0	0	0	0	0	0	0	466	28.7	20 to 30	95.3	22	4.7
28/02/2019	19:00	3	30	94	149	18	2	0	0	0	0	0	0	0	0	0	0	0	0	0	296	29.2	20 to 30	92.2	20	6.8
28/02/2019	20:00	0	6	43	95	22	4	1	0	0	0	0	0	0	0	0	0	0	0	0	171	30.2	25 to 35	93.6	27	15.8
28/02/2019	21:00	0	5	33	97	24	3	0	0	0	0	0	0	0	0	0	0	0	0	0	162	30.6	25 to 35	95.1	27	16.7
28/02/2019	22:00	0	1	20	53	11	3	0	0	0	0	0	0	0	0	0	0	0	0	0	88	30.5	25 to 35	95.5	14	15.9
28/02/2019	23:00	0	1	9	21	3	0	0	0	0	0	0	0	0	0	0	0	0	0	0	34	29.5	25 to 35	97.1	3	8.8
24 Hr Summary		195	962	3142	3315	398	37	3	2	1	0	0	0	0	0	0	0	0	0	0	8055	28.8	20 to 30	92.1	441	5.5

Incoming Direction Histogram

Norwich Road

from Thu-Feb-07-2019-01-00-PM to Thu-Mar-07-2019-03-59-PM

Date	Starting Hr:min	<15	15 to <20	20 to <25	25 to <30	30 to <35	35 to <40	40 to <45	45 to <50	50 to <55	55 to <60	60 to <65	65 to <70	70 to <75	75 to <80	80 to <85	85 to <90	90 to <95	95 to <100	100 to >105	Total Counts	85pct Speed	10mph Pace	% in pace	# of Speeders	% Speeders
01/03/2019	00:00	0	1	1	10	7	0	1	0	0	0	0	0	0	0	0	0	0	0	0	20	33.6	25 to 35	90.0	8	40.0
01/03/2019	01:00	0	0	4	2	2	0	0	0	0	0	0	0	0	0	0	0	0	0	0	8	32.5	25 to 35	100.0	2	25.0
01/03/2019	02:00	0	1	3	3	0	0	0	0	0	0	0	0	0	0	0	0	0	0	0	7	28.3	20 to 30	100.0	*	*
01/03/2019	03:00	0	0	0	4	5	0	0	0	0	0	0	0	0	0	0	0	0	0	0	9	34	25 to 35	100.0	5	55.6
01/03/2019	04:00	1	1	4	14	8	1	2	0	0	0	0	0	0	0	0	0	0	0	0	31	33.8	25 to 35	83.9	11	35.5
01/03/2019	05:00	0	2	28	64	15	4	1	0	0	0	0	0	0	0	0	0	0	0	0	114	31	25 to 35	93.9	20	17.5
01/03/2019	06:00	1	10	99	215	39	6	0	0	0	0	0	0	0	0	0	0	0	0	0	370	29.7	25 to 35	95.4	45	12.2
01/03/2019	07:00	231	170	85	33	4	0	0	0	0	0	0	0	0	0	0	0	0	0	0	523	22.6	10 to 20	76.7	4	0.8
01/03/2019	08:00	169	189	241	132	16	0	0	0	0	0	0	0	0	0	0	0	0	0	0	747	26.4	20 to 30	75.2	16	2.1
01/03/2019	09:00	89	125	263	192	10	0	0	0	0	0	0	0	0	0	0	0	0	0	0	679	27.6	20 to 30	85.4	10	1.5
01/03/2019	10:00	40	110	209	198	15	1	0	0	0	0	0	0	0	0	0	0	0	0	0	573	28.2	20 to 30	90.2	16	2.8
01/03/2019	11:00	3	34	166	266	27	2	0	0	0	0	0	0	0	0	0	0	0	0	0	498	29.1	20 to 30	93.6	29	5.8
01/03/2019	12:00	3	25	206	299	30	2	0	0	0	0	0	0	0	0	0	0	0	0	0	565	29.1	25 to 35	94.7	32	5.7
01/03/2019	13:00	0	30	200	309	31	1	0	0	0	0	0	0	0	0	0	0	0	0	0	571	29.1	25 to 35	94.6	32	5.6
01/03/2019	14:00	18	65	250	233	19	0	0	0	0	0	0	0	0	0	0	0	0	0	0	585	28.5	20 to 30	93.7	19	3.2
01/03/2019	15:00	34	120	247	168	6	0	0	0	0	0	0	0	0	0	0	0	0	0	0	575	27.6	20 to 30	93.0	6	1.0
01/03/2019	16:00	80	127	172	177	13	0	0	0	0	0	0	0	0	0	0	0	0	0	0	569	28	20 to 30	83.7	13	2.3
01/03/2019	17:00	96	117	159	108	11	1	0	0	0	0	0	0	0	0	0	0	0	0	0	492	27.1	20 to 30	78.0	12	2.4
01/03/2019	18:00	1	17	179	260	29	2	0	0	0	0	0	0	0	0	0	0	0	0	0	488	29.2	25 to 35	95.9	31	6.4
01/03/2019	19:00	0	6	71	200	30	5	4	0	0	0	0	0	0	0	0	0	0	0	0	316	29.8	25 to 35	95.3	39	12.3
01/03/2019	20:00	0	8	41	94	20	3	0	0	0	0	0	0	0	0	0	0	0	0	0	166	29.9	25 to 35	93.4	23	13.9
01/03/2019	21:00	0	15	35	85	14	3	1	0	0	0	0	0	0	0	0	0	0	0	0	153	29.7	20 to 30	88.2	18	11.8
01/03/2019	22:00	0	2	25	91	12	2	0	0	0	0	0	0	0	0	0	0	0	0	0	132	29.7	25 to 35	97.0	14	10.6
01/03/2019	23:00	0	3	18	54	17	6	1	0	0	0	0	0	0	0	0	0	0	0	0	99	32.6	25 to 35	89.9	24	24.2
24 Hr Summary		766	1178	2706	3211	380	39	10	0	0	0	0	0	0	0	0	0	0	0	0	8290	28.7	20 to 30	85.6	429	5.2

Incoming Direction Histogram

Norwich Road

from Thu-Feb-07-2019-01-00-PM to Thu-Mar-07-2019-03-59-PM

Date	Starting Hr:min	<15	15 to <20	20 to <25	25 to <30	30 to <35	35 to <40	40 to <45	45 to <50	50 to <55	55 to <60	60 to <65	65 to <70	70 to <75	75 to <80	80 to <85	85 to <90	90 to <95	95 to <100	100 to >105	Total Counts	85pct Speed	10mph Pace	% in pace	# of Speeders	% Speeders
02/03/2019	00:00	0	0	6	22	6	2	0	0	0	0	0	0	0	0	0	0	0	0	0	36	32.5	25 to 35	94.4	8	22.2
02/03/2019	01:00	0	0	2	8	4	3	0	0	0	0	0	0	0	0	0	0	0	0	0	17	35	30 to 40	88.2	7	41.2
02/03/2019	02:00	0	0	1	6	3	3	0	0	0	0	0	0	0	0	0	0	0	0	0	13	36.7	30 to 40	92.3	6	46.2
02/03/2019	03:00	0	0	2	6	4	1	0	0	1	0	0	0	0	0	0	0	0	0	0	14	35	25 to 35	85.7	6	42.9
02/03/2019	04:00	0	1	8	10	3	2	1	0	0	0	0	0	0	0	0	0	0	0	0	25	33.3	25 to 35	84.0	6	24.0
02/03/2019	05:00	0	1	4	12	12	1	1	0	0	0	0	0	0	0	0	0	0	0	0	31	33.8	25 to 35	90.3	14	45.2
02/03/2019	06:00	1	5	24	78	30	4	1	0	0	0	0	0	0	0	0	0	0	0	0	143	32.3	25 to 35	92.3	35	24.5
02/03/2019	07:00	1	2	58	192	34	3	0	0	0	0	0	0	0	0	0	0	0	0	0	290	29.8	25 to 35	97.9	37	12.8
02/03/2019	08:00	1	17	130	319	32	1	0	0	0	0	0	0	0	0	0	0	0	0	0	500	29.3	25 to 35	96.2	33	6.6
02/03/2019	09:00	63	98	249	215	17	2	0	0	0	0	0	0	0	0	0	0	0	0	0	644	28.2	20 to 30	87.3	19	3.0
02/03/2019	10:00	11	61	293	269	23	0	1	0	0	0	0	0	0	0	0	0	0	0	0	658	28.6	20 to 30	94.7	24	3.6
02/03/2019	11:00	67	110	278	207	13	0	0	1	0	0	0	0	0	0	0	0	0	0	0	676	27.9	20 to 30	88.0	14	2.1
02/03/2019	12:00	62	100	212	204	24	0	0	0	0	0	0	0	0	0	0	0	0	0	0	602	28.4	20 to 30	85.7	24	4.0
02/03/2019	13:00	2	17	185	304	41	1	1	0	0	0	0	0	0	0	0	0	0	0	0	551	29.3	25 to 35	96.2	43	7.8
02/03/2019	14:00	4	39	162	270	37	3	0	0	0	0	0	0	0	0	0	0	0	0	0	515	29.3	20 to 30	91.5	40	7.8
02/03/2019	15:00	1	4	133	264	37	1	0	0	0	0	0	0	0	0	0	0	0	0	0	440	29.5	25 to 35	98.6	38	8.6
02/03/2019	16:00	2	34	126	250	37	2	0	0	0	0	0	0	0	0	0	0	0	0	0	451	29.4	25 to 35	91.6	39	8.6
02/03/2019	17:00	3	19	155	225	21	4	1	0	0	0	0	0	0	0	0	0	0	0	0	428	29.2	25 to 35	93.7	26	6.1
02/03/2019	18:00	1	15	119	225	25	0	0	1	0	0	0	0	0	0	0	0	0	0	0	386	29.3	25 to 35	95.6	26	6.7
02/03/2019	19:00	1	9	80	161	31	4	1	0	0	0	0	0	0	0	0	0	0	0	0	287	29.8	25 to 35	94.8	36	12.5
02/03/2019	20:00	0	3	42	119	23	4	3	0	0	0	0	0	0	0	0	0	0	0	0	194	30.2	25 to 35	94.8	30	15.5
02/03/2019	21:00	0	4	27	73	14	1	0	0	1	0	0	0	0	0	0	0	0	0	0	120	29.9	25 to 35	95.0	16	13.3
02/03/2019	22:00	0	0	26	82	14	1	1	0	0	0	0	0	0	0	0	0	0	0	0	124	29.8	25 to 35	98.4	16	12.9
02/03/2019	23:00	0	1	25	62	14	2	0	0	0	0	0	0	0	0	0	0	0	0	0	104	30	25 to 35	97.1	16	15.4
24 Hr Summary		220	540	2347	3583	499	45	11	2	2	0	0	0	0	0	0	0	0	0	0	7249	29.3	20 to 30	89.3	559	7.7

Incoming Direction Histogram

Norwich Road

from Thu-Feb-07-2019-01-00-PM to Thu-Mar-07-2019-03-59-PM

Date	Starting Hr:min	<15	15 to <20	20 to <25	25 to <30	30 to <35	35 to <40	40 to <45	45 to <50	50 to <55	55 to <60	60 to <65	65 to <70	70 to <75	75 to <80	80 to <85	85 to <90	90 to <95	95 to <100	100 to >105	Total Counts	85pct Speed	10mph Pace	% in pace	# of Speeders	% Speeders
03/03/2019	00:00	0	0	7	25	15	2	1	1	0	0	0	0	0	0	0	0	0	0	0	51	33.7	25 to 35	92.2	19	37.3
03/03/2019	01:00	0	1	3	14	9	2	3	0	0	0	0	0	0	0	0	0	0	0	0	32	35	25 to 35	81.3	14	43.8
03/03/2019	02:00	0	0	4	14	3	2	2	0	0	0	0	0	0	0	0	0	0	0	0	25	35	25 to 35	84.0	7	28.0
03/03/2019	03:00	0	1	6	4	4	2	0	0	0	0	0	0	0	0	0	0	0	0	0	17	33.8	25 to 35	82.4	6	35.3
03/03/2019	04:00	0	0	4	13	3	2	0	0	0	0	0	0	0	0	0	0	0	0	0	22	33.3	25 to 35	90.9	5	22.7
03/03/2019	05:00	0	0	6	17	6	2	1	0	0	0	0	1	0	0	0	0	0	0	0	33	34.2	25 to 35	87.9	10	30.3
03/03/2019	06:00	1	2	16	49	13	5	0	0	0	0	0	0	0	0	0	0	0	0	0	86	31.9	25 to 35	90.7	18	20.9
03/03/2019	07:00	0	2	23	71	32	2	0	0	0	0	0	0	0	0	0	0	0	0	0	130	32.2	25 to 35	96.9	34	26.2
03/03/2019	08:00	0	1	37	135	44	2	0	0	0	0	0	0	0	0	0	0	0	0	0	219	31.5	25 to 35	98.6	46	21.0
03/03/2019	09:00	4	9	98	278	45	5	0	0	0	0	0	0	0	0	0	0	0	0	0	439	29.7	25 to 35	95.9	50	11.4
03/03/2019	10:00	0	32	216	343	30	2	0	0	0	0	0	0	0	0	0	0	0	0	0	623	29.1	20 to 30	94.9	32	5.1
03/03/2019	11:00	0	27	235	293	35	1	0	0	0	0	0	0	0	0	0	0	0	0	0	591	29.1	25 to 35	95.3	36	6.1
03/03/2019	12:00	1	16	151	297	40	4	0	0	0	0	0	0	0	0	0	0	0	0	0	509	29.5	25 to 35	95.9	44	8.6
03/03/2019	13:00	7	30	187	284	29	2	0	0	0	0	0	0	0	0	0	0	0	0	0	539	29.1	20 to 30	92.9	31	5.8
03/03/2019	14:00	1	17	108	287	38	0	0	0	0	0	0	0	0	0	0	0	0	0	0	451	29.5	25 to 35	96.0	38	8.4
03/03/2019	15:00	16	13	89	212	37	3	1	0	0	0	0	0	0	0	0	0	0	0	0	371	29.6	25 to 35	91.1	41	11.1
03/03/2019	16:00	22	6	56	184	38	5	0	0	0	0	0	0	0	0	0	0	0	0	0	311	29.9	25 to 35	89.4	43	13.8
03/03/2019	17:00	0	6	61	183	39	6	0	0	0	0	0	0	0	0	0	0	0	0	0	295	30.1	25 to 35	95.9	45	15.3
03/03/2019	18:00	0	7	48	140	19	2	0	0	0	0	0	0	0	0	0	0	0	0	0	216	29.6	25 to 35	95.8	21	9.7
03/03/2019	19:00	0	5	52	125	14	3	0	0	0	0	0	0	0	0	0	0	0	0	0	199	29.5	25 to 35	96.0	17	8.5
03/03/2019	20:00	0	9	32	112	18	1	1	0	0	0	0	0	0	0	0	0	0	0	0	173	29.7	25 to 35	93.6	20	11.6
03/03/2019	21:00	2	2	17	47	12	3	0	0	0	0	0	0	0	0	0	0	0	0	0	83	31.2	25 to 35	91.6	15	18.1
03/03/2019	22:00	0	0	7	29	7	4	0	0	0	0	0	0	0	0	0	0	0	0	0	47	32.9	25 to 35	91.5	11	23.4
03/03/2019	23:00	0	0	3	12	5	0	0	0	0	0	0	0	0	0	0	0	0	0	0	20	32	25 to 35	100.0	5	25.0
24 Hr Summary		54	186	1466	3168	535	62	9	1	0	0	0	1	0	0	0	0	0	0	0	5482	29.7	25 to 35	94.3	608	11.1

Incoming Direction Histogram

Norwich Road

from Thu-Feb-07-2019-01-00-PM to Thu-Mar-07-2019-03-59-PM

Date	Starting Hr:min	<15	15 to <20	20 to <25	25 to <30	30 to <35	35 to <40	40 to <45	45 to <50	50 to <55	55 to <60	60 to <65	65 to <70	70 to <75	75 to <80	80 to <85	85 to <90	90 to <95	95 to <100	100 to >105	Total Counts	85pct Speed	10mph Pace	% in pace	# of Speeders	% Speeders
04/03/2019	00:00	0	0	2	6	3	1	2	0	0	0	0	0	0	0	0	0	0	0	0	14	40	25 to 35	78.6	6	42.9
04/03/2019	01:00	0	3	2	5	3	0	0	0	0	0	0	0	0	0	0	0	0	0	0	13	31.7	20 to 30	76.9	3	23.1
04/03/2019	02:00	0	0	0	0	2	1	0	0	0	0	0	0	0	0	0	0	0	0	0	3	40	30 to 40	100.0	3	100.0
04/03/2019	03:00	0	0	7	5	6	0	0	0	0	0	0	0	0	0	0	0	0	0	0	18	32.5	25 to 35	100.0	6	33.3
04/03/2019	04:00	0	1	10	21	7	1	1	0	0	0	0	0	0	0	0	0	0	0	0	41	32.1	25 to 35	92.7	9	22.0
04/03/2019	05:00	0	2	28	85	16	1	0	1	0	0	0	0	0	0	0	0	0	0	0	133	29.9	25 to 35	97.0	18	13.5
04/03/2019	06:00	1	13	136	250	30	3	0	0	0	0	0	0	0	0	0	0	0	0	0	433	29.4	25 to 35	96.1	33	7.6
04/03/2019	07:00	64	138	298	216	16	0	0	0	0	0	0	0	0	0	0	0	0	0	0	732	27.8	20 to 30	89.1	16	2.2
04/03/2019	08:00	252	231	120	8	0	1	0	0	0	0	0	0	0	0	0	0	0	0	0	612	21.5	15 to 25	84.3	1	0.2
04/03/2019	09:00	17	70	278	256	20	0	1	0	0	0	0	0	0	0	0	0	0	0	0	642	28.5	20 to 30	94.1	21	3.3
04/03/2019	10:00	14	58	243	229	16	1	0	0	0	0	0	0	0	0	0	0	0	0	0	561	28.5	20 to 30	94.5	17	3.0
04/03/2019	11:00	1	22	151	296	34	1	0	0	0	0	0	0	0	0	0	0	0	0	0	505	29.3	25 to 35	95.2	35	6.9
04/03/2019	12:00	1	21	150	260	43	2	0	0	0	0	0	0	0	0	0	0	0	0	0	477	29.5	25 to 35	95.0	45	9.4
04/03/2019	13:00	9	26	183	251	27	3	0	0	0	0	0	0	0	0	0	0	0	0	0	499	29.1	25 to 35	92.4	30	6.0
04/03/2019	14:00	5	28	191	227	11	0	0	0	0	0	0	0	0	0	0	0	0	0	0	462	28.7	20 to 30	96.5	11	2.4
04/03/2019	15:00	57	125	218	118	5	0	0	0	0	0	0	0	0	0	0	0	0	0	0	523	26.9	20 to 30	88.1	5	1.0
04/03/2019	16:00	29	91	237	197	8	1	0	0	0	0	0	0	0	0	0	0	0	0	0	563	28.1	20 to 30	93.3	9	1.6
04/03/2019	17:00	20	48	220	214	16	3	0	0	0	0	0	0	0	0	0	0	0	0	0	521	28.6	20 to 30	92.5	19	3.6
04/03/2019	18:00	3	35	181	216	19	1	0	0	0	0	0	0	0	0	0	0	0	0	0	455	28.9	20 to 30	94.9	20	4.4
04/03/2019	19:00	1	21	83	145	10	0	0	0	0	0	0	0	0	0	0	0	0	0	0	260	29	20 to 30	95.8	10	3.8
04/03/2019	20:00	2	7	40	88	25	5	0	0	0	0	0	0	0	0	0	0	0	0	0	167	31	25 to 35	91.6	30	18.0
04/03/2019	21:00	0	9	32	78	16	3	0	0	0	0	0	0	0	0	0	0	0	0	0	138	29.9	25 to 35	91.3	19	13.8
04/03/2019	22:00	0	1	26	49	11	1	0	0	0	0	0	0	0	0	0	0	0	0	0	88	29.9	25 to 35	97.7	12	13.6
04/03/2019	23:00	0	0	7	13	3	0	0	0	0	0	0	0	0	0	0	0	0	0	0	23	30	25 to 35	100.0	3	13.0
24 Hr Summary		476	950	2843	3233	347	29	4	1	0	0	0	0	0	0	0	0	0	0	0	7883	28.8	20 to 30	89.1	381	4.8

Incoming Direction Histogram

Norwich Road

from Thu-Feb-07-2019-01-00-PM to Thu-Mar-07-2019-03-59-PM

Date	Starting Hr:min	<15	15 to <20	20 to <25	25 to <30	30 to <35	35 to <40	40 to <45	45 to <50	50 to <55	55 to <60	60 to <65	65 to <70	70 to <75	75 to <80	80 to <85	85 to <90	90 to <95	95 to <100	100 to >105	Total Counts	85pct Speed	10mph Pace	% in pace	# of Speeders	% Speeders
05/03/2019	00:00	0	1	2	9	3	0	0	0	0	0	0	0	0	0	0	0	0	0	0	15	31.7	25 to 35	93.3	3	20.0
05/03/2019	01:00	0	1	2	5	2	1	0	0	0	0	0	0	0	0	0	0	0	0	0	11	32.5	25 to 35	81.8	3	27.3
05/03/2019	02:00	0	0	1	5	3	1	0	0	0	0	0	0	0	0	0	0	0	0	0	10	33.3	25 to 35	90.0	4	40.0
05/03/2019	03:00	0	1	6	10	2	0	0	0	0	0	0	0	0	0	0	0	0	0	0	19	29.5	25 to 35	94.7	2	10.5
05/03/2019	04:00	0	1	10	14	4	0	0	0	0	0	0	0	0	0	0	0	0	0	0	29	30	25 to 35	96.6	4	13.8
05/03/2019	05:00	0	3	25	62	25	2	1	0	0	0	0	0	0	0	0	0	0	0	0	118	32	25 to 35	94.9	28	23.7
05/03/2019	06:00	0	6	98	239	31	2	1	0	0	0	0	0	0	0	0	0	0	0	0	377	29.5	25 to 35	97.6	34	9.0
05/03/2019	07:00	183	206	159	78	5	0	0	0	0	0	0	0	0	0	0	0	0	0	0	631	24.6	15 to 25	77.7	5	0.8
05/03/2019	08:00	270	220	107	5	0	0	0	0	0	0	0	0	0	0	0	0	0	0	0	602	21	15 to 25	83.6	*	*
05/03/2019	09:00	246	218	88	10	1	0	0	0	0	0	0	0	0	0	0	0	0	0	0	563	20.9	15 to 25	85.6	1	0.2
05/03/2019	10:00	45	59	162	248	25	2	0	0	0	0	0	0	0	0	0	0	0	0	0	541	28.9	20 to 30	86.7	27	5.0
05/03/2019	11:00	4	26	214	265	31	4	2	0	0	0	0	0	0	0	0	0	0	0	0	546	29.2	25 to 35	93.4	37	6.8
05/03/2019	12:00	4	11	158	232	39	3	0	0	0	0	0	0	0	0	0	0	0	0	0	447	29.5	25 to 35	96.0	42	9.4
05/03/2019	13:00	0	18	164	228	31	2	0	0	0	0	0	0	0	0	0	0	0	0	0	443	29.3	25 to 35	95.5	33	7.4
05/03/2019	14:00	9	40	203	227	21	2	0	0	0	0	0	0	0	0	0	0	0	0	0	502	28.9	20 to 30	93.6	23	4.6
05/03/2019	15:00	95	133	203	106	5	1	0	0	0	0	0	0	0	0	0	0	0	0	0	543	26.5	20 to 30	81.4	6	1.1
05/03/2019	16:00	95	108	214	108	11	0	1	0	0	0	0	0	0	0	0	0	0	0	0	537	26.8	20 to 30	80.1	12	2.2
05/03/2019	17:00	18	65	219	216	15	3	0	0	0	0	0	0	0	0	0	0	0	0	0	536	28.6	20 to 30	93.3	18	3.4
05/03/2019	18:00	2	46	182	208	19	2	0	0	0	0	0	0	0	0	0	0	0	0	0	459	28.8	20 to 30	95.0	21	4.6
05/03/2019	19:00	5	28	84	147	25	2	0	0	0	0	0	0	0	0	0	0	0	0	0	291	29.4	20 to 30	89.0	27	9.3
05/03/2019	20:00	1	8	32	98	25	4	1	0	0	0	0	0	0	0	0	0	0	0	0	169	31	25 to 35	91.7	30	17.8
05/03/2019	21:00	3	9	25	77	14	1	0	0	0	0	0	0	0	0	0	0	0	0	0	129	29.7	25 to 35	89.9	15	11.6
05/03/2019	22:00	6	4	12	43	12	0	0	0	0	0	0	0	0	0	0	0	0	0	0	77	30	25 to 35	87.0	12	15.6
05/03/2019	23:00	24	0	4	18	3	0	1	0	0	0	0	0	0	0	0	0	0	0	0	50	28.9	25 to 35	50.0	4	8.0
24 Hr Summary		1010	1212	2374	2658	352	32	7	0	0	0	0	0	0	0	0	0	0	0	0	7645	28.6	20 to 30	81.7	391	5.1

Incoming Direction Histogram

Norwich Road

from Thu-Feb-07-2019-01-00-PM to Thu-Mar-07-2019-03-59-PM

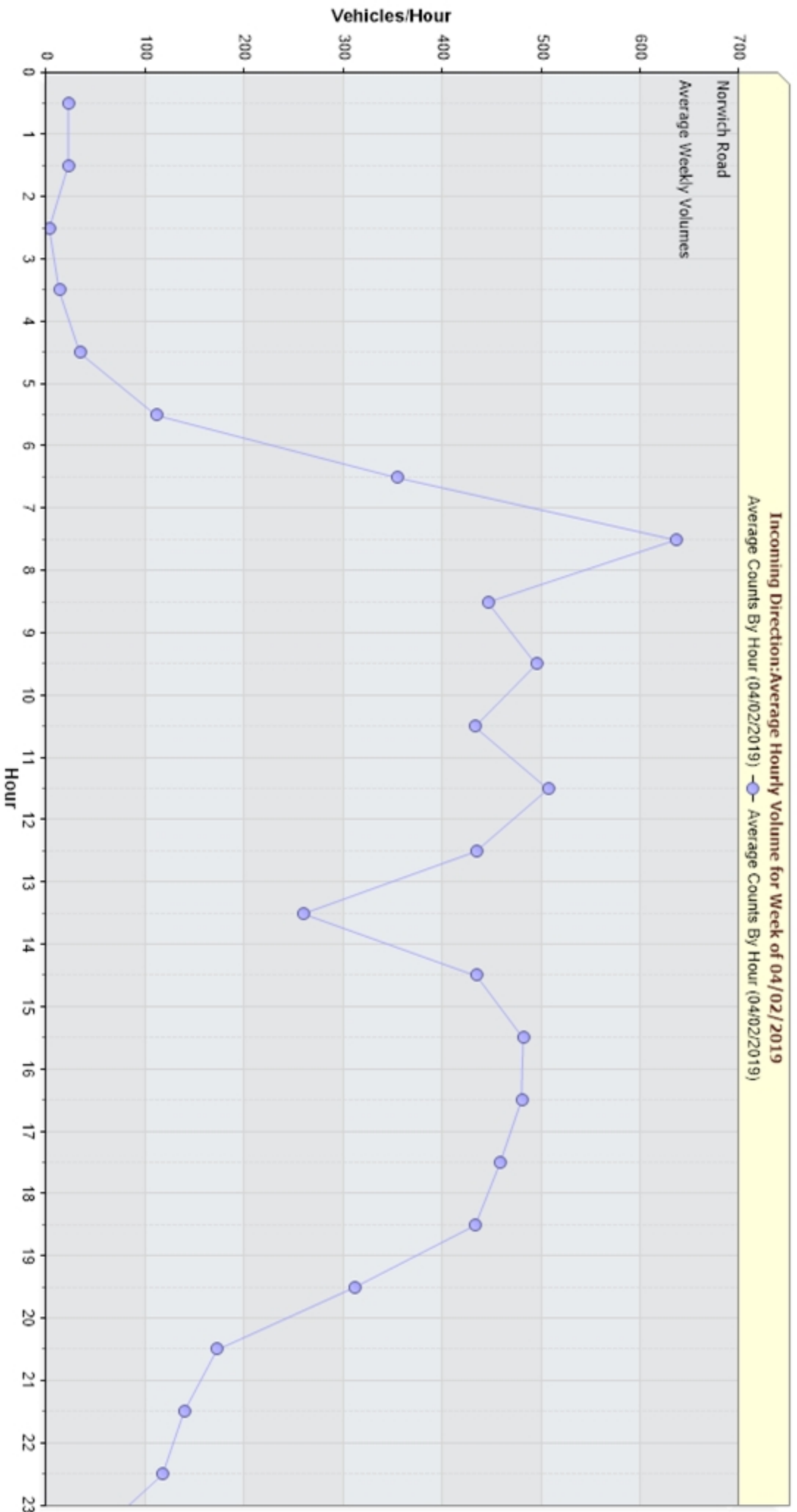
Date	Starting Hr:min	<15	15 to <20	20 to <25	25 to <30	30 to <35	35 to <40	40 to <45	45 to <50	50 to <55	55 to <60	60 to <65	65 to <70	70 to <75	75 to <80	80 to <85	85 to <90	90 to <95	95 to <100	100 to >105	Total Counts	85pct Speed	10mph Pace	% in pace	# of Speeders	% Speeders
06/03/2019	00:00	122	3	2	11	3	0	0	0	0	0	0	0	0	0	0	0	0	0	0	141	13.8	10 to 20	88.7	3	2.1
06/03/2019	01:00	370	0	0	0	1	1	1	0	0	0	0	0	0	0	0	0	0	0	0	373	9.8	5 to 15	99.2	3	0.8
06/03/2019	02:00	120	0	1	1	0	0	0	0	0	0	0	0	0	0	0	0	0	0	0	122	11.4	5 to 15	98.4	*	*
06/03/2019	03:00	252	1	3	6	0	0	0	0	0	0	0	0	0	0	0	0	0	0	0	262	11.2	10 to 20	96.6	*	*
06/03/2019	04:00	194	1	4	15	8	1	0	0	0	0	0	0	0	0	0	0	0	0	0	223	14.6	10 to 20	87.4	9	4.0
06/03/2019	05:00	108	7	28	78	17	3	1	0	0	0	0	0	0	0	0	0	0	0	0	242	29	25 to 35	50.8	21	8.7
06/03/2019	06:00	125	17	74	168	23	4	0	0	0	0	0	0	0	0	0	0	0	0	0	411	29	25 to 35	64.5	27	6.6
06/03/2019	07:00	212	155	103	51	4	1	0	0	0	0	0	0	0	0	0	0	0	0	0	526	23.9	15 to 25	75.1	5	1.0
06/03/2019	08:00	244	193	87	9	0	0	0	0	0	0	0	0	0	0	0	0	0	0	0	533	20.9	10 to 20	82.0	*	*
06/03/2019	09:00	178	128	127	67	3	0	0	0	0	0	0	0	0	0	0	0	0	0	0	503	24.8	15 to 25	73.8	3	0.6
06/03/2019	10:00	1	46	250	225	30	2	0	0	0	0	0	0	0	0	0	0	0	0	0	554	28.9	20 to 30	94.0	32	5.8
06/03/2019	11:00	3	45	207	229	22	2	0	0	0	0	0	0	0	0	0	0	0	0	0	508	28.9	20 to 30	94.7	24	4.7
06/03/2019	12:00	1	31	166	221	29	1	0	0	0	0	0	0	0	0	0	0	0	0	0	449	29.2	20 to 30	93.1	30	6.7
06/03/2019	13:00	1	27	204	263	22	3	0	0	0	0	0	0	0	0	0	0	0	0	0	520	29	20 to 30	95.0	25	4.8
06/03/2019	14:00	4	37	197	221	13	0	0	0	0	0	0	0	0	0	0	0	0	0	0	472	28.7	20 to 30	96.4	13	2.8
06/03/2019	15:00	40	123	237	129	7	0	0	0	0	0	0	0	0	0	0	0	0	0	0	536	27.2	20 to 30	91.2	7	1.3
06/03/2019	16:00	35	92	275	179	15	0	0	0	0	0	0	0	0	0	0	0	0	0	0	596	27.9	20 to 30	91.6	15	2.5
06/03/2019	17:00	7	50	244	227	14	1	0	0	0	0	0	0	0	0	0	0	0	0	0	543	28.5	20 to 30	95.9	15	2.8
06/03/2019	18:00	4	44	187	180	17	1	0	0	0	0	0	0	0	0	0	0	0	0	0	433	28.7	20 to 30	94.9	18	4.2
06/03/2019	19:00	4	18	80	140	17	1	0	0	0	0	0	0	0	0	0	0	0	0	0	260	29.2	20 to 30	91.5	18	6.9
06/03/2019	20:00	9	8	44	79	15	1	2	0	0	0	0	0	0	0	0	0	0	0	0	158	29.6	25 to 35	87.3	18	11.4
06/03/2019	21:00	0	5	32	85	14	1	1	1	0	0	0	0	0	0	0	0	0	0	0	139	29.8	25 to 35	94.2	17	12.2
06/03/2019	22:00	1	3	22	57	8	2	0	1	0	1	0	0	0	0	0	0	0	0	0	95	29.8	25 to 35	91.6	12	12.6
06/03/2019	23:00	0	1	10	17	7	0	0	0	0	0	0	0	0	0	0	0	0	0	0	35	31.4	25 to 35	97.1	7	20.0
24 Hr Summary		2035	1035	2584	2658	289	25	5	2	0	1	0	0	0	0	0	0	0	0	0	8634	28.2	20 to 30	72.7	322	3.7

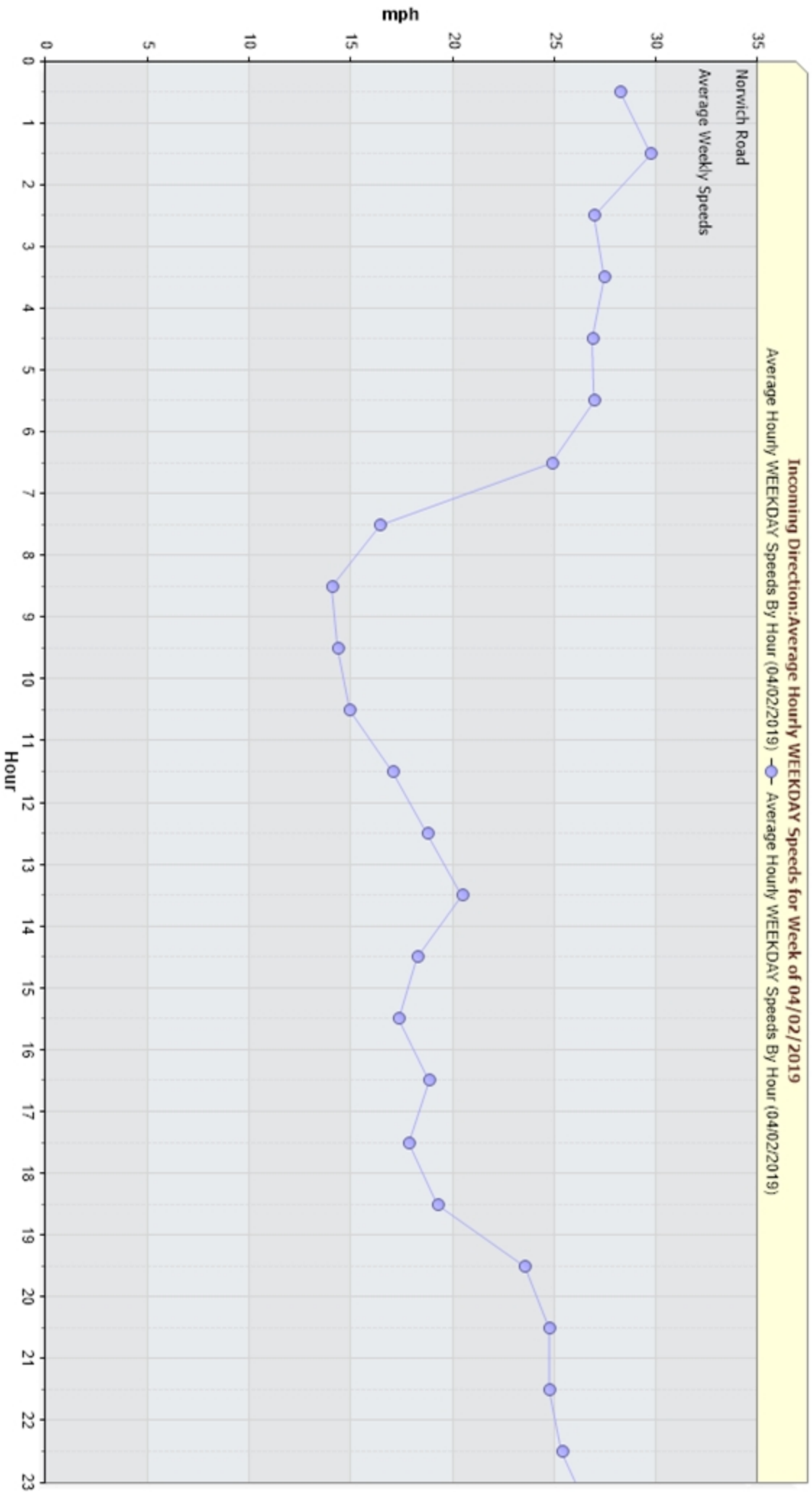
Incoming Direction Histogram

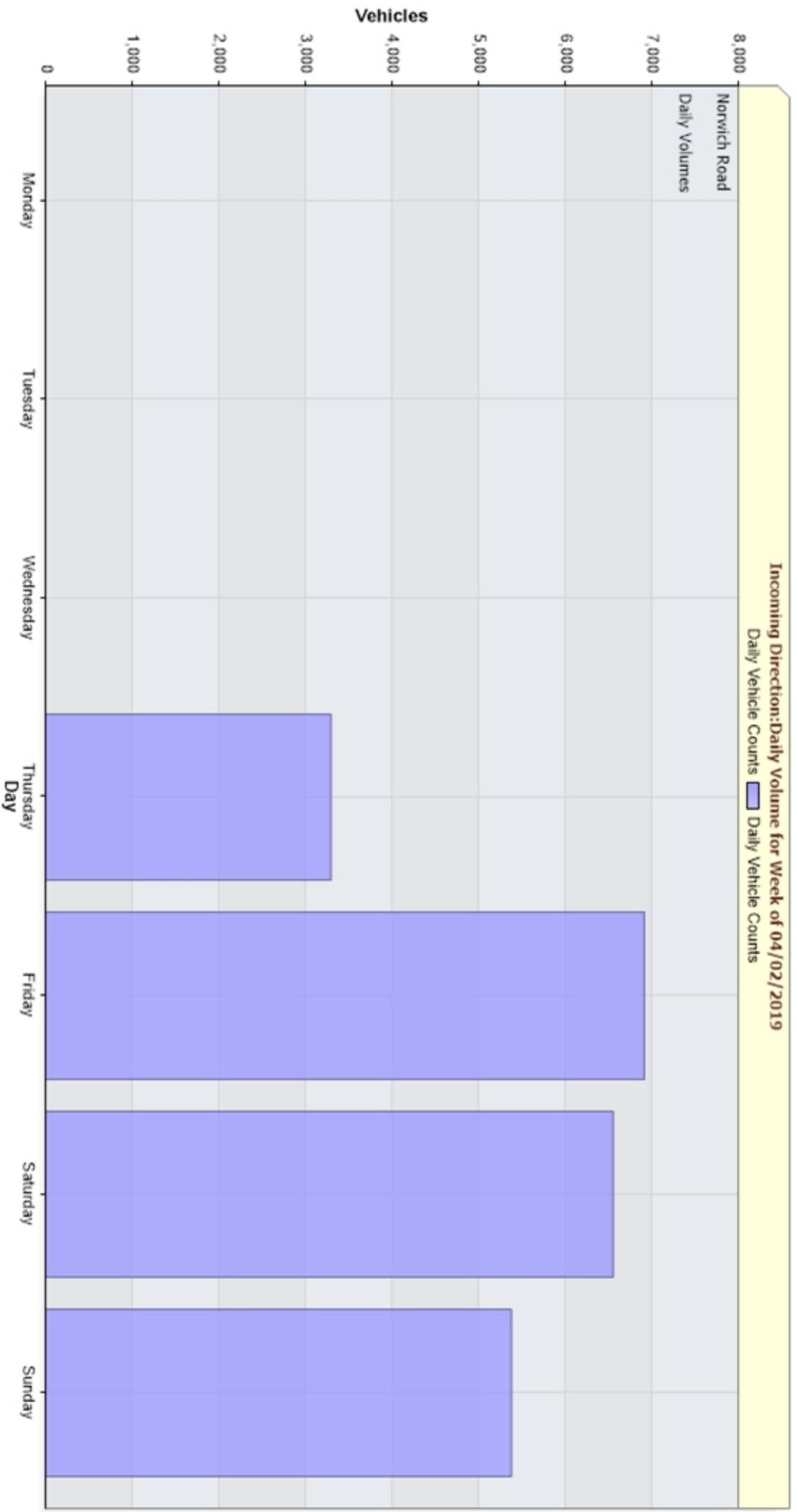
Norwich Road

from Thu-Feb-07-2019-01-00-PM to Thu-Mar-07-2019-03-59-PM

Date	Starting Hr:min	<15	15 to <20	20 to <25	25 to <30	30 to <35	35 to <40	40 to <45	45 to <50	50 to <55	55 to <60	60 to <65	65 to <70	70 to <75	75 to <80	80 to <85	85 to <90	90 to <95	95 to <100	100 to >105	Total Counts	85pct Speed	10mph Pace	% in pace	# of Speeders	% Speeders	
07/03/2019	00:00	0	0	0	8	2	0	0	0	0	0	0	0	0	0	0	0	0	0	0	10	30	25 to 35	100.0	2	20.0	
07/03/2019	01:00	0	0	6	7	8	0	0	0	0	0	0	0	0	0	0	0	0	0	0	21	33.1	25 to 35	100.0	8	38.1	
07/03/2019	02:00	0	0	0	4	1	0	0	0	0	0	0	0	0	0	0	0	0	0	0	5	30	25 to 35	100.0	1	20.0	
07/03/2019	03:00	0	0	0	4	1	0	0	0	0	0	0	0	0	0	0	0	0	0	0	5	30	25 to 35	100.0	1	20.0	
07/03/2019	04:00	0	0	7	16	11	1	0	0	0	0	0	0	0	0	0	0	0	0	0	35	33.2	25 to 35	97.1	12	34.3	
07/03/2019	05:00	0	2	30	81	17	3	0	0	0	0	0	0	0	0	0	0	0	0	0	133	30	25 to 35	96.2	20	15.0	
07/03/2019	06:00	0	19	116	198	27	6	0	0	0	0	0	0	0	0	0	0	0	0	0	366	29.4	25 to 35	93.2	33	9.0	
07/03/2019	07:00	117	212	280	132	7	1	0	0	0	0	0	0	0	0	0	0	0	0	0	749	26.1	20 to 30	83.3	8	1.1	
07/03/2019	08:00	46	130	299	203	22	2	0	0	0	0	0	0	0	0	0	0	0	0	0	702	28	20 to 30	90.0	24	3.4	
07/03/2019	09:00	30	99	301	239	15	0	0	0	0	0	0	0	0	0	0	0	0	0	0	684	28.2	20 to 30	93.4	15	2.2	
07/03/2019	10:00	2	26	249	282	28	2	0	0	0	0	0	0	0	0	0	0	0	0	0	589	29	25 to 35	94.9	30	5.1	
07/03/2019	11:00	0	30	212	290	22	2	0	0	0	0	0	0	0	0	0	0	0	0	0	556	29	20 to 30	95.7	24	4.3	
07/03/2019	12:00	11	34	172	261	18	1	1	0	0	0	0	0	0	0	0	0	0	0	0	498	28.9	20 to 30	93.8	20	4.0	
07/03/2019	13:00	0	14	162	289	24	1	0	0	1	0	0	0	0	0	0	0	0	0	0	491	29.2	25 to 35	96.7	26	5.3	
07/03/2019	14:00	10	55	237	211	19	0	0	0	0	0	0	0	0	0	0	0	0	0	0	532	28.6	20 to 30	94.5	19	3.6	
07/03/2019	15:00	46	88	96	68	3	0	0	0	0	0	0	0	0	0	0	0	0	0	0	301	26.9	20 to 30	83.7	3	1.0	
07/03/2019	16:00	*	*	*	*	*	*	*	*	*	*	*	*	*	*	*	*	*	*	*	*	*	*	*	*	*	*
07/03/2019	17:00	*	*	*	*	*	*	*	*	*	*	*	*	*	*	*	*	*	*	*	*	*	*	*	*	*	*
07/03/2019	18:00	*	*	*	*	*	*	*	*	*	*	*	*	*	*	*	*	*	*	*	*	*	*	*	*	*	*
07/03/2019	19:00	*	*	*	*	*	*	*	*	*	*	*	*	*	*	*	*	*	*	*	*	*	*	*	*	*	*
07/03/2019	20:00	*	*	*	*	*	*	*	*	*	*	*	*	*	*	*	*	*	*	*	*	*	*	*	*	*	*
07/03/2019	21:00	*	*	*	*	*	*	*	*	*	*	*	*	*	*	*	*	*	*	*	*	*	*	*	*	*	*
07/03/2019	22:00	*	*	*	*	*	*	*	*	*	*	*	*	*	*	*	*	*	*	*	*	*	*	*	*	*	*
07/03/2019	23:00	*	*	*	*	*	*	*	*	*	*	*	*	*	*	*	*	*	*	*	*	*	*	*	*	*	*
24 Hr Summary		262	709	2167	2293	225	19	1	0	1	0	0	0	0	0	0	0	0	0	0	5677	28.7	20 to 30	91.1	246	4.3	







Norwich Road
 Daily Volumes

Vehicles

Monday

Tuesday

Wednesday

Thursday
 Day

Friday

Saturday

Sunday

8,000

7,000

6,000

5,000

4,000

3,000

2,000

1,000

0