

For Project: Norwich Road  
 Project Notes:  
 Location/Name: Incoming Direction  
 Report Generated: 24/09/2021 10:28  
 Speed Intervals: 5 mph  
 Time Intervals: Instant  
 Traffic Report From: 28/06/2018 12:00:00 through 26/07/2018 11:59:59  
 85th Percentile Speed: 29.2 mph  
 85th Percentile Vehicles: 183366  
 Max Speed: 65 mph on 02/07/2018 08:25:00  
 Total Vehicles: 215725  
 AADT: 7704

## Volumes - weekly counts

Time	5 Day	7 Day
Average Daily	7869	7482
AM Peak 07:00	845	677
PM Peak 04:00	563	506

## Speed

Speed Limit: 30  
 85th Percentile Speed: 29.2  
 Average Speed: 24.88

	Monday	Tuesday	Wednesday	Thursday	Friday	Saturday	Sunday
Count over limit	2211	2085	1682	1728	2294	3178	2973
% over limit	6.7	6.3	5.3	5.6	6.6	11.3	12.4
Avg Speeder	33.1	33.1	33.2	33.1	33.1	33.2	33.3

Day/Time Ending	85th pctl (mph)	85th pctl cnts	Total Cnts	Max Speed	Avg Speeder	% Speeders
28/06/2018 01:00:00 PM	29.4	265	312	35	32.5	8.7%
28/06/2018 02:00:00 PM	29.2	396	466	40	33.3	6.4%
28/06/2018 03:00:00 PM	28.5	428	504	40	32.8	3.8%
28/06/2018 04:00:00 PM	28.4	492	579	40	33.3	2.2%
28/06/2018 05:00:00 PM	28.7	503	592	35	32.5	3.4%
28/06/2018 06:00:00 PM	29.2	499	587	40	32.6	6.3%
28/06/2018 07:00:00 PM	29.3	360	423	40	32.8	9.0%
28/06/2018 08:00:00 PM	31.6	187	220	45	33.6	20.0%
28/06/2018 09:00:00 PM	30.8	138	162	40	33.0	17.3%
28/06/2018 10:00:00 PM	30.2	167	197	45	33.6	15.7%
28/06/2018 11:00:00 PM	29.8	83	98	45	33.3	13.3%
29/06/2018 12:00:00 AM	33.6	47	55	45	35.6	23.6%
29/06/2018 01:00:00 AM	29.6	14	16	40	37.5	6.3%
29/06/2018 02:00:00 AM	32.0	26	31	45	34.6	22.6%
29/06/2018 03:00:00 AM	33.1	19	22	35	32.5	36.4%
29/06/2018 04:00:00 AM	32.0	16	19	35	32.5	26.3%
29/06/2018 05:00:00 AM	33.3	32	38	40	34.5	26.3%
29/06/2018 06:00:00 AM	32.6	103	121	40	33.1	27.3%
29/06/2018 07:00:00 AM	31.8	320	376	50	33.3	21.8%
29/06/2018 08:00:00 AM	28.0	764	899	40	33.1	2.8%
29/06/2018 09:00:00 AM	28.1	682	802	40	32.7	2.6%
29/06/2018 10:00:00 AM	28.6	623	733	40	33.4	2.3%
29/06/2018 11:00:00 AM	28.7	558	656	40	32.9	3.5%
29/06/2018 12:00:00 PM	29.0	492	579	45	33.0	5.4%
29/06/2018 01:00:00 PM	29.2	436	513	40	32.8	6.6%
29/06/2018 02:00:00 PM	29.1	435	512	40	32.7	5.1%
29/06/2018 03:00:00 PM	29.0	499	587	40	32.8	5.3%
29/06/2018 04:00:00 PM	28.4	515	606	40	32.7	4.3%
29/06/2018 05:00:00 PM	29.2	452	532	45	33.0	7.3%
29/06/2018 06:00:00 PM	29.2	481	566	40	32.8	6.9%
29/06/2018 07:00:00 PM	29.4	449	528	40	32.8	8.9%
29/06/2018 08:00:00 PM	30.3	279	328	40	33.1	15.9%
29/06/2018 09:00:00 PM	29.8	184	217	45	33.4	13.4%
29/06/2018 10:00:00 PM	30.2	159	187	40	33.0	15.5%
29/06/2018 11:00:00 PM	30.9	136	160	40	33.6	17.5%
30/06/2018 12:00:00 AM	33.2	89	105	45	34.6	27.6%
30/06/2018 01:00:00 AM	32.9	36	42	40	32.9	31.0%
30/06/2018 02:00:00 AM	34.5	35	41	45	34.4	39.0%
30/06/2018 03:00:00 AM	40.0	21	25	50	38.4	44.0%
30/06/2018 04:00:00 AM	39.3	12	14	45	37.0	71.4%
30/06/2018 05:00:00 AM	39.0	20	24	50	37.1	54.2%
30/06/2018 06:00:00 AM	33.5	46	54	50	35.8	27.8%
30/06/2018 07:00:00 AM	33.4	118	139	45	33.9	31.7%
30/06/2018 08:00:00 AM	32.0	274	322	50	33.0	23.9%
30/06/2018 09:00:00 AM	29.6	442	520	40	32.8	10.8%
30/06/2018 10:00:00 AM	28.7	616	725	40	33.0	4.4%
30/06/2018 11:00:00 AM	28.7	535	629	40	32.9	3.7%
30/06/2018 12:00:00 PM	29.0	507	596	35	32.5	4.9%
30/06/2018 01:00:00 PM	29.5	466	548	50	33.2	9.9%

30/06/2018 02:00:00 PM	29.4	437	514	45	33.0	8.2%
30/06/2018 03:00:00 PM	29.5	377	443	40	33.0	9.3%
30/06/2018 04:00:00 PM	30.0	343	404	40	32.7	15.1%
30/06/2018 05:00:00 PM	29.9	342	402	40	32.7	13.2%
30/06/2018 06:00:00 PM	29.6	368	433	40	32.8	10.6%
30/06/2018 07:00:00 PM	30.1	327	385	40	32.8	15.3%
30/06/2018 08:00:00 PM	31.8	254	299	40	33.2	21.7%
30/06/2018 09:00:00 PM	31.9	158	186	40	33.1	22.6%
30/06/2018 10:00:00 PM	29.7	162	191	40	33.2	11.0%
30/06/2018 11:00:00 PM	32.3	108	127	40	32.8	26.0%
01/07/2018 12:00:00 AM	30.7	81	95	40	33.1	16.8%
01/07/2018 01:00:00 AM	33.2	82	96	60	34.5	31.3%
01/07/2018 02:00:00 AM	33.6	38	45	45	34.2	33.3%
01/07/2018 03:00:00 AM	36.0	31	37	50	35.7	45.9%
01/07/2018 04:00:00 AM	40.0	20	23	50	35.0	69.6%
01/07/2018 05:00:00 AM	37.5	14	17	50	35.7	64.7%
01/07/2018 06:00:00 AM	32.1	40	47	40	34.0	21.3%
01/07/2018 07:00:00 AM	32.8	109	128	45	33.5	27.3%
01/07/2018 08:00:00 AM	32.2	150	177	55	33.6	25.4%
01/07/2018 09:00:00 AM	30.1	234	275	45	33.1	15.3%
01/07/2018 10:00:00 AM	29.3	422	496	45	33.2	7.7%
01/07/2018 11:00:00 AM	29.5	509	599	40	32.8	9.2%
01/07/2018 12:00:00 PM	29.3	530	623	40	32.7	6.9%
01/07/2018 01:00:00 PM	29.6	408	480	50	33.3	10.2%
01/07/2018 02:00:00 PM	29.4	418	492	45	33.0	8.9%
01/07/2018 03:00:00 PM	29.9	329	387	45	33.2	13.7%
01/07/2018 04:00:00 PM	29.9	295	347	45	32.9	13.0%
01/07/2018 05:00:00 PM	29.9	352	414	40	32.8	13.3%
01/07/2018 06:00:00 PM	29.9	337	397	45	33.0	13.9%
01/07/2018 07:00:00 PM	31.1	305	359	60	33.0	19.2%
01/07/2018 08:00:00 PM	31.2	196	231	45	33.1	19.5%
01/07/2018 09:00:00 PM	31.0	183	215	40	33.1	18.1%
01/07/2018 10:00:00 PM	31.7	97	114	45	33.1	21.9%
01/07/2018 11:00:00 PM	30.0	68	80	40	32.9	15.0%
02/07/2018 12:00:00 AM	31.7	28	33	40	33.2	21.2%
02/07/2018 01:00:00 AM	29.4	11	13	35	32.5	7.7%
02/07/2018 02:00:00 AM	33.3	12	14	35	32.5	42.9%
02/07/2018 03:00:00 AM	32.5	6	7	35	32.5	28.6%
02/07/2018 04:00:00 AM	32.5	14	16	35	32.5	25.0%
02/07/2018 05:00:00 AM	35.0	37	44	45	35.2	34.1%
02/07/2018 06:00:00 AM	32.4	121	142	45	33.2	26.1%
02/07/2018 07:00:00 AM	30.0	348	410	40	33.4	14.9%
02/07/2018 08:00:00 AM	28.2	744	875	40	33.2	4.1%
02/07/2018 09:00:00 AM	26.5	683	803	65	35.2	1.4%
02/07/2018 10:00:00 AM	28.9	597	702	40	32.8	4.7%
02/07/2018 11:00:00 AM	28.7	492	579	35	32.5	2.9%
02/07/2018 12:00:00 PM	28.9	447	526	40	32.7	4.9%
02/07/2018 01:00:00 PM	29.3	402	473	40	32.7	6.8%
02/07/2018 02:00:00 PM	29.2	427	502	40	32.7	6.6%
02/07/2018 03:00:00 PM	29.2	426	501	35	32.5	6.4%

02/07/2018 04:00:00 PM	28.3	481	566	35	32.5	2.8%
02/07/2018 05:00:00 PM	29.3	460	541	40	32.7	7.6%
02/07/2018 06:00:00 PM	29.0	469	552	40	32.8	6.7%
02/07/2018 07:00:00 PM	29.7	373	439	40	32.7	11.4%
02/07/2018 08:00:00 PM	29.7	205	241	40	32.9	11.2%
02/07/2018 09:00:00 PM	30.3	119	140	45	33.6	15.7%
02/07/2018 10:00:00 PM	29.5	76	90	45	33.6	10.0%
02/07/2018 11:00:00 PM	29.3	44	52	40	33.8	7.7%
03/07/2018 12:00:00 AM	32.5	8	10	45	35.8	30.0%
03/07/2018 01:00:00 AM	29.3	12	14	35	32.5	7.1%
03/07/2018 02:00:00 AM	28.8	3	4	30	0.0	0.0%
03/07/2018 03:00:00 AM	31.7	13	15	35	32.5	20.0%
03/07/2018 04:00:00 AM	31.7	13	15	35	32.5	20.0%
03/07/2018 05:00:00 AM	33.3	25	29	50	34.0	34.5%
03/07/2018 06:00:00 AM	31.5	106	125	45	32.9	21.6%
03/07/2018 07:00:00 AM	30.9	309	363	40	33.0	17.6%
03/07/2018 08:00:00 AM	28.0	780	918	35	32.5	2.3%
03/07/2018 09:00:00 AM	27.2	672	790	35	32.5	1.0%
03/07/2018 10:00:00 AM	28.4	579	681	40	32.8	2.5%
03/07/2018 11:00:00 AM	28.7	479	563	40	32.9	4.4%
03/07/2018 12:00:00 PM	28.7	439	517	45	33.5	4.1%
03/07/2018 01:00:00 PM	28.9	400	471	40	33.1	5.1%
03/07/2018 02:00:00 PM	29.2	408	480	35	32.5	5.8%
03/07/2018 03:00:00 PM	28.9	405	476	35	32.5	4.0%
03/07/2018 04:00:00 PM	28.6	490	577	40	33.0	4.9%
03/07/2018 05:00:00 PM	29.2	480	565	50	33.0	6.9%
03/07/2018 06:00:00 PM	29.4	485	571	40	32.8	8.9%
03/07/2018 07:00:00 PM	29.6	346	407	45	33.1	11.1%
03/07/2018 08:00:00 PM	29.9	139	163	40	33.0	13.5%
03/07/2018 09:00:00 PM	29.9	65	76	40	33.0	13.2%
03/07/2018 10:00:00 PM	29.5	64	75	40	33.9	9.3%
03/07/2018 11:00:00 PM	29.7	76	89	45	33.5	11.2%
04/07/2018 12:00:00 AM	35.0	14	16	45	36.3	25.0%
04/07/2018 01:00:00 AM	29.4	14	16	35	32.5	6.3%
04/07/2018 02:00:00 AM	35.0	1	1	35	32.5	100.0%
04/07/2018 03:00:00 AM	30.0	3	3	30	0.0	0.0%
04/07/2018 04:00:00 AM	31.7	16	19	40	33.8	21.1%
04/07/2018 05:00:00 AM	33.6	32	38	50	34.3	36.8%
04/07/2018 06:00:00 AM	32.5	124	146	40	33.8	24.0%
04/07/2018 07:00:00 AM	30.0	351	413	40	33.0	14.8%
04/07/2018 08:00:00 AM	28.0	755	888	35	32.5	2.5%
04/07/2018 09:00:00 AM	27.7	726	854	35	32.5	1.9%
04/07/2018 10:00:00 AM	28.6	563	662	40	34.5	2.3%
04/07/2018 11:00:00 AM	29.0	489	575	50	33.0	4.9%
04/07/2018 12:00:00 PM	29.0	440	518	40	32.7	4.4%
04/07/2018 01:00:00 PM	29.2	411	483	35	32.5	6.8%
04/07/2018 02:00:00 PM	29.2	419	493	60	34.0	6.3%
04/07/2018 03:00:00 PM	28.8	452	532	40	32.7	4.5%
04/07/2018 04:00:00 PM	28.2	464	546	35	32.5	2.6%
04/07/2018 05:00:00 PM	29.1	513	603	40	32.8	6.3%

04/07/2018 06:00:00 PM	29.1	500	588	40	32.6	6.0%
04/07/2018 07:00:00 PM	29.6	369	434	40	32.8	10.4%
04/07/2018 08:00:00 PM	29.9	176	207	35	32.5	13.5%
04/07/2018 09:00:00 PM	30.0	142	167	40	32.9	15.0%
04/07/2018 10:00:00 PM	29.6	79	93	40	33.0	10.8%
04/07/2018 11:00:00 PM	33.8	36	42	45	34.6	28.6%
05/07/2018 12:00:00 AM	30.0	4	5	40	37.5	20.0%
05/07/2018 01:00:00 AM	29.5	11	13	35	32.5	7.7%
05/07/2018 02:00:00 AM	28.3	4	5	30	0.0	0.0%
05/07/2018 03:00:00 AM	28.3	9	11	30	0.0	0.0%
05/07/2018 04:00:00 AM	32.5	8	9	35	32.5	22.2%
05/07/2018 05:00:00 AM	33.8	31	36	50	33.9	38.9%
05/07/2018 06:00:00 AM	33.1	113	133	50	33.5	32.3%
05/07/2018 07:00:00 AM	30.2	345	406	45	33.2	15.5%
05/07/2018 08:00:00 AM	28.1	687	808	40	32.7	3.7%
05/07/2018 09:00:00 AM	27.8	711	837	40	32.8	2.3%
05/07/2018 10:00:00 AM	28.8	595	700	40	32.8	4.4%
05/07/2018 11:00:00 AM	28.8	543	639	40	32.8	2.8%
05/07/2018 12:00:00 PM	29.0	483	568	40	32.8	5.1%
05/07/2018 01:00:00 PM	29.0	462	543	40	32.7	5.3%
05/07/2018 02:00:00 PM	28.3	248	292	40	33.1	2.7%
05/07/2018 03:00:00 PM	28.9	430	506	35	32.5	3.8%
05/07/2018 04:00:00 PM	28.8	473	556	40	32.8	3.2%
05/07/2018 05:00:00 PM	28.9	494	581	40	32.8	5.0%
05/07/2018 06:00:00 PM	28.9	486	572	40	33.1	5.6%
05/07/2018 07:00:00 PM	29.3	433	509	45	33.1	7.7%
05/07/2018 08:00:00 PM	29.6	194	228	35	32.5	10.5%
05/07/2018 09:00:00 PM	31.3	100	118	40	32.7	20.3%
05/07/2018 10:00:00 PM	29.5	90	106	45	33.4	10.4%
05/07/2018 11:00:00 PM	30.8	45	53	45	34.7	17.0%
06/07/2018 12:00:00 AM	29.4	31	37	35	32.5	8.1%
06/07/2018 01:00:00 AM	30.0	6	7	35	32.5	14.3%
06/07/2018 02:00:00 AM	30.0	7	8	35	32.5	12.5%
06/07/2018 03:00:00 AM	32.5	3	4	35	32.5	50.0%
06/07/2018 04:00:00 AM	29.2	8	10	35	32.5	10.0%
06/07/2018 05:00:00 AM	31.7	16	19	40	33.8	21.1%
06/07/2018 06:00:00 AM	31.4	99	117	40	33.1	20.5%
06/07/2018 07:00:00 AM	30.9	293	345	50	33.5	17.7%
06/07/2018 08:00:00 AM	27.2	727	855	40	33.0	1.3%
06/07/2018 09:00:00 AM	25.2	667	785	40	33.1	1.1%
06/07/2018 10:00:00 AM	28.5	604	711	40	33.3	3.4%
06/07/2018 11:00:00 AM	28.9	500	588	40	33.0	3.6%
06/07/2018 12:00:00 PM	28.9	494	581	35	32.5	4.1%
06/07/2018 01:00:00 PM	28.6	473	557	40	33.1	3.2%
06/07/2018 02:00:00 PM	29.1	450	529	40	32.8	6.0%
06/07/2018 03:00:00 PM	28.9	447	526	40	32.7	4.9%
06/07/2018 04:00:00 PM	28.6	523	615	35	32.5	2.8%
06/07/2018 05:00:00 PM	29.2	506	595	40	32.8	7.9%
06/07/2018 06:00:00 PM	29.3	468	550	40	32.8	8.5%
06/07/2018 07:00:00 PM	29.8	370	435	45	33.2	12.6%

06/07/2018 08:00:00 PM	29.9	171	201	45	33.4	13.4%
06/07/2018 09:00:00 PM	31.2	122	144	45	33.4	19.4%
06/07/2018 10:00:00 PM	29.4	79	93	35	32.5	8.6%
06/07/2018 11:00:00 PM	29.5	71	83	45	34.6	8.4%
07/07/2018 12:00:00 AM	29.6	26	30	35	32.5	10.0%
07/07/2018 01:00:00 AM	29.7	22	26	55	39.2	11.5%
07/07/2018 02:00:00 AM	35.0	8	9	45	37.5	22.2%
07/07/2018 03:00:00 AM	30.0	3	3	30	0.0	0.0%
07/07/2018 04:00:00 AM	33.0	13	15	35	32.5	33.3%
07/07/2018 05:00:00 AM	31.7	17	20	45	35.0	20.0%
07/07/2018 06:00:00 AM	32.9	65	77	40	32.7	35.1%
07/07/2018 07:00:00 AM	33.1	128	151	45	34.2	27.8%
07/07/2018 08:00:00 AM	30.3	285	335	45	32.9	15.8%
07/07/2018 09:00:00 AM	29.4	457	538	40	32.7	8.9%
07/07/2018 10:00:00 AM	29.1	610	718	40	32.9	5.7%
07/07/2018 11:00:00 AM	28.8	590	694	40	32.8	4.5%
07/07/2018 12:00:00 PM	29.0	511	601	35	32.5	4.7%
07/07/2018 01:00:00 PM	29.5	470	553	45	33.1	9.0%
07/07/2018 02:00:00 PM	29.4	424	499	40	32.6	8.0%
07/07/2018 03:00:00 PM	29.7	365	429	45	33.4	11.0%
07/07/2018 04:00:00 PM	29.9	242	285	50	34.1	13.3%
07/07/2018 05:00:00 PM	30.8	221	260	40	32.9	17.7%
07/07/2018 06:00:00 PM	30.0	338	398	40	33.1	15.1%
07/07/2018 07:00:00 PM	32.0	262	308	40	33.0	23.4%
07/07/2018 08:00:00 PM	31.9	198	233	45	33.5	21.9%
07/07/2018 09:00:00 PM	30.0	162	191	40	33.0	15.2%
07/07/2018 10:00:00 PM	30.9	149	175	40	33.0	17.7%
07/07/2018 11:00:00 PM	29.5	154	181	40	33.1	9.4%
08/07/2018 12:00:00 AM	30.4	99	116	45	34.2	15.5%
08/07/2018 01:00:00 AM	33.4	55	65	40	33.4	35.4%
08/07/2018 02:00:00 AM	32.5	38	45	40	33.3	26.7%
08/07/2018 03:00:00 AM	38.0	26	30	50	35.6	53.3%
08/07/2018 04:00:00 AM	37.0	25	29	45	35.2	44.8%
08/07/2018 05:00:00 AM	36.7	20	24	50	36.5	41.7%
08/07/2018 06:00:00 AM	35.0	46	54	45	34.8	37.0%
08/07/2018 07:00:00 AM	31.9	98	115	40	33.3	21.7%
08/07/2018 08:00:00 AM	32.1	135	159	40	33.0	24.5%
08/07/2018 09:00:00 AM	30.5	216	254	45	33.0	16.5%
08/07/2018 10:00:00 AM	28.4	545	641	35	32.5	4.2%
08/07/2018 11:00:00 AM	28.4	609	716	40	32.9	3.8%
08/07/2018 12:00:00 PM	29.3	483	568	45	33.2	7.9%
08/07/2018 01:00:00 PM	29.4	421	495	40	33.1	8.1%
08/07/2018 02:00:00 PM	29.5	350	412	40	32.6	9.2%
08/07/2018 03:00:00 PM	29.4	379	446	40	32.8	9.0%
08/07/2018 04:00:00 PM	30.2	299	352	40	32.8	15.6%
08/07/2018 05:00:00 PM	29.7	291	342	40	33.3	11.4%
08/07/2018 06:00:00 PM	29.8	285	335	40	32.8	12.8%
08/07/2018 07:00:00 PM	30.1	246	290	45	33.3	15.5%
08/07/2018 08:00:00 PM	31.6	196	230	40	32.8	21.3%
08/07/2018 09:00:00 PM	31.0	167	196	45	33.2	17.9%

08/07/2018 10:00:00 PM	29.6	105	124	40	33.4	8.9%
08/07/2018 11:00:00 PM	32.9	76	89	45	34.2	25.8%
09/07/2018 12:00:00 AM	32.0	33	39	35	32.5	25.6%
09/07/2018 01:00:00 AM	32.0	15	18	35	32.5	27.8%
09/07/2018 02:00:00 AM	33.0	8	10	35	32.5	50.0%
09/07/2018 03:00:00 AM	30.0	8	10	40	35.0	20.0%
09/07/2018 04:00:00 AM	33.1	25	29	40	33.1	31.0%
09/07/2018 05:00:00 AM	31.0	32	38	40	33.9	18.4%
09/07/2018 06:00:00 AM	32.9	110	129	40	33.3	28.7%
09/07/2018 07:00:00 AM	30.0	315	371	50	34.0	15.1%
09/07/2018 08:00:00 AM	28.0	762	896	45	33.2	2.6%
09/07/2018 09:00:00 AM	27.4	690	812	40	32.8	2.3%
09/07/2018 10:00:00 AM	28.7	569	669	35	32.5	2.1%
09/07/2018 11:00:00 AM	28.7	480	565	35	32.5	3.2%
09/07/2018 12:00:00 PM	29.2	456	536	40	32.6	6.3%
09/07/2018 01:00:00 PM	28.8	451	531	40	32.8	3.6%
09/07/2018 02:00:00 PM	29.4	389	458	40	32.8	8.1%
09/07/2018 03:00:00 PM	29.1	427	502	40	32.9	5.4%
09/07/2018 04:00:00 PM	28.7	467	549	40	33.0	5.1%
09/07/2018 05:00:00 PM	29.1	480	565	35	32.5	6.4%
09/07/2018 06:00:00 PM	29.0	440	518	40	32.7	4.2%
09/07/2018 07:00:00 PM	29.6	382	449	40	32.7	10.2%
09/07/2018 08:00:00 PM	29.8	193	227	45	33.8	12.3%
09/07/2018 09:00:00 PM	31.4	131	154	40	32.8	20.1%
09/07/2018 10:00:00 PM	29.9	92	108	40	33.5	13.9%
09/07/2018 11:00:00 PM	29.9	52	61	45	35.0	13.1%
10/07/2018 12:00:00 AM	30.0	9	11	50	47.5	18.2%
10/07/2018 01:00:00 AM	35.0	7	8	40	35.0	25.0%
10/07/2018 02:00:00 AM	30.0	4	5	35	32.5	20.0%
10/07/2018 03:00:00 AM	35.0	2	2	35	32.5	50.0%
10/07/2018 04:00:00 AM	32.5	10	12	35	32.5	33.3%
10/07/2018 05:00:00 AM	34.2	26	30	45	34.7	30.0%
10/07/2018 06:00:00 AM	32.8	97	114	40	33.3	28.1%
10/07/2018 07:00:00 AM	29.8	334	393	50	33.9	12.7%
10/07/2018 08:00:00 AM	27.3	760	894	35	32.5	1.6%
10/07/2018 09:00:00 AM	27.3	712	838	35	32.5	1.6%
10/07/2018 10:00:00 AM	28.7	625	735	45	32.9	3.8%
10/07/2018 11:00:00 AM	29.0	504	593	35	32.5	5.1%
10/07/2018 12:00:00 PM	29.1	419	493	40	32.7	5.9%
10/07/2018 01:00:00 PM	29.2	388	457	35	32.5	7.4%
10/07/2018 02:00:00 PM	29.1	406	478	40	32.7	5.9%
10/07/2018 03:00:00 PM	29.1	411	484	35	32.5	6.8%
10/07/2018 04:00:00 PM	28.5	513	604	35	32.5	4.1%
10/07/2018 05:00:00 PM	29.0	527	620	40	32.9	5.6%
10/07/2018 06:00:00 PM	29.1	436	513	40	33.0	5.5%
10/07/2018 07:00:00 PM	28.8	409	481	40	33.0	4.6%
10/07/2018 08:00:00 PM	30.0	185	218	40	32.8	14.7%
10/07/2018 09:00:00 PM	29.9	110	130	40	33.3	13.8%
10/07/2018 10:00:00 PM	29.2	72	85	50	34.6	8.2%
10/07/2018 11:00:00 PM	29.6	62	73	45	34.4	11.0%

11/07/2018 12:00:00 AM	29.4	11	13	50	47.5	7.7%
11/07/2018 01:00:00 AM	29.3	9	11	40	37.5	9.1%
11/07/2018 02:00:00 AM	35.0	3	4	40	35.0	50.0%
11/07/2018 03:00:00 AM	30.0	3	4	45	42.5	25.0%
11/07/2018 04:00:00 AM	35.0	4	5	50	40.0	40.0%
11/07/2018 05:00:00 AM	34.0	24	28	45	35.0	28.6%
11/07/2018 06:00:00 AM	31.9	133	157	50	34.0	21.7%
11/07/2018 07:00:00 AM	29.8	344	405	50	33.5	13.1%
11/07/2018 08:00:00 AM	27.6	742	873	40	32.8	2.1%
11/07/2018 09:00:00 AM	26.5	629	740	40	33.1	1.1%
11/07/2018 10:00:00 AM	28.8	570	671	35	32.5	4.0%
11/07/2018 11:00:00 AM	28.3	513	604	35	32.5	2.3%
11/07/2018 12:00:00 PM	29.2	438	515	40	33.4	6.2%
11/07/2018 01:00:00 PM	29.1	414	487	45	33.3	5.1%
11/07/2018 02:00:00 PM	29.0	420	494	40	32.7	4.9%
11/07/2018 03:00:00 PM	29.2	440	518	45	33.2	7.3%
11/07/2018 04:00:00 PM	28.2	520	612	35	32.5	2.3%
11/07/2018 05:00:00 PM	28.9	484	570	40	32.8	5.3%
11/07/2018 06:00:00 PM	29.0	461	542	45	33.8	5.5%
11/07/2018 07:00:00 PM	29.9	322	379	45	33.0	14.0%
11/07/2018 08:00:00 PM	31.3	91	107	40	33.0	19.6%
11/07/2018 09:00:00 PM	30.8	38	45	40	33.8	17.8%
11/07/2018 10:00:00 PM	29.1	87	102	40	33.9	6.9%
11/07/2018 11:00:00 PM	29.6	94	110	45	34.8	10.0%
12/07/2018 12:00:00 AM	30.0	23	27	40	33.8	14.8%
12/07/2018 01:00:00 AM	32.5	15	18	45	34.5	27.8%
12/07/2018 02:00:00 AM	28.8	8	10	35	32.5	10.0%
12/07/2018 03:00:00 AM	30.0	8	9	35	32.5	11.1%
12/07/2018 04:00:00 AM	29.3	10	12	35	32.5	8.3%
12/07/2018 05:00:00 AM	31.2	30	35	45	35.0	17.1%
12/07/2018 06:00:00 AM	31.5	116	137	50	33.9	20.4%
12/07/2018 07:00:00 AM	29.7	313	368	40	32.6	12.0%
12/07/2018 08:00:00 AM	28.0	722	849	35	32.5	2.7%
12/07/2018 09:00:00 AM	27.3	718	845	35	32.5	1.8%
12/07/2018 10:00:00 AM	28.6	567	667	40	33.2	3.1%
12/07/2018 11:00:00 AM	28.5	490	576	45	33.1	3.1%
12/07/2018 12:00:00 PM	28.6	451	531	40	33.2	2.8%
12/07/2018 01:00:00 PM	28.6	421	495	40	33.6	2.8%
12/07/2018 02:00:00 PM	28.7	219	258	40	33.1	3.1%
12/07/2018 03:00:00 PM	28.3	396	466	45	33.6	3.9%
12/07/2018 04:00:00 PM	23.6	442	520	35	32.5	1.3%
12/07/2018 05:00:00 PM	28.8	498	586	40	32.9	4.4%
12/07/2018 06:00:00 PM	29.0	503	592	40	33.0	5.6%
12/07/2018 07:00:00 PM	29.5	403	474	40	32.8	9.3%
12/07/2018 08:00:00 PM	30.6	172	202	45	33.1	16.8%
12/07/2018 09:00:00 PM	30.6	108	127	40	33.5	16.5%
12/07/2018 10:00:00 PM	31.8	67	79	40	33.4	21.5%
12/07/2018 11:00:00 PM	31.9	41	48	40	33.5	20.8%
13/07/2018 12:00:00 AM	30.0	18	21	35	32.5	14.3%
13/07/2018 01:00:00 AM	30.0	6	7	35	32.5	14.3%



13/07/2018 02:00:00 AM	35.0	4	5	40	34.2	60.0%
13/07/2018 03:00:00 AM	35.0	3	3	35	32.5	33.3%
13/07/2018 04:00:00 AM	32.5	11	13	35	32.5	30.8%
13/07/2018 05:00:00 AM	34.2	24	28	50	35.8	32.1%
13/07/2018 06:00:00 AM	31.8	96	113	40	33.3	21.2%
13/07/2018 07:00:00 AM	30.0	297	349	45	33.3	14.6%
13/07/2018 08:00:00 AM	28.3	657	773	40	32.7	4.0%
13/07/2018 09:00:00 AM	27.8	607	714	40	33.7	1.8%
13/07/2018 10:00:00 AM	28.8	595	700	35	32.5	4.0%
13/07/2018 11:00:00 AM	28.8	525	618	40	32.8	3.1%
13/07/2018 12:00:00 PM	28.9	495	582	35	32.5	4.3%
13/07/2018 01:00:00 PM	29.1	398	468	40	32.7	5.3%
13/07/2018 02:00:00 PM	29.5	434	510	40	32.7	9.0%
13/07/2018 03:00:00 PM	28.9	418	492	35	32.5	5.9%
13/07/2018 04:00:00 PM	28.3	487	573	40	32.8	3.5%
13/07/2018 05:00:00 PM	29.4	469	552	40	32.6	8.2%
13/07/2018 06:00:00 PM	29.1	455	535	40	32.8	5.8%
13/07/2018 07:00:00 PM	29.7	433	509	40	33.0	11.8%
13/07/2018 08:00:00 PM	29.8	175	206	40	33.1	12.6%
13/07/2018 09:00:00 PM	30.5	113	133	40	33.0	16.5%
13/07/2018 10:00:00 PM	29.7	84	99	45	33.3	12.1%
13/07/2018 11:00:00 PM	29.2	45	53	35	32.5	5.7%
14/07/2018 12:00:00 AM	30.8	37	44	60	36.3	18.2%
14/07/2018 01:00:00 AM	32.1	20	24	35	32.5	29.2%
14/07/2018 02:00:00 AM	35.0	19	22	50	35.3	40.9%
14/07/2018 03:00:00 AM	33.3	5	6	35	32.5	50.0%
14/07/2018 04:00:00 AM	30.0	7	8	40	37.5	12.5%
14/07/2018 05:00:00 AM	35.0	30	35	45	34.6	40.0%
14/07/2018 06:00:00 AM	32.9	45	53	40	33.1	30.2%
14/07/2018 07:00:00 AM	33.2	139	164	45	34.0	28.7%
14/07/2018 08:00:00 AM	32.6	278	327	45	33.4	26.0%
14/07/2018 09:00:00 AM	29.4	396	466	45	32.9	7.7%
14/07/2018 10:00:00 AM	29.1	524	617	40	32.9	6.3%
14/07/2018 11:00:00 AM	28.9	547	644	40	32.7	4.7%
14/07/2018 12:00:00 PM	29.0	486	572	45	33.2	6.1%
14/07/2018 01:00:00 PM	29.2	436	513	40	33.1	6.2%
14/07/2018 02:00:00 PM	29.5	419	493	45	32.7	9.1%
14/07/2018 03:00:00 PM	29.1	411	484	40	33.0	6.2%
14/07/2018 04:00:00 PM	29.9	314	370	40	33.1	14.1%
14/07/2018 05:00:00 PM	29.7	343	404	40	32.9	11.4%
14/07/2018 06:00:00 PM	29.8	377	444	40	32.6	13.1%
14/07/2018 07:00:00 PM	30.4	297	349	55	33.3	16.0%
14/07/2018 08:00:00 PM	30.7	224	263	40	33.2	16.7%
14/07/2018 09:00:00 PM	32.0	144	169	40	32.9	23.7%
14/07/2018 10:00:00 PM	30.0	159	187	40	33.1	14.4%
14/07/2018 11:00:00 PM	29.9	97	114	45	33.8	14.0%
15/07/2018 12:00:00 AM	32.9	97	114	45	34.1	25.4%
15/07/2018 01:00:00 AM	34.3	58	68	50	35.0	32.4%
15/07/2018 02:00:00 AM	32.3	47	55	45	33.7	23.6%
15/07/2018 03:00:00 AM	37.5	26	30	45	35.6	43.3%

15/07/2018 04:00:00 AM	38.0	11	13	40	35.6	61.5%
15/07/2018 05:00:00 AM	35.0	8	9	45	34.5	55.6%
15/07/2018 06:00:00 AM	32.5	41	48	45	36.4	18.8%
15/07/2018 07:00:00 AM	33.2	86	101	45	34.9	26.7%
15/07/2018 08:00:00 AM	31.3	149	175	50	34.0	18.9%
15/07/2018 09:00:00 AM	31.0	188	221	40	33.0	18.1%
15/07/2018 10:00:00 AM	29.3	373	439	40	32.7	6.8%
15/07/2018 11:00:00 AM	29.3	582	685	40	32.9	7.9%
15/07/2018 12:00:00 PM	29.2	521	613	40	33.1	5.5%
15/07/2018 01:00:00 PM	29.4	469	552	40	32.9	8.2%
15/07/2018 02:00:00 PM	29.6	337	397	40	32.9	10.6%
15/07/2018 03:00:00 PM	29.7	328	386	50	33.3	11.1%
15/07/2018 04:00:00 PM	30.3	276	325	40	32.8	16.0%
15/07/2018 05:00:00 PM	29.9	230	270	40	32.6	13.0%
15/07/2018 06:00:00 PM	30.6	272	320	40	33.1	16.9%
15/07/2018 07:00:00 PM	31.1	269	317	40	33.1	18.9%
15/07/2018 08:00:00 PM	31.8	196	230	40	33.1	21.7%
15/07/2018 09:00:00 PM	30.0	142	167	45	33.1	14.4%
15/07/2018 10:00:00 PM	29.9	90	106	50	34.3	13.2%
15/07/2018 11:00:00 PM	30.0	57	67	40	33.0	14.9%
16/07/2018 12:00:00 AM	34.2	35	41	50	36.1	26.8%
16/07/2018 01:00:00 AM	34.4	20	24	60	35.7	45.8%
16/07/2018 02:00:00 AM	35.0	3	4	40	35.0	50.0%
16/07/2018 03:00:00 AM	35.0	9	11	40	35.8	27.3%
16/07/2018 04:00:00 AM	30.0	6	7	40	37.5	14.3%
16/07/2018 05:00:00 AM	33.8	41	48	40	33.8	33.3%
16/07/2018 06:00:00 AM	32.3	123	145	45	34.3	22.8%
16/07/2018 07:00:00 AM	29.9	310	365	45	33.2	13.4%
16/07/2018 08:00:00 AM	28.4	767	902	45	32.9	4.0%
16/07/2018 09:00:00 AM	27.4	700	823	35	32.5	1.9%
16/07/2018 10:00:00 AM	28.6	609	716	40	32.8	2.8%
16/07/2018 11:00:00 AM	28.8	507	597	40	32.8	5.2%
16/07/2018 12:00:00 PM	29.0	520	612	35	32.5	5.7%
16/07/2018 01:00:00 PM	28.9	434	510	40	32.8	3.9%
16/07/2018 02:00:00 PM	28.8	420	494	40	33.1	3.4%
16/07/2018 03:00:00 PM	28.6	411	483	40	32.8	3.9%
16/07/2018 04:00:00 PM	28.6	473	556	40	33.3	3.2%
16/07/2018 05:00:00 PM	29.2	473	556	40	32.6	7.9%
16/07/2018 06:00:00 PM	29.6	442	520	40	32.9	11.0%
16/07/2018 07:00:00 PM	29.4	350	412	50	33.2	8.7%
16/07/2018 08:00:00 PM	30.4	159	187	40	33.0	16.0%
16/07/2018 09:00:00 PM	29.8	113	133	40	33.4	12.8%
16/07/2018 10:00:00 PM	29.5	65	76	45	34.6	9.2%
16/07/2018 11:00:00 PM	31.1	51	60	45	33.9	18.3%
17/07/2018 12:00:00 AM	33.8	17	20	40	34.2	30.0%
17/07/2018 01:00:00 AM	30.0	10	12	40	35.0	16.7%
17/07/2018 02:00:00 AM	30.0	7	8	35	32.5	12.5%
17/07/2018 03:00:00 AM	28.3	3	4	30	0.0	0.0%
17/07/2018 04:00:00 AM	28.8	6	7	30	0.0	0.0%
17/07/2018 05:00:00 AM	32.1	26	31	40	33.1	25.8%

17/07/2018 06:00:00 AM	32.7	109	128	40	32.9	29.7%
17/07/2018 07:00:00 AM	30.0	346	407	50	33.4	14.5%
17/07/2018 08:00:00 AM	28.1	775	912	45	33.2	3.0%
17/07/2018 09:00:00 AM	27.0	666	784	40	33.0	1.3%
17/07/2018 10:00:00 AM	28.9	628	739	35	32.5	4.6%
17/07/2018 11:00:00 AM	28.9	468	551	40	33.1	4.5%
17/07/2018 12:00:00 PM	28.9	454	534	35	32.5	4.7%
17/07/2018 01:00:00 PM	29.1	409	481	40	33.3	6.4%
17/07/2018 02:00:00 PM	29.1	403	474	35	32.5	4.6%
17/07/2018 03:00:00 PM	28.8	408	480	45	33.5	4.4%
17/07/2018 04:00:00 PM	28.7	429	505	55	34.1	4.4%
17/07/2018 05:00:00 PM	29.0	527	620	35	32.5	5.3%
17/07/2018 06:00:00 PM	29.1	479	564	40	33.0	5.7%
17/07/2018 07:00:00 PM	29.4	379	446	40	32.8	8.3%
17/07/2018 08:00:00 PM	30.0	159	187	45	33.2	14.4%
17/07/2018 09:00:00 PM	29.8	106	125	35	32.5	12.8%
17/07/2018 10:00:00 PM	29.4	79	93	45	34.4	8.6%
17/07/2018 11:00:00 PM	29.9	56	66	45	34.2	13.6%
18/07/2018 12:00:00 AM	31.2	19	22	35	32.5	18.2%
18/07/2018 01:00:00 AM	33.3	20	24	65	39.2	25.0%
18/07/2018 02:00:00 AM	40.0	4	5	45	37.5	60.0%
18/07/2018 03:00:00 AM	30.0	5	6	35	32.5	16.7%
18/07/2018 04:00:00 AM	32.5	9	11	35	32.5	36.4%
18/07/2018 05:00:00 AM	34.5	30	35	50	34.8	42.9%
18/07/2018 06:00:00 AM	32.0	125	147	40	33.1	23.1%
18/07/2018 07:00:00 AM	30.1	342	402	40	33.0	15.2%
18/07/2018 08:00:00 AM	28.1	753	886	40	32.7	2.9%
18/07/2018 09:00:00 AM	26.9	721	848	35	32.5	1.2%
18/07/2018 10:00:00 AM	28.7	597	702	35	32.5	3.0%
18/07/2018 11:00:00 AM	29.0	515	606	45	33.1	4.5%
18/07/2018 12:00:00 PM	29.3	425	500	40	32.8	7.8%
18/07/2018 01:00:00 PM	29.1	413	486	40	32.9	5.8%
18/07/2018 02:00:00 PM	29.5	392	461	40	32.6	10.0%
18/07/2018 03:00:00 PM	28.7	430	506	40	32.8	3.2%
18/07/2018 04:00:00 PM	28.0	492	579	40	32.9	2.4%
18/07/2018 05:00:00 PM	28.7	500	588	35	32.5	3.9%
18/07/2018 06:00:00 PM	29.1	463	545	45	32.9	4.8%
18/07/2018 07:00:00 PM	29.5	425	500	45	33.1	9.4%
18/07/2018 08:00:00 PM	29.9	208	245	45	33.1	13.9%
18/07/2018 09:00:00 PM	31.1	119	140	50	33.5	18.6%
18/07/2018 10:00:00 PM	29.7	119	140	50	34.1	11.4%
18/07/2018 11:00:00 PM	29.8	56	66	40	33.1	13.6%
19/07/2018 12:00:00 AM	32.5	26	30	35	32.5	26.7%
19/07/2018 01:00:00 AM	33.5	24	28	50	33.9	39.3%
19/07/2018 02:00:00 AM	35.0	8	9	40	35.0	22.2%
19/07/2018 03:00:00 AM	30.0	5	6	35	32.5	16.7%
19/07/2018 04:00:00 AM	35.0	6	7	40	35.0	28.6%
19/07/2018 05:00:00 AM	33.6	32	38	50	34.6	36.8%
19/07/2018 06:00:00 AM	31.6	126	148	45	33.9	19.6%
19/07/2018 07:00:00 AM	30.5	309	364	45	33.3	16.5%

19/07/2018 08:00:00 AM	28.1	775	912	35	32.5	3.5%
19/07/2018 09:00:00 AM	28.2	675	794	40	32.8	2.4%
19/07/2018 10:00:00 AM	28.6	638	750	40	32.8	2.5%
19/07/2018 11:00:00 AM	28.4	373	439	45	33.4	2.5%
19/07/2018 12:00:00 PM	28.9	403	474	40	32.8	4.2%
19/07/2018 01:00:00 PM	29.3	416	489	40	32.8	7.0%
19/07/2018 02:00:00 PM	29.1	397	467	50	33.3	6.4%
19/07/2018 03:00:00 PM	29.2	427	502	35	32.5	7.0%
19/07/2018 04:00:00 PM	28.5	494	581	40	32.8	2.8%
19/07/2018 05:00:00 PM	28.7	476	560	40	32.7	5.0%
19/07/2018 06:00:00 PM	28.6	483	568	40	32.9	4.4%
19/07/2018 07:00:00 PM	29.6	385	453	40	32.9	10.6%
19/07/2018 08:00:00 PM	29.6	198	233	45	33.5	10.7%
19/07/2018 09:00:00 PM	29.5	149	175	45	33.5	8.6%
19/07/2018 10:00:00 PM	29.2	83	98	40	33.3	6.1%
19/07/2018 11:00:00 PM	29.5	35	41	45	35.8	7.3%
20/07/2018 12:00:00 AM	32.5	19	22	40	35.0	18.2%
20/07/2018 01:00:00 AM	29.3	10	12	35	32.5	8.3%
20/07/2018 02:00:00 AM	36.7	12	14	40	35.5	35.7%
20/07/2018 03:00:00 AM	30.0	5	6	35	32.5	16.7%
20/07/2018 04:00:00 AM	35.0	15	18	45	35.8	33.3%
20/07/2018 05:00:00 AM	33.0	24	28	45	34.6	25.0%
20/07/2018 06:00:00 AM	33.5	103	121	50	33.8	33.9%
20/07/2018 07:00:00 AM	30.8	315	371	50	33.4	17.5%
20/07/2018 08:00:00 AM	27.7	742	873	35	32.5	1.4%
20/07/2018 09:00:00 AM	28.6	670	788	40	32.6	4.4%
20/07/2018 10:00:00 AM	28.3	578	680	35	32.5	2.5%
20/07/2018 11:00:00 AM	28.6	537	632	40	32.7	3.3%
20/07/2018 12:00:00 PM	28.9	485	571	40	32.9	4.6%
20/07/2018 01:00:00 PM	28.9	486	572	40	32.8	3.5%
20/07/2018 02:00:00 PM	29.3	445	523	40	32.6	7.1%
20/07/2018 03:00:00 PM	29.0	487	573	35	32.5	6.3%
20/07/2018 04:00:00 PM	27.9	458	539	40	33.0	3.5%
20/07/2018 05:00:00 PM	29.1	478	562	40	32.7	5.7%
20/07/2018 06:00:00 PM	28.7	484	570	40	33.2	3.9%
20/07/2018 07:00:00 PM	29.2	446	525	40	32.7	8.0%
20/07/2018 08:00:00 PM	30.0	288	339	40	32.8	14.7%
20/07/2018 09:00:00 PM	31.0	185	218	40	33.0	18.3%
20/07/2018 10:00:00 PM	29.7	168	198	35	32.5	12.1%
20/07/2018 11:00:00 PM	30.7	104	122	45	34.3	16.4%
21/07/2018 12:00:00 AM	30.0	60	71	45	33.9	15.5%
21/07/2018 01:00:00 AM	35.6	41	48	40	35.0	33.3%
21/07/2018 02:00:00 AM	33.9	30	35	40	33.8	34.3%
21/07/2018 03:00:00 AM	33.3	14	16	40	33.8	25.0%
21/07/2018 04:00:00 AM	35.0	8	9	50	35.0	66.7%
21/07/2018 05:00:00 AM	35.0	29	34	45	35.2	32.4%
21/07/2018 06:00:00 AM	33.3	63	74	50	34.9	28.4%
21/07/2018 07:00:00 AM	32.7	115	135	45	33.3	27.4%
21/07/2018 08:00:00 AM	31.0	273	321	50	33.6	18.1%
21/07/2018 09:00:00 AM	29.5	432	508	40	33.0	9.8%

21/07/2018 10:00:00 AM	28.7	567	667	40	32.7	3.4%
21/07/2018 11:00:00 AM	28.9	567	667	40	32.8	5.8%
21/07/2018 12:00:00 PM	29.0	545	641	45	33.0	5.9%
21/07/2018 01:00:00 PM	29.1	440	518	40	32.7	5.2%
21/07/2018 02:00:00 PM	29.0	473	557	40	33.2	5.4%
21/07/2018 03:00:00 PM	29.2	392	461	40	32.8	6.7%
21/07/2018 04:00:00 PM	29.5	312	367	50	33.3	10.1%
21/07/2018 05:00:00 PM	29.7	378	445	40	33.0	12.1%
21/07/2018 06:00:00 PM	29.8	361	425	40	32.6	12.7%
21/07/2018 07:00:00 PM	29.8	303	357	40	32.7	12.6%
21/07/2018 08:00:00 PM	30.5	274	322	40	32.9	16.5%
21/07/2018 09:00:00 PM	29.6	176	207	45	33.2	10.1%
21/07/2018 10:00:00 PM	29.5	175	206	50	33.8	9.7%
21/07/2018 11:00:00 PM	29.9	137	161	40	33.0	13.7%
22/07/2018 12:00:00 AM	30.8	95	112	45	33.3	17.9%
22/07/2018 01:00:00 AM	31.2	55	65	40	34.2	18.5%
22/07/2018 02:00:00 AM	35.7	48	56	50	35.3	41.1%
22/07/2018 03:00:00 AM	33.0	19	22	40	33.3	27.3%
22/07/2018 04:00:00 AM	36.2	23	27	45	35.2	40.7%
22/07/2018 05:00:00 AM	36.4	29	34	40	34.4	52.9%
22/07/2018 06:00:00 AM	34.2	45	53	55	35.6	34.0%
22/07/2018 07:00:00 AM	30.4	87	102	45	33.8	15.7%
22/07/2018 08:00:00 AM	29.9	124	146	45	34.0	13.7%
22/07/2018 09:00:00 AM	29.9	182	214	40	32.8	14.0%
22/07/2018 10:00:00 AM	29.1	423	498	40	32.8	6.0%
22/07/2018 11:00:00 AM	28.9	572	673	35	32.5	4.2%
22/07/2018 12:00:00 PM	28.9	527	620	40	32.7	3.5%
22/07/2018 01:00:00 PM	29.5	468	551	50	33.1	9.3%
22/07/2018 02:00:00 PM	29.1	494	581	50	32.9	6.0%
22/07/2018 03:00:00 PM	29.7	377	443	40	32.6	11.3%
22/07/2018 04:00:00 PM	29.8	336	395	40	33.0	12.7%
22/07/2018 05:00:00 PM	30.0	308	362	45	32.9	14.6%
22/07/2018 06:00:00 PM	29.7	323	380	45	32.9	11.1%
22/07/2018 07:00:00 PM	29.7	283	333	40	32.8	11.4%
22/07/2018 08:00:00 PM	30.9	219	258	45	32.8	18.2%
22/07/2018 09:00:00 PM	29.8	166	195	45	33.9	12.8%
22/07/2018 10:00:00 PM	29.9	110	129	40	33.3	14.0%
22/07/2018 11:00:00 PM	30.0	48	57	55	37.5	15.8%
23/07/2018 12:00:00 AM	35.0	20	23	40	34.6	30.4%
23/07/2018 01:00:00 AM	29.3	12	14	35	32.5	7.1%
23/07/2018 02:00:00 AM	28.3	10	12	30	0.0	0.0%
23/07/2018 03:00:00 AM	32.5	8	9	35	32.5	22.2%
23/07/2018 04:00:00 AM	33.3	8	9	35	32.5	33.3%
23/07/2018 05:00:00 AM	31.4	48	57	45	33.3	21.1%
23/07/2018 06:00:00 AM	32.6	126	148	40	33.0	28.4%
23/07/2018 07:00:00 AM	31.0	326	383	40	32.9	18.0%
23/07/2018 08:00:00 AM	27.7	756	890	35	32.5	2.6%
23/07/2018 09:00:00 AM	27.4	733	862	35	32.5	1.6%
23/07/2018 10:00:00 AM	27.7	606	713	35	32.5	1.8%
23/07/2018 11:00:00 AM	28.4	496	584	35	32.5	2.6%

23/07/2018 12:00:00 PM	29.2	439	516	40	32.6	7.4%
23/07/2018 01:00:00 PM	29.2	420	494	45	33.3	7.7%
23/07/2018 02:00:00 PM	29.1	378	445	40	32.7	6.3%
23/07/2018 03:00:00 PM	28.9	416	489	45	33.9	4.3%
23/07/2018 04:00:00 PM	28.3	464	546	35	32.5	2.6%
23/07/2018 05:00:00 PM	29.3	482	567	40	32.7	7.2%
23/07/2018 06:00:00 PM	29.5	448	527	40	33.3	9.5%
23/07/2018 07:00:00 PM	29.7	361	425	40	32.7	11.5%
23/07/2018 08:00:00 PM	30.8	238	280	40	33.3	17.1%
23/07/2018 09:00:00 PM	30.5	206	242	45	33.5	16.1%
23/07/2018 10:00:00 PM	29.7	116	137	45	33.4	11.7%
23/07/2018 11:00:00 PM	29.7	82	97	40	33.0	11.3%
24/07/2018 12:00:00 AM	30.0	31	37	55	35.8	16.2%
24/07/2018 01:00:00 AM	37.5	13	15	50	36.1	46.7%
24/07/2018 02:00:00 AM	32.5	10	12	35	32.5	33.3%
24/07/2018 03:00:00 AM	33.3	13	15	40	33.8	26.7%
24/07/2018 04:00:00 AM	35.0	17	20	55	35.5	50.0%
24/07/2018 05:00:00 AM	33.1	28	33	45	34.0	30.3%
24/07/2018 06:00:00 AM	32.8	121	142	45	33.7	27.5%
24/07/2018 07:00:00 AM	30.0	324	381	60	33.7	15.0%
24/07/2018 08:00:00 AM	28.0	751	884	40	32.7	3.2%
24/07/2018 09:00:00 AM	27.1	723	851	40	32.9	1.4%
24/07/2018 10:00:00 AM	28.6	616	725	40	33.0	4.0%
24/07/2018 11:00:00 AM	28.8	515	606	40	33.3	3.3%
24/07/2018 12:00:00 PM	29.0	467	549	45	33.3	4.7%
24/07/2018 01:00:00 PM	29.0	412	485	45	33.1	4.9%
24/07/2018 02:00:00 PM	27.8	474	558	40	32.8	2.7%
24/07/2018 03:00:00 PM	28.8	454	534	35	32.5	3.9%
24/07/2018 04:00:00 PM	29.3	456	537	40	32.9	7.3%
24/07/2018 05:00:00 PM	29.1	470	553	40	32.8	6.0%
24/07/2018 06:00:00 PM	29.6	476	560	40	32.8	10.7%
24/07/2018 07:00:00 PM	29.7	396	466	45	33.0	11.8%
24/07/2018 08:00:00 PM	29.7	254	299	50	33.3	10.7%
24/07/2018 09:00:00 PM	31.5	178	210	55	33.7	20.5%
24/07/2018 10:00:00 PM	30.5	124	146	40	33.1	16.4%
24/07/2018 11:00:00 PM	31.6	94	110	45	33.4	20.0%
25/07/2018 12:00:00 AM	32.2	56	66	55	35.7	21.2%
25/07/2018 01:00:00 AM	31.7	23	27	40	34.5	18.5%
25/07/2018 02:00:00 AM	30.0	14	16	45	40.0	12.5%
25/07/2018 03:00:00 AM	28.3	5	6	30	0.0	0.0%
25/07/2018 04:00:00 AM	36.7	15	18	45	38.8	22.2%
25/07/2018 05:00:00 AM	32.5	26	31	60	37.5	22.6%
25/07/2018 06:00:00 AM	33.4	120	141	45	33.8	34.0%
25/07/2018 07:00:00 AM	29.1	337	397	40	32.9	6.8%
25/07/2018 08:00:00 AM	24.5	439	516	40	34.2	0.6%
25/07/2018 09:00:00 AM	27.2	672	791	40	33.2	0.9%
25/07/2018 10:00:00 AM	26.7	549	646	40	33.5	0.8%
25/07/2018 11:00:00 AM	25.8	512	602	35	32.5	0.8%
25/07/2018 12:00:00 PM	27.8	460	541	35	32.5	1.7%
25/07/2018 01:00:00 PM	25.6	351	413	40	33.9	1.7%

25/07/2018 02:00:00 PM	23.1	304	358	35	32.5	0.3%
25/07/2018 03:00:00 PM	23.7	306	360	35	32.5	0.6%
25/07/2018 04:00:00 PM	24.4	297	349	35	32.5	1.1%
25/07/2018 05:00:00 PM	23.6	315	371	35	32.5	0.3%
25/07/2018 06:00:00 PM	23.4	289	340	30	0.0	0.0%
25/07/2018 07:00:00 PM	23.9	269	317	45	35.8	0.9%
25/07/2018 08:00:00 PM	25.0	194	228	45	35.0	3.5%
25/07/2018 09:00:00 PM	25.2	125	147	35	32.5	2.0%
25/07/2018 10:00:00 PM	24.3	109	128	45	37.5	1.6%
25/07/2018 11:00:00 PM	23.3	58	68	35	32.5	2.9%
26/07/2018 12:00:00 AM	27.5	29	34	40	35.0	5.9%
26/07/2018 01:00:00 AM	25.0	14	17	35	32.5	11.8%
26/07/2018 02:00:00 AM	25.0	19	22	40	37.5	4.5%
26/07/2018 03:00:00 AM	22.5	3	4	25	0.0	0.0%
26/07/2018 04:00:00 AM	20.0	5	6	30	0.0	0.0%
26/07/2018 05:00:00 AM	28.3	22	26	50	40.0	7.7%
26/07/2018 06:00:00 AM	25.8	69	81	40	37.5	1.2%
26/07/2018 07:00:00 AM	25.6	219	258	45	34.5	1.9%
26/07/2018 08:00:00 AM	24.0	520	612	40	33.8	0.7%
26/07/2018 09:00:00 AM	23.9	522	614	35	32.5	0.2%
26/07/2018 10:00:00 AM	21.1	345	406	30	0.0	0.0%
26/07/2018 11:00:00 AM	21.6	348	410	25	0.0	0.0%
26/07/2018 12:00:00 PM	21.7	26	30	25	0.0	0.0%

Day/Time Ending	85th pctl (mph)	85th pctl cnts	Total Cnts	Max Speed	Avg Speeder	% Speeders
29/06/2018 12:00:00 AM	29.2	3566	4195	45	33.2	7.5%
30/06/2018 12:00:00 AM	29.2	7763	9133	50	33.1	7.4%
01/07/2018 12:00:00 AM	29.7	6084	7158	50	33.2	12.2%
02/07/2018 12:00:00 AM	29.9	5195	6112	60	33.3	14.0%
03/07/2018 12:00:00 AM	29.1	7002	8238	65	33.0	6.7%
04/07/2018 12:00:00 AM	29.0	6800	8000	50	33.0	6.1%
05/07/2018 12:00:00 AM	29.0	7077	8326	60	33.0	6.2%
06/07/2018 12:00:00 AM	29.0	7026	8266	50	33.0	6.0%
07/07/2018 12:00:00 AM	28.9	7130	8388	50	33.1	5.9%
08/07/2018 12:00:00 AM	29.7	5793	6815	55	33.2	11.5%
09/07/2018 12:00:00 AM	29.7	5142	6050	50	33.2	12.0%
10/07/2018 12:00:00 AM	29.1	6984	8216	50	33.1	6.4%
11/07/2018 12:00:00 AM	28.9	7032	8273	50	33.0	5.9%
12/07/2018 12:00:00 AM	29.0	6808	8010	50	33.3	5.8%
13/07/2018 12:00:00 AM	28.8	6736	7925	50	33.1	5.2%
14/07/2018 12:00:00 AM	29.1	6867	8079	60	33.0	6.6%
15/07/2018 12:00:00 AM	29.7	5816	6842	55	33.2	11.6%
16/07/2018 12:00:00 AM	29.8	4790	5635	50	33.4	12.9%
17/07/2018 12:00:00 AM	29.0	7022	8261	60	33.2	6.5%
18/07/2018 12:00:00 AM	29.0	6953	8180	55	33.1	6.0%
19/07/2018 12:00:00 AM	29.0	7189	8458	65	33.1	6.4%
20/07/2018 12:00:00 AM	29.0	6934	8158	50	33.1	6.0%
21/07/2018 12:00:00 AM	29.1	7587	8926	50	33.0	6.6%
22/07/2018 12:00:00 AM	29.5	6199	7293	50	33.2	10.0%
23/07/2018 12:00:00 AM	29.6	5284	6217	55	33.3	10.6%
24/07/2018 12:00:00 AM	29.1	7211	8483	55	33.0	7.0%
25/07/2018 12:00:00 AM	29.1	7443	8757	60	33.3	7.2%
26/07/2018 12:00:00 AM	26.4	5818	6845	60	33.9	2.3%
26/07/2018 11:59:59 AM	23.7	2113	2486	50	35.0	0.6%



Incoming Direction Weekly Counts  
Norwich Road

from Thu-Jun-28-2018-12-00-PM to Thu-Jul-26-2018-11-59-AM

	25/06/2018	to	01/07/2018							
	Monday	Tuesday	Wednesday	Thursday	Friday	Saturday	Sunday	Week	Weekend	Week Day 85%
Hour	25/06/2018	26/06/2018	27/06/2018	28/06/2018	29/06/2018	30/06/2018	01/07/2018	Day Avg	Avg	Avg Speed
0 - 1	*	*	*	*	16	42	96	16	69	29.6
1 - 2	*	*	*	*	31	41	45	31	43	32
2 - 3	*	*	*	*	22	25	37	22	31	33.1
3 - 4	*	*	*	*	19	14	23	19	18.5	32
4 - 5	*	*	*	*	38	24	17	38	20.5	33.3
5 - 6	*	*	*	*	121	54	47	121	50.5	32.6
6 - 7	*	*	*	*	376	139	128	376	133.5	31.8
7 - 8	*	*	*	*	899	322	177	899	249.5	28
8 - 9	*	*	*	*	802	520	275	802	397.5	28.1
9 - 10	*	*	*	*	733	725	496	733	610.5	28.6
10 - 11	*	*	*	*	656	629	599	656	614	28.7
11 - 12	*	*	*	*	579	596	623	579	609.5	29
12 - 13	*	*	*	312	513	548	480	412.5	514	29.3
13 - 14	*	*	*	466	512	514	492	489	503	29.15
14 - 15	*	*	*	504	587	443	387	545.5	415	28.75
15 - 16	*	*	*	579	606	404	347	592.5	375.5	28.4
16 - 17	*	*	*	592	532	402	414	562	408	28.95
17 - 18	*	*	*	587	566	433	397	576.5	415	29.2
18 - 19	*	*	*	423	528	385	359	475.5	372	29.35
19 - 20	*	*	*	220	328	299	231	274	265	30.95
20 - 21	*	*	*	162	217	186	215	189.5	200.5	30.3
21 - 22	*	*	*	197	187	191	114	192	152.5	30.2
22 - 23	*	*	*	98	160	127	80	129	103.5	30.35
23 - 24	*	*	*	55	105	95	33	80	64	33.4
Totals	0	0	0	4195	9133	7158	6112			
% of Total	0%	0%	0%	15.77%	34.34%	26.91%	22.98%			

Incoming Direction Weekly Counts  
Norwich Road

from Thu-Jun-28-2018-12-00-PM to Thu-Jul-26-2018-11-59-AM

	02/07/2018	to	08/07/2018							
	Monday	Tuesday	Wednesday	Thursday	Friday	Saturday	Sunday	Week	Weekend	Week Day 85%
Hour	02/07/2018	03/07/2018	04/07/2018	05/07/2018	06/07/2018	07/07/2018	08/07/2018	Day Avg	Avg	Avg Speed
0 - 1	13	14	16	13	7	26	65	12.6	45.5	29.52
1 - 2	14	4	1	5	8	9	45	6.4	27	31.08
2 - 3	7	15	3	11	4	3	30	8	16.5	31
3 - 4	16	15	19	9	10	15	29	13.8	22	31.52
4 - 5	44	29	38	36	19	20	24	33.2	22	33.48
5 - 6	142	125	146	133	117	77	54	132.6	65.5	32.18
6 - 7	410	363	413	406	345	151	115	387.4	133	30.4
7 - 8	875	918	888	808	855	335	159	868.8	247	27.9
8 - 9	803	790	854	837	785	538	254	813.8	396	26.88
9 - 10	702	681	662	700	711	718	641	691.2	679.5	28.64
10 - 11	579	563	575	639	588	694	716	588.8	705	28.82
11 - 12	526	517	518	568	581	601	568	542	584.5	28.9
12 - 13	473	471	483	543	557	553	495	505.4	524	29
13 - 14	502	480	493	292	529	499	412	459.2	455.5	29
14 - 15	501	476	532	506	526	429	446	508.2	437.5	28.94
15 - 16	566	577	546	556	615	285	352	572	318.5	28.5
16 - 17	541	565	603	581	595	260	342	577	301	29.14
17 - 18	552	571	588	572	550	398	335	566.6	366.5	29.14
18 - 19	439	407	434	509	435	308	290	444.8	299	29.6
19 - 20	241	163	207	228	201	233	230	208	231.5	29.8
20 - 21	140	76	167	118	144	191	196	129	193.5	30.54
21 - 22	90	75	93	106	93	175	124	91.4	149.5	29.5
22 - 23	52	89	42	53	83	181	89	63.8	135	30.62
23 - 24	10	16	5	37	30	116	39	19.6	77.5	31.3
Totals	8238	8000	8326	8266	8388	6815	6050			
% of Total	15.23%	14.79%	15.39%	15.28%	15.51%	12.6%	11.19%			

Incoming Direction Weekly Counts  
Norwich Road

from Thu-Jun-28-2018-12-00-PM to Thu-Jul-26-2018-11-59-AM

	09/07/2018	to	15/07/2018							
	Monday	Tuesday	Wednesday	Thursday	Friday	Saturday	Sunday	Week	Weekend	Week Day 85%
Hour	09/07/2018	10/07/2018	11/07/2018	12/07/2018	13/07/2018	14/07/2018	15/07/2018	Day Avg	Avg	Avg Speed
0 - 1	18	8	11	18	7	24	68	12.4	46	31.76
1 - 2	10	5	4	10	5	22	55	6.8	38.5	32.36
2 - 3	10	2	4	9	3	6	30	5.6	18	32
3 - 4	29	12	5	12	13	8	13	14.2	10.5	32.48
4 - 5	38	30	28	35	28	35	9	31.8	22	32.92
5 - 6	129	114	157	137	113	53	48	130	50.5	32.18
6 - 7	371	393	405	368	349	164	101	377.2	132.5	29.86
7 - 8	896	894	873	849	773	327	175	857	251	27.84
8 - 9	812	838	740	845	714	466	221	789.8	343.5	27.26
9 - 10	669	735	671	667	700	617	439	688.4	528	28.72
10 - 11	565	593	604	576	618	644	685	591.2	664.5	28.66
11 - 12	536	493	515	531	582	572	613	531.4	592.5	29
12 - 13	531	457	487	495	468	513	552	487.6	532.5	28.96
13 - 14	458	478	494	258	510	493	397	439.6	445	29.14
14 - 15	502	484	518	466	492	484	386	492.4	435	28.92
15 - 16	549	604	612	520	573	370	325	571.6	347.5	27.46
16 - 17	565	620	570	586	552	404	270	578.6	337	29.04
17 - 18	518	513	542	592	535	444	320	540	382	29.04
18 - 19	449	481	379	474	509	349	317	458.4	333	29.5
19 - 20	227	218	107	202	206	263	230	192	246.5	30.3
20 - 21	154	130	45	127	133	169	167	117.8	168	30.64
21 - 22	108	85	102	79	99	187	106	94.6	146.5	29.94
22 - 23	61	73	110	48	53	114	67	69	90.5	30.04
23 - 24	11	13	27	21	44	114	41	23.2	77.5	30.04
Totals	8216	8273	8010	7925	8079	6842	5635			
% of Total	15.51%	15.62%	15.12%	14.96%	15.25%	12.91%	10.64%			

Incoming Direction Weekly Counts  
Norwich Road

from Thu-Jun-28-2018-12-00-PM to Thu-Jul-26-2018-11-59-AM

	16/07/2018	to	22/07/2018							
	Monday	Tuesday	Wednesday	Thursday	Friday	Saturday	Sunday	Week	Weekend	Week Day 85%
Hour	16/07/2018	17/07/2018	18/07/2018	19/07/2018	20/07/2018	21/07/2018	22/07/2018	Day Avg	Avg	Avg Speed
0 - 1	24	12	24	28	12	48	65	20	56.5	32.1
1 - 2	4	8	5	9	14	35	56	8	45.5	35.34
2 - 3	11	4	6	6	6	16	22	6.6	19	30.66
3 - 4	7	7	11	7	18	9	27	10	18	32.26
4 - 5	48	31	35	38	28	34	34	36	34	33.4
5 - 6	145	128	147	148	121	74	53	137.8	63.5	32.42
6 - 7	365	407	402	364	371	135	102	381.8	118.5	30.26
7 - 8	902	912	886	912	873	321	146	897	233.5	28.08
8 - 9	823	784	848	794	788	508	214	807.4	361	27.62
9 - 10	716	739	702	750	680	667	498	717.4	582.5	28.62
10 - 11	597	551	606	439	632	667	673	565	670	28.74
11 - 12	612	534	500	474	571	641	620	538.2	630.5	29
12 - 13	510	481	486	489	572	518	551	507.6	534.5	29.06
13 - 14	494	474	461	467	523	557	581	483.8	569	29.16
14 - 15	483	480	506	502	573	461	443	508.8	452	28.86
15 - 16	556	505	579	581	539	367	395	552	381	28.34
16 - 17	556	620	588	560	562	445	362	577.2	403.5	28.94
17 - 18	520	564	545	568	570	425	380	553.4	402.5	29.02
18 - 19	412	446	500	453	525	357	333	467.2	345	29.42
19 - 20	187	187	245	233	339	322	258	238.2	290	29.98
20 - 21	133	125	140	175	218	207	195	158.2	201	30.24
21 - 22	76	93	140	98	198	206	129	121	167.5	29.5
22 - 23	60	66	66	41	122	161	57	71	109	30.2
23 - 24	20	22	30	22	71	112	23	33	67.5	32
Totals	8261	8180	8458	8158	8926	7293	6217			
% of Total	14.89%	14.74%	15.24%	14.7%	16.08%	13.14%	11.2%			

Incoming Direction Weekly Counts  
Norwich Road

from Thu-Jun-28-2018-12-00-PM to Thu-Jul-26-2018-11-59-AM

	23/07/2018	to	29/07/2018							
	Monday	Tuesday	Wednesday	Thursday	Friday	Saturday	Sunday	Week	Weekend	Week Day 85%
Hour	23/07/2018	24/07/2018	25/07/2018	26/07/2018	27/07/2018	28/07/2018	29/07/2018	Day Avg	Avg	Avg Speed
0 - 1	14	15	27	17	*	*	*	18.25	0	30.88
1 - 2	12	12	16	22	*	*	*	15.5	0	28.95
2 - 3	9	15	6	4	*	*	*	8.5	0	29.15
3 - 4	9	20	18	6	*	*	*	13.25	0	31.25
4 - 5	57	33	31	26	*	*	*	36.75	0	31.32
5 - 6	148	142	141	81	*	*	*	128	0	31.15
6 - 7	383	381	397	258	*	*	*	354.75	0	28.92
7 - 8	890	884	516	612	*	*	*	725.5	0	26.05
8 - 9	862	851	791	614	*	*	*	779.5	0	26.4
9 - 10	713	725	646	406	*	*	*	622.5	0	26.02
10 - 11	584	606	602	410	*	*	*	550.5	0	26.15
11 - 12	516	549	541	30	*	*	*	409	0	26.92
12 - 13	494	485	413	*	*	*	*	464	0	27.93
13 - 14	445	558	358	*	*	*	*	453.67	0	26.67
14 - 15	489	534	360	*	*	*	*	461	0	27.13
15 - 16	546	537	349	*	*	*	*	477.33	0	27.33
16 - 17	567	553	371	*	*	*	*	497	0	27.33
17 - 18	527	560	340	*	*	*	*	475.67	0	27.5
18 - 19	425	466	317	*	*	*	*	402.67	0	27.77
19 - 20	280	299	228	*	*	*	*	269	0	28.5
20 - 21	242	210	147	*	*	*	*	199.67	0	29.07
21 - 22	137	146	128	*	*	*	*	137	0	28.17
22 - 23	97	110	68	*	*	*	*	91.67	0	28.2
23 - 24	37	66	34	*	*	*	*	45.67	0	29.9
Totals	8483	8757	6845	2486	0	0	0			
% of Total	31.93%	32.96%	25.76%	9.36%	0%	0%	0%			

Incoming Direction Monthly Counts  
Norwich Road

from Thu-Jun-28-2018-12-00-PM to Thu-Jul-26-2018-11-59-AM

Hour	Jun 2018							Week Day Avg	Weekend Avg	Week Day 85% Avg Speed
	Monday	Tuesday	Wednesday	Thursday	Friday	Saturday	Sunday			
0 - 1	*	*	*	*	16	42	*	16	42	29.6
1 - 2	*	*	*	*	31	41	*	31	41	32
2 - 3	*	*	*	*	22	25	*	22	25	33.1
3 - 4	*	*	*	*	19	14	*	19	14	32
4 - 5	*	*	*	*	38	24	*	38	24	33.3
5 - 6	*	*	*	*	121	54	*	121	54	32.6
6 - 7	*	*	*	*	376	139	*	376	139	31.8
7 - 8	*	*	*	*	899	322	*	899	322	28
8 - 9	*	*	*	*	802	520	*	802	520	28.1
9 - 10	*	*	*	*	733	725	*	733	725	28.6
10 - 11	*	*	*	*	656	629	*	656	629	28.7
11 - 12	*	*	*	*	579	596	*	579	596	29
12 - 13	*	*	*	312	513	548	*	412.5	548	29.3
13 - 14	*	*	*	466	512	514	*	489	514	29.15
14 - 15	*	*	*	504	587	443	*	545.5	443	28.75
15 - 16	*	*	*	579	606	404	*	592.5	404	28.4
16 - 17	*	*	*	592	532	402	*	562	402	28.95
17 - 18	*	*	*	587	566	433	*	576.5	433	29.2
18 - 19	*	*	*	423	528	385	*	475.5	385	29.35
19 - 20	*	*	*	220	328	299	*	274	299	30.95
20 - 21	*	*	*	162	217	186	*	189.5	186	30.3
21 - 22	*	*	*	197	187	191	*	192	191	30.2
22 - 23	*	*	*	98	160	127	*	129	127	30.35
23 - 24	*	*	*	55	105	95	*	80	95	33.4
Totals	0	0	0	4195	9133	7158	0			
% of Total	0%	0%	0%	20.48%	44.58%	34.94%	0%			

Incoming Direction Monthly Counts  
Norwich Road

from Thu-Jun-28-2018-12-00-PM to Thu-Jul-26-2018-11-59-AM

Hour	Jul 2018							Week Day Avg	Weekend Avg	Week Day 85% Avg Speed
	Monday	Tuesday	Wednesday	Thursday	Friday	Saturday	Sunday			
0 - 1	69	49	78	76	26	98	294	59.6	196	31.82
1 - 2	40	29	26	46	27	66	201	33.6	133.5	33.08
2 - 3	37	36	19	30	13	25	119	27	72	31.16
3 - 4	61	54	53	34	41	32	92	48.6	62	32.56
4 - 5	187	123	132	135	75	89	84	130.4	86.5	33.26
5 - 6	564	509	591	499	351	204	202	502.8	203	32.3
6 - 7	1529	1544	1617	1396	1065	450	446	1430.2	448	30.06
7 - 8	3563	3608	3163	3181	2501	983	657	3203.2	820	27.8
8 - 9	3300	3263	3233	3090	2287	1512	964	3034.6	1238	27.32
9 - 10	2800	2880	2681	2523	2091	2002	2074	2595	2038	28.5
10 - 11	2325	2313	2387	2064	1838	2005	2673	2185.4	2339	28.62
11 - 12	2190	2093	2074	1603	1734	1814	2424	1938.8	2119	28.92
12 - 13	2008	1894	1869	1527	1597	1584	2078	1779	1831	29
13 - 14	1899	1990	1806	1017	1562	1549	1882	1654.8	1715.5	29
14 - 15	1975	1974	1916	1474	1591	1374	1662	1786	1518	28.86
15 - 16	2217	2223	2086	1657	1727	1022	1419	1982	1220.5	28.3
16 - 17	2229	2358	2132	1727	1709	1109	1388	2031	1248.5	28.98
17 - 18	2117	2208	2015	1732	1655	1267	1432	1945.4	1349.5	29.08
18 - 19	1725	1800	1630	1436	1469	1014	1299	1612	1156.5	29.5
19 - 20	935	867	787	663	746	818	949	799.6	883.5	29.8
20 - 21	669	541	499	420	495	567	773	524.8	670	30.3
21 - 22	411	399	463	283	390	568	473	389.2	520.5	29.56
22 - 23	270	338	286	142	258	456	293	258.8	374.5	29.86
23 - 24	78	117	96	80	145	342	136	103.2	239	30.84
Totals	33198	33210	31639	26835	25393	20950	24014			
% of Total	17%	17.01%	16.21%	13.74%	13.01%	10.73%	12.3%			

Incoming Direction Weekly Speeds  
Norwich Road

from Thu-Jun-28-2018-12-00-PM to Thu-Jul-26-2018-11-59-AM

	25/06/2018	to	01/07/2018							
	Monday	Tuesday	Wednesday	Thursday	Friday	Saturday	Sunday	Week	Weekend	Week Day 85%
Hour	25/06/2018	26/06/2018	27/06/2018	28/06/2018	29/06/2018	30/06/2018	01/07/2018	Day Avg	Avg	Avg Speed
0 - 1	*	*	*	*	27.31	27.86	28.16	27.31	28.07	29.6
1 - 2	*	*	*	*	27.42	29.05	29.18	27.42	29.12	32
2 - 3	*	*	*	*	27.73	30.92	30.92	27.73	30.92	33.1
3 - 4	*	*	*	*	27.16	33.5	32.26	27.16	32.73	32
4 - 5	*	*	*	*	28.16	30.92	31.76	28.16	31.27	33.3
5 - 6	*	*	*	*	28.3	28.61	27	28.3	27.86	32.6
6 - 7	*	*	*	*	27.37	28.75	27.72	27.37	28.25	31.8
7 - 8	*	*	*	*	23.33	27.57	28.13	23.33	27.77	28
8 - 9	*	*	*	*	23.16	25.96	26.25	23.16	26.06	28.1
9 - 10	*	*	*	*	23.99	24.46	25.64	23.99	24.94	28.6
10 - 11	*	*	*	*	24.66	24.41	26.04	24.66	25.2	28.7
11 - 12	*	*	*	*	24.87	25.14	25.78	24.87	25.47	29
12 - 13	*	*	*	25.75	25.46	25.99	26.14	25.57	26.06	29.3
13 - 14	*	*	*	25.45	25.52	25.84	25.86	25.49	25.85	29.15
14 - 15	*	*	*	23.84	24.86	25.01	26.75	24.39	25.82	28.75
15 - 16	*	*	*	23.74	23.22	26.8	27.13	23.47	26.95	28.4
16 - 17	*	*	*	24.15	25.02	26.83	26.65	24.56	26.74	28.95
17 - 18	*	*	*	25.62	25.4	26.29	27.07	25.51	26.66	29.2
18 - 19	*	*	*	25.06	25.69	27.06	27.38	25.41	27.22	29.35
19 - 20	*	*	*	27.51	26.89	27.81	27.71	27.14	27.77	30.95
20 - 21	*	*	*	26.59	26.51	27.98	27.21	26.54	27.57	30.3
21 - 22	*	*	*	27.05	25.84	26.61	27.51	26.46	26.95	30.2
22 - 23	*	*	*	26.92	26.73	27.83	26.8	26.8	27.43	30.35
23 - 24	*	*	*	27.78	28.78	27.44	27.27	28.44	27.4	33.4
Totals	0	0	0	309.5	623.5	658.5	662.3			
% of Total	0%	0%	0%	13.73%	27.66%	29.22%	29.39%			



Incoming Direction Weekly Speeds  
Norwich Road

from Thu-Jun-28-2018-12-00-PM to Thu-Jul-26-2018-11-59-AM

	02/07/2018	to	08/07/2018							
	Monday	Tuesday	Wednesday	Thursday	Friday	Saturday	Sunday	Week	Weekend	Week Day 85%
Hour	02/07/2018	03/07/2018	04/07/2018	05/07/2018	06/07/2018	07/07/2018	08/07/2018	Day Avg	Avg	Avg Speed
0 - 1	26.08	25.5	25.5	27.15	25.71	27.27	28.4	25.98	28.08	29.52
1 - 2	28.21	27.25	32	25	26.5	27.67	28.11	27.28	28.04	31.08
2 - 3	26.43	25.53	22	23.91	28.25	25.67	30.7	25.25	30.24	31
3 - 4	28.19	26.87	26.89	26.78	26.1	28.13	30.28	27.06	29.55	31.52
4 - 5	28.8	27.76	27.84	28.14	26.63	27.55	29.83	28.01	28.8	33.48
5 - 6	27.65	27.02	27.65	28.23	27.46	28.27	28.8	27.62	28.49	32.18
6 - 7	26.51	26.87	26.52	26.6	27.11	28.52	27.27	26.7	27.98	30.4
7 - 8	23.25	23.03	23.1	23.13	22.62	26.86	27.48	23.03	27.06	27.9
8 - 9	21.82	22.04	22.11	22.9	21.22	25.61	26.79	22.03	25.99	26.88
9 - 10	24.76	24.19	24.47	24.41	24.3	25.14	24	24.43	24.6	28.64
10 - 11	24.78	24.56	25.29	24.98	25.13	24.81	23.8	24.95	24.29	28.82
11 - 12	24	24.32	25.42	24.78	24.71	25.13	25.75	24.65	25.43	28.9
12 - 13	26.02	25.06	25.28	24.96	24.19	26.11	25.91	25.07	26.02	29
13 - 14	25.4	25.54	25.52	23	25.1	25.68	26	25.08	25.83	29
14 - 15	25.21	24.72	24.62	24.72	24.9	26.66	25.81	24.83	26.22	28.94
15 - 16	23.51	23.65	23.14	24.8	23.83	27.01	26.8	23.79	26.89	28.5
16 - 17	25.37	25.33	25.05	24.68	25.17	26.95	26.41	25.12	26.64	29.14
17 - 18	24.58	25.6	24.95	24.6	25.39	26.91	26.67	25.02	26.8	29.14
18 - 19	26.31	26.01	25.71	25.25	26.51	27.6	26.81	25.93	27.22	29.6
19 - 20	26.01	25.5	26	25.4	26.61	27.84	27.73	25.91	27.79	29.8
20 - 21	26.36	25.67	26.62	26.36	26.39	27.26	27.01	26.35	27.13	30.54
21 - 22	25.54	25.63	25.95	25.75	25.9	27.05	26.94	25.76	27	29.5
22 - 23	25.19	26.16	27.76	26.87	26.3	26.3	28.33	26.37	26.97	30.62
23 - 24	29	28.06	25	26.51	25.33	26.82	28.1	26.58	27.14	31.3
Totals	619.1	611.9	614.3	609	611.2	642.8	653.6			
% of Total	14.19%	14.03%	14.08%	13.96%	14.01%	14.74%	14.98%			

Incoming Direction Weekly Speeds  
Norwich Road

from Thu-Jun-28-2018-12-00-PM to Thu-Jul-26-2018-11-59-AM

	09/07/2018	to	15/07/2018							
	Monday	Tuesday	Wednesday	Thursday	Friday	Saturday	Sunday	Week	Weekend	Week Day 85%
Hour	09/07/2018	10/07/2018	11/07/2018	12/07/2018	13/07/2018	14/07/2018	15/07/2018	Day Avg	Avg	Avg Speed
0 - 1	28.28	28.5	26.64	27.17	27.14	26.17	29.12	27.56	28.35	31.76
1 - 2	28.6	28.2	29.5	25.2	31	30.41	27.91	28	28.62	32.36
2 - 3	28.7	29.5	28.25	23.67	27	28.67	30.13	26.89	29.89	32
3 - 4	27.07	28.42	32	24.67	27.15	26.5	31.77	27.25	29.76	32.48
4 - 5	27.5	28.33	27.96	26.86	27.07	29.29	29.78	27.52	29.39	32.92
5 - 6	27.88	27.97	27.78	27.26	27.64	28.4	27.83	27.7	28.13	32.18
6 - 7	27.18	26.74	26.66	26.15	26.64	28.05	28.39	26.68	28.18	29.86
7 - 8	23.15	22.5	22.68	22.67	23.25	27.95	27.73	22.84	27.87	27.84
8 - 9	22.09	22.55	20.7	21.99	21.92	26.02	27.14	21.87	26.38	27.26
9 - 10	24.58	24.38	24.89	24.23	24.75	25.19	25.74	24.57	25.42	28.72
10 - 11	24.33	24.94	23.8	24.18	24.61	24.84	25.58	24.37	25.22	28.66
11 - 12	25.41	25.45	25.32	24.38	24.86	24.86	25.86	25.07	25.38	29
12 - 13	24.8	25.32	25.18	24.17	25.4	25.43	26.11	24.96	25.78	28.96
13 - 14	25.8	25.29	25.35	24.6	25.94	26.14	26.46	25.48	26.28	29.14
14 - 15	25.4	25.09	25.26	22.93	24.68	25.45	26.31	24.7	25.83	28.92
15 - 16	23.66	23.59	23.16	16.84	23	26.57	26.92	22.16	26.74	27.46
16 - 17	24.92	25.06	24.92	24.56	25.46	26.59	26.76	24.98	26.66	29.04
17 - 18	25.12	25.07	24.97	24.9	25.39	26.43	27.14	25.09	26.73	29.04
18 - 19	26.17	23.8	26.77	26.12	26.09	26.7	27.22	25.74	26.95	29.5
19 - 20	26.37	25.72	27.36	25.79	25.85	27.13	27.62	26.1	27.35	30.3
20 - 21	26.39	25.51	26.76	26.79	26.54	27.68	26.88	26.34	27.28	30.64
21 - 22	26.28	24.75	24.82	26.56	26.02	26.72	27.03	25.68	26.83	29.94
22 - 23	26.85	25.7	26.2	27.42	24.94	27.02	26.7	26.19	26.9	30.04
23 - 24	30.82	26.77	26.15	26.76	26.86	28.35	28.73	27.04	28.45	30.04
Totals	627.5	619.2	623.3	596.2	619.2	646.6	660.7			
% of Total	14.29%	14.1%	14.19%	13.57%	14.1%	14.72%	15.04%			

Incoming Direction Weekly Speeds  
Norwich Road

from Thu-Jun-28-2018-12-00-PM to Thu-Jul-26-2018-11-59-AM

	16/07/2018	to	22/07/2018							
	Monday	Tuesday	Wednesday	Thursday	Friday	Saturday	Sunday	Week	Weekend	Week Day 85%
Hour	16/07/2018	17/07/2018	18/07/2018	19/07/2018	20/07/2018	21/07/2018	22/07/2018	Day Avg	Avg	Avg Speed
0 - 1	30.29	26.25	28.88	28.68	25.5	28.75	27.37	28.44	27.96	32.1
1 - 2	30.75	24	33	28.89	27.21	28.49	29.91	28.02	29.36	35.34
2 - 3	29	24.75	25.33	26.17	27.17	27.88	27.41	26.97	27.61	30.66
3 - 4	28.57	24.14	28.64	27.71	29.11	32.11	28.85	28.04	29.67	32.26
4 - 5	27.25	26.71	29.06	28.68	27.07	28.35	30.18	27.78	29.26	33.4
5 - 6	27.58	27.74	27.42	27.3	28.73	28.05	28.4	27.72	28.2	32.42
6 - 7	26.78	26.55	26.93	27.16	27.46	28.05	26.85	26.97	27.54	30.26
7 - 8	23.65	23.41	23.3	23.03	23.27	27.54	26.97	23.33	27.36	28.08
8 - 9	21.48	21.92	21.72	23.16	23.88	25.41	26.56	22.41	25.75	27.62
9 - 10	24.46	24.95	24.37	24.58	23.73	24.7	25.43	24.43	25.01	28.62
10 - 11	24.71	24.95	25.21	23.83	24.42	23.99	24.83	24.66	24.41	28.74
11 - 12	24.97	24.92	25.58	25.26	25.03	24.97	25.32	25.14	25.14	29
12 - 13	24.41	24.8	25.37	25.73	25.01	25.34	25.92	25.06	25.64	29.06
13 - 14	24.87	25.28	25.87	25.16	25.59	25.24	25.14	25.35	25.19	29.16
14 - 15	24.22	24.23	24.59	25.18	24.78	24.9	26.21	24.61	25.54	28.86
15 - 16	23.58	24.35	22.86	23.97	22.39	25.95	26.61	23.42	26.29	28.34
16 - 17	24.98	24.99	24.28	24.17	25.45	26.36	26.73	24.77	26.53	28.94
17 - 18	26.15	25.29	25.29	23.76	24.59	26.75	26.7	24.99	26.73	29.02
18 - 19	25.73	25.66	25.87	25.92	25.04	26.76	26.3	25.63	26.54	29.42
19 - 20	25.77	26.5	26.6	25.86	26.5	27.11	27.32	26.28	27.2	29.98
20 - 21	26.43	26.2	26.8	26.54	27.13	25.1	26.92	26.68	25.98	30.24
21 - 22	25.91	25.62	26	25.03	26.08	25.94	26.12	25.8	26.01	29.5
22 - 23	27.33	26.77	25.83	26.83	26.83	26.65	27.81	26.72	26.95	30.2
23 - 24	26.35	26.41	27.43	26.09	27.34	27.42	28.3	26.95	27.57	32
Totals	625.4	606.3	626.3	618.9	619.2	642	648.1			
% of Total	14.26%	13.82%	14.28%	14.11%	14.12%	14.64%	14.78%			

Incoming Direction Weekly Speeds  
Norwich Road

from Thu-Jun-28-2018-12-00-PM to Thu-Jul-26-2018-11-59-AM

	23/07/2018	to	29/07/2018							
	Monday	Tuesday	Wednesday	Thursday	Friday	Saturday	Sunday	Week	Weekend	Week Day 85%
Hour	23/07/2018	24/07/2018	25/07/2018	26/07/2018	27/07/2018	28/07/2018	29/07/2018	Day Avg	Avg	Avg Speed
0 - 1	25	30.2	26.85	19.76	*	*	*	25.53	*	30.88
1 - 2	24.17	27.08	27.81	19.91	*	*	*	24.16	*	28.95
2 - 3	25.44	26	23.83	18.25	*	*	*	24.56	*	29.15
3 - 4	27.67	30.65	27.72	16.17	*	*	*	27.51	*	31.25
4 - 5	27.04	27.7	27.23	20.46	*	*	*	26.06	*	31.32
5 - 6	27.8	28.01	28.35	20.15	*	*	*	26.8	*	31.15
6 - 7	26.91	27.09	24.46	20.79	*	*	*	25.16	*	28.92
7 - 8	22.97	23.24	18.38	19.98	*	*	*	21.6	*	26.05
8 - 9	22.52	22.14	22.76	19.94	*	*	*	21.97	*	26.4
9 - 10	22.98	24.27	22.64	17.32	*	*	*	22.35	*	26.02
10 - 11	23.84	24.85	21.99	17.78	*	*	*	22.48	*	26.15
11 - 12	25.08	24.93	23.48	17.63	*	*	*	24.37	*	26.92
12 - 13	25.18	25.27	21.05	*	*	*	*	23.99	*	27.93
13 - 14	25.25	22.28	18.72	*	*	*	*	22.32	*	26.67
14 - 15	24.9	24.53	19.26	*	*	*	*	23.29	*	27.13
15 - 16	23.27	25.53	20.56	*	*	*	*	23.45	*	27.33
16 - 17	25.53	25.43	19.43	*	*	*	*	23.97	*	27.33
17 - 18	25.87	26.13	19.01	*	*	*	*	24.34	*	27.5
18 - 19	26.08	26.38	19.45	*	*	*	*	24.46	*	27.77
19 - 20	26.77	26.66	20.28	*	*	*	*	24.9	*	28.5
20 - 21	26.84	27.59	20.15	*	*	*	*	25.46	*	29.07
21 - 22	26.11	26.91	19.22	*	*	*	*	24.25	*	28.17
22 - 23	26.77	26.74	18.56	*	*	*	*	24.73	*	28.2
23 - 24	26.03	27.97	21.26	*	*	*	*	25.78	*	29.9
Totals	610	627.4	532.5	228.1	0	0	0			
% of Total	30.53%	31.4%	26.65%	11.42%	0%	0%	0%			

Incoming Direction Monthly Speeds  
Norwich Road

from Thu-Jun-28-2018-12-00-PM to Thu-Jul-26-2018-11-59-AM

Hour	Jun 2018							Week Day Avg	Weekend Avg	Week Day 85% Avg Speed
	Monday	Tuesday	Wednesday	Thursday	Friday	Saturday	Sunday			
0 - 1	*	*	*	*	27.31	27.86	*	27.31	27.86	29.6
1 - 2	*	*	*	*	27.42	29.05	*	27.42	29.05	32
2 - 3	*	*	*	*	27.73	30.92	*	27.73	30.92	33.1
3 - 4	*	*	*	*	27.16	33.5	*	27.16	33.5	32
4 - 5	*	*	*	*	28.16	30.92	*	28.16	30.92	33.3
5 - 6	*	*	*	*	28.3	28.61	*	28.3	28.61	32.6
6 - 7	*	*	*	*	27.37	28.75	*	27.37	28.75	31.8
7 - 8	*	*	*	*	23.33	27.57	*	23.33	27.57	28
8 - 9	*	*	*	*	23.16	25.96	*	23.16	25.96	28.1
9 - 10	*	*	*	*	23.99	24.46	*	23.99	24.46	28.6
10 - 11	*	*	*	*	24.66	24.41	*	24.66	24.41	28.7
11 - 12	*	*	*	*	24.87	25.14	*	24.87	25.14	29
12 - 13	*	*	*	25.75	25.46	25.99	*	25.57	25.99	29.3
13 - 14	*	*	*	25.45	25.52	25.84	*	25.49	25.84	29.15
14 - 15	*	*	*	23.84	24.86	25.01	*	24.39	25.01	28.75
15 - 16	*	*	*	23.74	23.22	26.8	*	23.47	26.8	28.4
16 - 17	*	*	*	24.15	25.02	26.83	*	24.56	26.83	28.95
17 - 18	*	*	*	25.62	25.4	26.29	*	25.51	26.29	29.2
18 - 19	*	*	*	25.06	25.69	27.06	*	25.41	27.06	29.35
19 - 20	*	*	*	27.51	26.89	27.81	*	27.14	27.81	30.95
20 - 21	*	*	*	26.59	26.51	27.98	*	26.54	27.98	30.3
21 - 22	*	*	*	27.05	25.84	26.61	*	26.46	26.61	30.2
22 - 23	*	*	*	26.92	26.73	27.83	*	26.8	27.83	30.35
23 - 24	*	*	*	27.78	28.78	27.44	*	28.44	27.44	33.4

Incoming Direction Monthly Speeds  
Norwich Road

from Thu-Jun-28-2018-12-00-PM to Thu-Jul-26-2018-11-59-AM

Hour	Jul 2018							Week Day Avg	Weekend Avg	Week Day 85% Avg Speed
	Monday	Tuesday	Wednesday	Thursday	Friday	Saturday	Sunday			
0 - 1	27.9	27.61	27.17	26.07	26	27.72	28.26	27.03	28.12	31.82
1 - 2	27.35	26.45	29.23	23.37	27.7	29.02	28.8	26.45	28.85	33.08
2 - 3	27.57	25.86	24.95	23.53	27.46	27.8	30.02	25.84	29.63	31.16
3 - 4	27.62	28.26	28.02	24.35	27.76	28.84	30.57	27.42	30.12	32.56
4 - 5	27.6	27.62	28.05	26.48	26.96	28.54	30.36	27.39	29.42	33.26
5 - 6	27.73	27.69	27.8	26.37	27.95	28.23	28.04	27.5	28.14	32.3
6 - 7	26.84	26.81	26.15	25.55	27.08	28.21	27.56	26.46	27.88	30.06
7 - 8	23.26	23.05	22.27	22.37	23.04	27.45	27.61	22.81	27.51	27.8
8 - 9	21.99	22.17	21.84	22.13	22.36	25.67	26.66	22.08	26.06	27.32
9 - 10	24.19	24.45	24.11	23.27	24.26	25.01	25.1	24.06	25.06	28.5
10 - 11	24.42	24.83	24.06	23.08	24.71	24.55	25.02	24.22	24.81	28.62
11 - 12	24.87	24.9	24.93	24.66	24.86	24.99	25.68	24.85	25.38	28.92
12 - 13	25.08	25.11	24.34	24.95	24.84	25.64	26.02	24.87	25.85	29
13 - 14	25.32	24.5	24.21	24.4	25.54	25.67	25.8	24.81	25.74	29
14 - 15	24.94	24.64	23.78	24.31	24.79	25.64	26.25	24.49	25.98	28.86
15 - 16	23.5	24.25	22.64	22.01	23.11	26.47	26.85	23.17	26.69	28.3
16 - 17	25.2	25.19	23.83	24.47	25.35	26.58	26.63	24.81	26.61	28.98
17 - 18	25.42	25.53	24.04	24.43	25.12	26.69	26.89	24.93	26.8	29.08
18 - 19	26.08	25.43	24.79	25.74	25.84	27	26.94	25.57	26.96	29.5
19 - 20	26.28	26.17	24.72	25.68	26.35	27.32	27.59	25.86	27.47	29.8
20 - 21	26.56	26.5	24.78	26.56	26.76	26.59	27.01	26.24	26.84	30.3
21 - 22	25.99	25.91	23.86	25.73	26.02	26.54	26.87	25.43	26.69	29.56
22 - 23	26.61	26.37	24.53	27.04	26.27	26.6	27.44	26.07	26.93	29.86
23 - 24	27.17	27.56	24.76	26.46	26.78	27.53	28.12	26.59	27.7	30.84

Incoming Direction Weekly EightyFifthSpeeds  
Norwich Road

from Thu-Jun-28-2018-12-00-PM to Thu-Jul-26-2018-11-59-AM

	25/06/2018	to	01/07/2018							
	Monday	Tuesday	Wednesday	Thursday	Friday	Saturday	Sunday	Week	Weekend	Week Day 85%
Hour	25/06/2018	26/06/2018	27/06/2018	28/06/2018	29/06/2018	30/06/2018	01/07/2018	Day Avg	Avg	Avg Speed
0 - 1	*	*	*	*	29.6	32.9	33.2	29.6	33.05	29.6
1 - 2	*	*	*	*	32	34.5	33.6	32	34.05	32
2 - 3	*	*	*	*	33.1	40	36	33.1	38	33.1
3 - 4	*	*	*	*	32	39.3	40	32	39.65	32
4 - 5	*	*	*	*	33.3	39	37.5	33.3	38.25	33.3
5 - 6	*	*	*	*	32.6	33.5	32.1	32.6	32.8	32.6
6 - 7	*	*	*	*	31.8	33.4	32.8	31.8	33.1	31.8
7 - 8	*	*	*	*	28	32	32.2	28	32.1	28
8 - 9	*	*	*	*	28.1	29.6	30.1	28.1	29.85	28.1
9 - 10	*	*	*	*	28.6	28.7	29.3	28.6	29	28.6
10 - 11	*	*	*	*	28.7	28.7	29.5	28.7	29.1	28.7
11 - 12	*	*	*	*	29	29	29.3	29	29.15	29
12 - 13	*	*	*	29.4	29.2	29.5	29.6	29.3	29.55	29.3
13 - 14	*	*	*	29.2	29.1	29.4	29.4	29.15	29.4	29.15
14 - 15	*	*	*	28.5	29	29.5	29.9	28.75	29.7	28.75
15 - 16	*	*	*	28.4	28.4	30	29.9	28.4	29.95	28.4
16 - 17	*	*	*	28.7	29.2	29.9	29.9	28.95	29.9	28.95
17 - 18	*	*	*	29.2	29.2	29.6	29.9	29.2	29.75	29.2
18 - 19	*	*	*	29.3	29.4	30.1	31.1	29.35	30.6	29.35
19 - 20	*	*	*	31.6	30.3	31.8	31.2	30.95	31.5	30.95
20 - 21	*	*	*	30.8	29.8	31.9	31	30.3	31.45	30.3
21 - 22	*	*	*	30.2	30.2	29.7	31.7	30.2	30.7	30.2
22 - 23	*	*	*	29.8	30.9	32.3	30	30.35	31.15	30.35
23 - 24	*	*	*	33.6	33.2	30.7	31.7	33.4	31.2	33.4
Totals	0	0	0	358.7	724.7	765	760.9			
% of Total	0%	0%	0%	13.75%	27.77%	29.32%	29.16%			

Incoming Direction Weekly EightyFifthSpeeds  
Norwich Road

from Thu-Jun-28-2018-12-00-PM to Thu-Jul-26-2018-11-59-AM

	02/07/2018	to	08/07/2018							
	Monday	Tuesday	Wednesday	Thursday	Friday	Saturday	Sunday	Week	Weekend	Week Day 85%
Hour	02/07/2018	03/07/2018	04/07/2018	05/07/2018	06/07/2018	07/07/2018	08/07/2018	Day Avg	Avg	Avg Speed
0 - 1	29.4	29.3	29.4	29.5	30	29.7	33.4	29.52	31.55	29.52
1 - 2	33.3	28.8	35	28.3	30	35	32.5	31.08	33.75	31.08
2 - 3	32.5	31.7	30	28.3	32.5	30	38	31	34	31
3 - 4	32.5	31.7	31.7	32.5	29.2	33	37	31.52	35	31.52
4 - 5	35	33.3	33.6	33.8	31.7	31.7	36.7	33.48	34.2	33.48
5 - 6	32.4	31.5	32.5	33.1	31.4	32.9	35	32.18	33.95	32.18
6 - 7	30	30.9	30	30.2	30.9	33.1	31.9	30.4	32.5	30.4
7 - 8	28.2	28	28	28.1	27.2	30.3	32.1	27.9	31.2	27.9
8 - 9	26.5	27.2	27.7	27.8	25.2	29.4	30.5	26.88	29.95	26.88
9 - 10	28.9	28.4	28.6	28.8	28.5	29.1	28.4	28.64	28.75	28.64
10 - 11	28.7	28.7	29	28.8	28.9	28.8	28.4	28.82	28.6	28.82
11 - 12	28.9	28.7	29	29	28.9	29	29.3	28.9	29.15	28.9
12 - 13	29.3	28.9	29.2	29	28.6	29.5	29.4	29	29.45	29
13 - 14	29.2	29.2	29.2	28.3	29.1	29.4	29.5	29	29.45	29
14 - 15	29.2	28.9	28.8	28.9	28.9	29.7	29.4	28.94	29.55	28.94
15 - 16	28.3	28.6	28.2	28.8	28.6	29.9	30.2	28.5	30.05	28.5
16 - 17	29.3	29.2	29.1	28.9	29.2	30.8	29.7	29.14	30.25	29.14
17 - 18	29	29.4	29.1	28.9	29.3	30	29.8	29.14	29.9	29.14
18 - 19	29.7	29.6	29.6	29.3	29.8	32	30.1	29.6	31.05	29.6
19 - 20	29.7	29.9	29.9	29.6	29.9	31.9	31.6	29.8	31.75	29.8
20 - 21	30.3	29.9	30	31.3	31.2	30	31	30.54	30.5	30.54
21 - 22	29.5	29.5	29.6	29.5	29.4	30.9	29.6	29.5	30.25	29.5
22 - 23	29.3	29.7	33.8	30.8	29.5	29.5	32.9	30.62	31.2	30.62
23 - 24	32.5	35	30	29.4	29.6	30.4	32	31.3	31.2	31.3
Totals	721.6	716	721	710.9	707.5	736	758.4			
% of Total	14.23%	14.12%	14.22%	14.02%	13.95%	14.51%	14.95%			



Incoming Direction Weekly EightyFifthSpeeds  
Norwich Road

from Thu-Jun-28-2018-12-00-PM to Thu-Jul-26-2018-11-59-AM

	09/07/2018	to	15/07/2018							
	Monday	Tuesday	Wednesday	Thursday	Friday	Saturday	Sunday	Week	Weekend	Week Day 85%
Hour	09/07/2018	10/07/2018	11/07/2018	12/07/2018	13/07/2018	14/07/2018	15/07/2018	Day Avg	Avg	Avg Speed
0 - 1	32	35	29.3	32.5	30	32.1	34.3	31.76	33.2	31.76
1 - 2	33	30	35	28.8	35	35	32.3	32.36	33.65	32.36
2 - 3	30	35	30	30	35	33.3	37.5	32	35.4	32
3 - 4	33.1	32.5	35	29.3	32.5	30	38	32.48	34	32.48
4 - 5	31	34.2	34	31.2	34.2	35	35	32.92	35	32.92
5 - 6	32.9	32.8	31.9	31.5	31.8	32.9	32.5	32.18	32.7	32.18
6 - 7	30	29.8	29.8	29.7	30	33.2	33.2	29.86	33.2	29.86
7 - 8	28	27.3	27.6	28	28.3	32.6	31.3	27.84	31.95	27.84
8 - 9	27.4	27.3	26.5	27.3	27.8	29.4	31	27.26	30.2	27.26
9 - 10	28.7	28.7	28.8	28.6	28.8	29.1	29.3	28.72	29.2	28.72
10 - 11	28.7	29	28.3	28.5	28.8	28.9	29.3	28.66	29.1	28.66
11 - 12	29.2	29.1	29.2	28.6	28.9	29	29.2	29	29.1	29
12 - 13	28.8	29.2	29.1	28.6	29.1	29.2	29.4	28.96	29.3	28.96
13 - 14	29.4	29.1	29	28.7	29.5	29.5	29.6	29.14	29.55	29.14
14 - 15	29.1	29.1	29.2	28.3	28.9	29.1	29.7	28.92	29.4	28.92
15 - 16	28.7	28.5	28.2	23.6	28.3	29.9	30.3	27.46	30.1	27.46
16 - 17	29.1	29	28.9	28.8	29.4	29.7	29.9	29.04	29.8	29.04
17 - 18	29	29.1	29	29	29.1	29.8	30.6	29.04	30.2	29.04
18 - 19	29.6	28.8	29.9	29.5	29.7	30.4	31.1	29.5	30.75	29.5
19 - 20	29.8	30	31.3	30.6	29.8	30.7	31.8	30.3	31.25	30.3
20 - 21	31.4	29.9	30.8	30.6	30.5	32	30	30.64	31	30.64
21 - 22	29.9	29.2	29.1	31.8	29.7	30	29.9	29.94	29.95	29.94
22 - 23	29.9	29.6	29.6	31.9	29.2	29.9	30	30.04	29.95	30.04
23 - 24	30	29.4	30	30	30.8	32.9	34.2	30.04	33.55	30.04
Totals	718.7	721.6	719.5	705.4	725.1	743.6	759.4			
% of Total	14.11%	14.17%	14.13%	13.85%	14.24%	14.6%	14.91%			

Incoming Direction Weekly EightyFifthSpeeds  
Norwich Road

from Thu-Jun-28-2018-12-00-PM to Thu-Jul-26-2018-11-59-AM

	16/07/2018	to	22/07/2018							
	Monday	Tuesday	Wednesday	Thursday	Friday	Saturday	Sunday	Week	Weekend	Week Day 85%
Hour	16/07/2018	17/07/2018	18/07/2018	19/07/2018	20/07/2018	21/07/2018	22/07/2018	Day Avg	Avg	Avg Speed
0 - 1	34.4	30	33.3	33.5	29.3	35.6	31.2	32.1	33.4	32.1
1 - 2	35	30	40	35	36.7	33.9	35.7	35.34	34.8	35.34
2 - 3	35	28.3	30	30	30	33.3	33	30.66	33.15	30.66
3 - 4	30	28.8	32.5	35	35	35	36.2	32.26	35.6	32.26
4 - 5	33.8	32.1	34.5	33.6	33	35	36.4	33.4	35.7	33.4
5 - 6	32.3	32.7	32	31.6	33.5	33.3	34.2	32.42	33.75	32.42
6 - 7	29.9	30	30.1	30.5	30.8	32.7	30.4	30.26	31.55	30.26
7 - 8	28.4	28.1	28.1	28.1	27.7	31	29.9	28.08	30.45	28.08
8 - 9	27.4	27	26.9	28.2	28.6	29.5	29.9	27.62	29.7	27.62
9 - 10	28.6	28.9	28.7	28.6	28.3	28.7	29.1	28.62	28.9	28.62
10 - 11	28.8	28.9	29	28.4	28.6	28.9	28.9	28.74	28.9	28.74
11 - 12	29	28.9	29.3	28.9	28.9	29	28.9	29	28.95	29
12 - 13	28.9	29.1	29.1	29.3	28.9	29.1	29.5	29.06	29.3	29.06
13 - 14	28.8	29.1	29.5	29.1	29.3	29	29.1	29.16	29.05	29.16
14 - 15	28.6	28.8	28.7	29.2	29	29.2	29.7	28.86	29.45	28.86
15 - 16	28.6	28.7	28	28.5	27.9	29.5	29.8	28.34	29.65	28.34
16 - 17	29.2	29	28.7	28.7	29.1	29.7	30	28.94	29.85	28.94
17 - 18	29.6	29.1	29.1	28.6	28.7	29.8	29.7	29.02	29.75	29.02
18 - 19	29.4	29.4	29.5	29.6	29.2	29.8	29.7	29.42	29.75	29.42
19 - 20	30.4	30	29.9	29.6	30	30.5	30.9	29.98	30.7	29.98
20 - 21	29.8	29.8	31.1	29.5	31	29.6	29.8	30.24	29.7	30.24
21 - 22	29.5	29.4	29.7	29.2	29.7	29.5	29.9	29.5	29.7	29.5
22 - 23	31.1	29.9	29.8	29.5	30.7	29.9	30	30.2	29.95	30.2
23 - 24	33.8	31.2	32.5	32.5	30	30.8	35	32	32.9	32
Totals	730.3	707.2	730	724.7	723.9	742.3	746.9			
% of Total	14.3%	13.85%	14.3%	14.2%	14.18%	14.54%	14.63%			

Incoming Direction Weekly EightyFifthSpeeds  
Norwich Road

from Thu-Jun-28-2018-12-00-PM to Thu-Jul-26-2018-11-59-AM

	23/07/2018	to	29/07/2018							
	Monday	Tuesday	Wednesday	Thursday	Friday	Saturday	Sunday	Week	Weekend	Week Day 85%
Hour	23/07/2018	24/07/2018	25/07/2018	26/07/2018	27/07/2018	28/07/2018	29/07/2018	Day Avg	Avg	Avg Speed
0 - 1	29.3	37.5	31.7	25	*	*	*	30.88	0	30.88
1 - 2	28.3	32.5	30	25	*	*	*	28.95	0	28.95
2 - 3	32.5	33.3	28.3	22.5	*	*	*	29.15	0	29.15
3 - 4	33.3	35	36.7	20	*	*	*	31.25	0	31.25
4 - 5	31.4	33.1	32.5	28.3	*	*	*	31.32	0	31.32
5 - 6	32.6	32.8	33.4	25.8	*	*	*	31.15	0	31.15
6 - 7	31	30	29.1	25.6	*	*	*	28.92	0	28.92
7 - 8	27.7	28	24.5	24	*	*	*	26.05	0	26.05
8 - 9	27.4	27.1	27.2	23.9	*	*	*	26.4	0	26.4
9 - 10	27.7	28.6	26.7	21.1	*	*	*	26.02	0	26.02
10 - 11	28.4	28.8	25.8	21.6	*	*	*	26.15	0	26.15
11 - 12	29.2	29	27.8	21.7	*	*	*	26.92	0	26.92
12 - 13	29.2	29	25.6	*	*	*	*	27.93	0	27.93
13 - 14	29.1	27.8	23.1	*	*	*	*	26.67	0	26.67
14 - 15	28.9	28.8	23.7	*	*	*	*	27.13	0	27.13
15 - 16	28.3	29.3	24.4	*	*	*	*	27.33	0	27.33
16 - 17	29.3	29.1	23.6	*	*	*	*	27.33	0	27.33
17 - 18	29.5	29.6	23.4	*	*	*	*	27.5	0	27.5
18 - 19	29.7	29.7	23.9	*	*	*	*	27.77	0	27.77
19 - 20	30.8	29.7	25	*	*	*	*	28.5	0	28.5
20 - 21	30.5	31.5	25.2	*	*	*	*	29.07	0	29.07
21 - 22	29.7	30.5	24.3	*	*	*	*	28.17	0	28.17
22 - 23	29.7	31.6	23.3	*	*	*	*	28.2	0	28.2
23 - 24	30	32.2	27.5	*	*	*	*	29.9	0	29.9
Totals	713.5	734.5	646.7	284.5	0	0	0			
% of Total	29.99%	30.87%	27.18%	11.96%	0%	0%	0%			

Incoming Direction Monthly EightyFifthSpeeds  
Norwich Road

from Thu-Jun-28-2018-12-00-PM to Thu-Jul-26-2018-11-59-AM

Hour	Jun 2018							Week Day Avg	Weekend Avg	Week Day 85% Avg Speed
	Monday	Tuesday	Wednesday	Thursday	Friday	Saturday	Sunday			
0 - 1	*	*	*	*	29.6	32.9	*	29.6	32.9	29.6
1 - 2	*	*	*	*	32	34.5	*	32	34.5	32
2 - 3	*	*	*	*	33.1	40	*	33.1	40	33.1
3 - 4	*	*	*	*	32	39.3	*	32	39.3	32
4 - 5	*	*	*	*	33.3	39	*	33.3	39	33.3
5 - 6	*	*	*	*	32.6	33.5	*	32.6	33.5	32.6
6 - 7	*	*	*	*	31.8	33.4	*	31.8	33.4	31.8
7 - 8	*	*	*	*	28	32	*	28	32	28
8 - 9	*	*	*	*	28.1	29.6	*	28.1	29.6	28.1
9 - 10	*	*	*	*	28.6	28.7	*	28.6	28.7	28.6
10 - 11	*	*	*	*	28.7	28.7	*	28.7	28.7	28.7
11 - 12	*	*	*	*	29	29	*	29	29	29
12 - 13	*	*	*	29.4	29.2	29.5	*	29.3	29.5	29.3
13 - 14	*	*	*	29.2	29.1	29.4	*	29.15	29.4	29.15
14 - 15	*	*	*	28.5	29	29.5	*	28.75	29.5	28.75
15 - 16	*	*	*	28.4	28.4	30	*	28.4	30	28.4
16 - 17	*	*	*	28.7	29.2	29.9	*	28.95	29.9	28.95
17 - 18	*	*	*	29.2	29.2	29.6	*	29.2	29.6	29.2
18 - 19	*	*	*	29.3	29.4	30.1	*	29.35	30.1	29.35
19 - 20	*	*	*	31.6	30.3	31.8	*	30.95	31.8	30.95
20 - 21	*	*	*	30.8	29.8	31.9	*	30.3	31.9	30.3
21 - 22	*	*	*	30.2	30.2	29.7	*	30.2	29.7	30.2
22 - 23	*	*	*	29.8	30.9	32.3	*	30.35	32.3	30.35
23 - 24	*	*	*	33.6	33.2	30.7	*	33.4	30.7	33.4

Incoming Direction Monthly EightyFifthSpeeds  
Norwich Road

from Thu-Jun-28-2018-12-00-PM to Thu-Jul-26-2018-11-59-AM

Hour	Jul 2018							Week Day Avg	Weekend Avg	Week Day 85% Avg Speed
	Monday	Tuesday	Wednesday	Thursday	Friday	Saturday	Sunday			
0 - 1	32.7	33.6	30.7	32.4	29.7	33.2	33.3	31.82	33.25	31.82
1 - 2	32.9	31.7	36.7	29.1	35	34.1	33.6	33.08	33.85	33.08
2 - 3	32.5	32.1	29.5	29.2	32.5	32.5	36.2	31.16	34.35	31.16
3 - 4	32.7	33.2	33.8	30	33.1	33.5	37	32.56	35.25	32.56
4 - 5	33.1	33.2	33.9	32.9	33.2	34.4	36.7	33.26	35.55	33.26
5 - 6	32.5	32.5	32.5	31.6	32.4	33	33.9	32.3	33.45	32.3
6 - 7	30.2	30	29.8	29.7	30.6	33	32.2	30.06	32.6	30.06
7 - 8	28.1	27.9	27.6	27.6	27.8	31.4	31.6	27.8	31.5	27.8
8 - 9	27.2	27.2	27.1	27.3	27.8	29.4	30.3	27.32	29.85	27.32
9 - 10	28.5	28.7	28.4	28.3	28.6	29	29.1	28.5	29.05	28.5
10 - 11	28.7	28.9	28.5	28.2	28.8	28.9	29.1	28.62	29	28.62
11 - 12	29.1	28.9	28.9	28.8	28.9	29	29.2	28.92	29.1	28.92
12 - 13	29.1	29.1	28.9	29	28.9	29.3	29.5	29	29.4	29
13 - 14	29.1	28.9	28.9	28.8	29.3	29.3	29.4	29	29.35	29
14 - 15	29	28.9	28.6	28.8	29	29.3	29.7	28.86	29.5	28.86
15 - 16	28.5	28.8	27.8	28.1	28.3	29.8	29.9	28.3	29.85	28.3
16 - 17	29.2	29.1	28.6	28.8	29.2	29.8	29.8	28.98	29.8	28.98
17 - 18	29.3	29.3	28.8	28.9	29.1	29.9	29.9	29.08	29.9	29.08
18 - 19	29.6	29.4	29.4	29.5	29.6	30.7	30.4	29.5	30.55	29.5
19 - 20	29.9	29.8	29.6	29.8	29.9	31	31.4	29.8	31.2	29.8
20 - 21	30.5	30.4	29.7	29.9	31	30.3	30.3	30.3	30.3	30.3
21 - 22	29.7	29.7	29	29.7	29.7	29.9	29.9	29.56	29.9	29.56
22 - 23	29.8	29.9	29.6	30.3	29.7	29.8	31.2	29.86	30.5	29.86
23 - 24	32.3	31.7	30.4	29.8	30	31.5	32.9	30.84	32.2	30.84

Starting Hour	Count	Average Speed of all Traffic	Violator Counts	Average Speed of Violators
00:00:00	0	N/A	N/A	N/A
01:00:00	0	N/A	N/A	N/A
02:00:00	0	N/A	N/A	N/A
03:00:00	0	N/A	N/A	N/A
04:00:00	0	N/A	N/A	N/A
05:00:00	0	N/A	N/A	N/A
06:00:00	0	N/A	N/A	N/A
07:00:00	0	N/A	N/A	N/A
08:00:00	0	N/A	N/A	N/A
09:00:00	0	N/A	N/A	N/A
10:00:00	0	N/A	N/A	N/A
11:00:00	0	N/A	N/A	N/A
12:00:00	274	2.8	22	32.5
13:00:00	446	2.9	33	33.3
14:00:00	528	2.1	20	32.8
15:00:00	563	2.2	14	33.2
16:00:00	594	2.0	20	32.5
17:00:00	587	2.1	34	32.6
18:00:00	443	2.8	37	32.8
19:00:00	236	5.4	45	33.5
20:00:00	162	7.4	28	33.2
21:00:00	201	5.3	34	33.5
22:00:00	92	9.3	12	33.3
23:00:00	67	13.0	14	35.4
00:00:00	18	15.3	1	37.5
01:00:00	30	17.0	6	35.0
02:00:00	23	18.8	9	32.5
03:00:00	19	22.0	5	32.5
04:00:00	37	13.5	10	34.5
05:00:00	108	9.1	31	33.1
06:00:00	349	4.0	79	33.3
07:00:00	869	1.4	30	33.0
08:00:00	810	1.5	20	32.8
09:00:00	740	1.6	16	33.4
10:00:00	660	1.9	23	32.9
11:00:00	569	2.2	32	33.0
12:00:00	536	2.3	34	32.8
13:00:00	515	2.1	27	32.7
14:00:00	582	2.1	30	32.8
15:00:00	608	1.9	23	32.7
16:00:00	517	2.5	38	32.8
17:00:00	581	2.2	41	32.9
18:00:00	534	2.5	48	32.9
19:00:00	339	3.8	54	33.1
20:00:00	226	5.4	28	33.4
21:00:00	179	6.5	29	32.8
22:00:00	171	6.8	24	33.8
23:00:00	106	10.5	33	34.3
00:00:00	45	15.4	12	33.3
01:00:00	45	19.4	17	34.3
02:00:00	26	26.9	11	38.4

Starting Hour	Count	Average Speed of all Traffic	Violator Counts	Average Speed of Violators
03:00:00	12	30.2	9	35.8
04:00:00	24	27.5	14	37.9
05:00:00	50	15.9	15	35.8
06:00:00	125	9.7	39	34.0
07:00:00	298	4.3	73	33.0
08:00:00	516	2.4	65	32.7
09:00:00	723	1.8	29	32.8
10:00:00	625	2.1	26	33.1
11:00:00	604	2.0	27	32.5
12:00:00	551	2.5	55	33.2
13:00:00	517	2.5	41	33.0
14:00:00	446	2.9	38	33.0
15:00:00	398	3.0	58	32.8
16:00:00	412	3.0	57	32.7
17:00:00	435	3.0	43	32.8
18:00:00	382	3.3	64	32.8
19:00:00	316	3.9	65	33.1
20:00:00	191	5.9	40	33.3
21:00:00	198	5.2	26	33.1
22:00:00	121	7.2	32	32.8
23:00:00	103	7.7	16	33.1
00:00:00	97	12.1	29	34.6
01:00:00	48	17.0	17	34.0
02:00:00	33	20.7	16	35.9
03:00:00	24	20.9	16	34.4
04:00:00	19	28.6	11	36.6
05:00:00	41	15.4	10	33.5
06:00:00	119	8.6	33	33.4
07:00:00	172	7.0	44	33.9
08:00:00	282	4.8	43	33.1
09:00:00	461	2.8	40	33.1
10:00:00	606	2.1	50	32.8
11:00:00	619	1.9	45	32.6
12:00:00	496	2.8	50	33.1
13:00:00	480	2.7	47	33.2
14:00:00	401	3.3	46	33.3
15:00:00	353	3.1	47	32.7
16:00:00	403	2.9	50	32.8
17:00:00	404	3.0	59	33.0
18:00:00	357	3.5	71	33.1
19:00:00	237	5.0	45	33.1
20:00:00	224	5.3	41	32.9
21:00:00	117	7.8	25	33.5
22:00:00	86	10.1	14	32.9
23:00:00	34	16.5	7	33.2
00:00:00	15	14.3	1	32.5
01:00:00	14	21.3	6	32.5
02:00:00	8	24.1	2	32.5
03:00:00	12	14.6	3	32.5
04:00:00	48	17.0	16	35.0
05:00:00	125	7.7	33	33.3

Starting Hour	Count	Average Speed of all Traffic	Violator Counts	Average Speed of Violators
06:00:00	372	3.8	62	33.3
07:00:00	857	1.4	38	33.2
08:00:00	809	1.4	8	36.9
09:00:00	726	1.7	35	32.8
10:00:00	588	1.9	18	32.5
11:00:00	514	2.3	26	32.7
12:00:00	477	2.5	33	32.7
13:00:00	495	2.3	30	32.7
14:00:00	508	2.4	34	32.5
15:00:00	576	1.9	16	32.5
16:00:00	522	2.3	39	32.6
17:00:00	564	2.3	31	32.8
18:00:00	451	2.8	55	32.7
19:00:00	261	4.4	31	33.0
20:00:00	136	7.5	17	33.4
21:00:00	97	9.3	12	34.2
22:00:00	55	12.6	6	33.3
23:00:00	11	29.3	3	35.8
00:00:00	11	14.5	1	32.5
01:00:00	7	18.9	0	0.0
02:00:00	12	21.7	3	32.5
03:00:00	18	19.0	3	32.5
04:00:00	26	19.4	9	34.2
05:00:00	109	9.7	24	32.9
06:00:00	339	3.9	63	33.0
07:00:00	900	1.3	26	32.7
08:00:00	786	1.2	4	32.5
09:00:00	708	1.4	16	32.8
10:00:00	566	2.1	27	32.9
11:00:00	511	2.4	24	33.3
12:00:00	486	2.4	21	33.2
13:00:00	464	2.5	24	32.5
14:00:00	476	2.4	26	32.5
15:00:00	561	2.1	26	32.9
16:00:00	575	2.3	38	33.2
17:00:00	579	2.1	47	32.7
18:00:00	437	2.9	50	33.1
19:00:00	163	6.7	22	33.0
20:00:00	81	10.1	12	32.9
21:00:00	72	10.8	5	34.5
22:00:00	97	8.8	12	33.3
23:00:00	15	24.5	3	37.5
00:00:00	15	24.7	2	32.5
01:00:00	3	27.5	1	32.5
02:00:00	3	22.5	0	0.0
03:00:00	15	24.2	3	34.2
04:00:00	37	19.9	12	34.6
05:00:00	129	9.0	37	33.7
06:00:00	373	3.6	62	33.0
07:00:00	882	1.3	22	32.5
08:00:00	858	1.2	14	32.5



Starting Hour	Count	Average Speed of all Traffic	Violator Counts	Average Speed of Violators
09:00:00	689	1.7	16	34.4
10:00:00	563	2.1	27	33.1
11:00:00	523	2.2	23	32.7
12:00:00	496	2.2	35	32.5
13:00:00	464	2.8	29	34.1
14:00:00	558	2.2	26	32.7
15:00:00	530	2.2	12	32.5
16:00:00	614	2.2	36	32.8
17:00:00	585	2.1	37	32.6
18:00:00	462	2.8	44	32.7
19:00:00	206	5.5	28	32.7
20:00:00	171	6.1	26	32.7
21:00:00	97	9.4	10	33.5
22:00:00	48	14.8	14	34.3
23:00:00	6	25.8	1	37.5
00:00:00	12	20.6	1	32.5
01:00:00	6	25.8	0	0.0
02:00:00	9	21.1	0	0.0
03:00:00	11	19.1	2	32.5
04:00:00	30	18.3	11	34.3
05:00:00	128	8.7	44	33.5
06:00:00	374	3.4	52	33.0
07:00:00	791	1.6	43	33.1
08:00:00	816	1.5	19	32.8
09:00:00	738	1.6	29	32.8
10:00:00	649	1.8	20	32.8
11:00:00	546	2.3	27	32.9
12:00:00	550	2.2	28	32.7
13:00:00	289	2.2	10	32.5
14:00:00	511	2.3	19	32.8
15:00:00	556	2.2	18	32.8
16:00:00	596	1.9	27	32.9
17:00:00	561	2.3	29	33.0
18:00:00	526	2.6	44	33.2
19:00:00	237	4.8	22	32.5
20:00:00	129	7.7	27	32.7
21:00:00	104	8.4	9	33.6
22:00:00	59	12.3	10	33.5
23:00:00	36	16.0	4	35.0
00:00:00	8	19.4	1	32.5
01:00:00	9	23.9	1	32.5
02:00:00	4	28.8	2	32.5
03:00:00	10	23.8	1	32.5
04:00:00	16	19.2	4	33.8
05:00:00	101	8.1	23	33.2
06:00:00	325	3.9	58	33.5
07:00:00	829	1.4	15	32.8
08:00:00	802	1.4	7	33.2
09:00:00	702	1.8	21	33.2
10:00:00	605	2.0	23	33.2
11:00:00	576	2.0	26	32.5

Starting Hour	Count	Average Speed of all Traffic	Violator Counts	Average Speed of Violators
12:00:00	563	2.0	19	33.0
13:00:00	520	2.4	29	32.8
14:00:00	532	2.1	23	32.7
15:00:00	600	1.9	22	32.5
16:00:00	603	2.1	43	32.8
17:00:00	558	2.2	46	32.7
18:00:00	449	3.0	55	33.1
19:00:00	218	5.3	32	33.6
20:00:00	147	7.9	29	33.4
21:00:00	92	8.5	8	32.5
22:00:00	86	9.0	7	34.6
23:00:00	29	14.0	3	32.5
00:00:00	31	15.1	3	39.2
01:00:00	10	25.3	2	37.5
02:00:00	3	16.7	0	0.0
03:00:00	14	20.4	4	32.5
04:00:00	19	18.2	5	34.5
05:00:00	73	11.6	27	32.7
06:00:00	149	9.1	40	34.3
07:00:00	311	3.9	53	32.9
08:00:00	528	2.3	46	32.7
09:00:00	716	1.8	40	32.6
10:00:00	698	1.8	32	33.0
11:00:00	573	1.9	31	32.7
12:00:00	576	2.3	51	33.1
13:00:00	498	2.4	38	32.6
14:00:00	451	2.6	42	33.5
15:00:00	287	4.1	41	34.0
16:00:00	255	4.7	42	32.9
17:00:00	407	3.1	64	33.1
18:00:00	303	4.3	72	33.0
19:00:00	237	4.9	53	33.4
20:00:00	200	5.3	29	33.0
21:00:00	173	6.5	30	33.0
22:00:00	182	5.6	19	33.0
23:00:00	121	8.5	18	34.2
00:00:00	65	14.3	21	33.5
01:00:00	50	13.9	15	33.2
02:00:00	28	21.0	14	35.7
03:00:00	31	24.4	14	35.4
04:00:00	24	20.8	11	36.1
05:00:00	52	16.4	20	34.8
06:00:00	111	8.6	23	33.4
07:00:00	150	7.5	36	32.9
08:00:00	252	4.7	41	33.0
09:00:00	597	2.0	32	32.7
10:00:00	713	1.8	25	32.9
11:00:00	586	2.3	47	33.1
12:00:00	509	2.5	37	33.0
13:00:00	422	2.9	40	32.8
14:00:00	428	2.8	40	32.8

Starting Hour	Count	Average Speed of all Traffic	Violator Counts	Average Speed of Violators
15:00:00	372	3.1	51	32.8
16:00:00	335	3.8	42	33.2
17:00:00	344	3.5	45	32.8
18:00:00	293	4.5	46	33.3
19:00:00	229	4.7	43	32.7
20:00:00	200	6.0	40	33.3
21:00:00	129	7.2	12	33.3
22:00:00	90	10.8	22	34.3
23:00:00	45	13.3	11	32.5
00:00:00	19	22.8	5	32.5
01:00:00	10	25.8	5	32.5
02:00:00	10	20.8	2	35.0
03:00:00	25	17.8	9	33.1
04:00:00	36	16.3	5	33.5
05:00:00	123	8.0	32	33.1
06:00:00	341	4.2	60	34.2
07:00:00	871	1.4	26	33.1
08:00:00	818	1.4	18	32.8
09:00:00	667	1.6	14	32.5
10:00:00	584	2.0	16	32.5
11:00:00	535	2.3	35	32.6
12:00:00	535	2.2	21	32.7
13:00:00	456	2.5	35	32.8
14:00:00	499	2.4	29	32.8
15:00:00	541	2.0	21	33.2
16:00:00	584	2.0	42	32.5
17:00:00	521	2.2	21	32.7
18:00:00	455	2.7	47	32.7
19:00:00	246	4.7	27	33.6
20:00:00	151	7.1	31	33.0
21:00:00	111	8.6	16	33.1
22:00:00	68	12.4	9	35.3
23:00:00	11	21.1	2	47.5
00:00:00	6	24.6	2	35.0
01:00:00	7	20.4	1	32.5
02:00:00	1	27.5	0	0.0
03:00:00	13	24.8	5	32.5
04:00:00	25	21.9	7	34.6
05:00:00	105	10.0	29	33.5
06:00:00	362	3.8	52	33.8
07:00:00	879	1.3	17	32.8
08:00:00	839	1.3	11	32.5
09:00:00	733	1.7	30	32.8
10:00:00	613	1.9	28	32.5
11:00:00	510	2.4	29	32.7
12:00:00	448	2.6	32	32.5
13:00:00	457	2.7	30	32.7
14:00:00	499	2.3	32	32.5
15:00:00	604	1.9	24	32.5
16:00:00	618	2.0	35	32.8
17:00:00	516	2.5	29	33.2

Starting Hour	Count	Average Speed of all Traffic	Violator Counts	Average Speed of Violators
18:00:00	490	2.7	24	32.9
19:00:00	235	4.9	32	32.8
20:00:00	128	8.8	18	33.3
21:00:00	96	10.1	8	34.4
22:00:00	73	11.5	8	34.4
23:00:00	15	19.5	1	47.5
00:00:00	9	23.9	0	0.0
01:00:00	7	29.6	3	35.8
02:00:00	4	28.8	1	42.5
03:00:00	5	32.5	2	40.0
04:00:00	27	17.2	8	35.0
05:00:00	138	7.7	31	33.6
06:00:00	373	3.9	51	33.9
07:00:00	874	1.5	23	32.7
08:00:00	735	1.4	7	33.2
09:00:00	675	1.7	25	32.5
10:00:00	610	1.9	15	32.5
11:00:00	515	2.4	26	33.3
12:00:00	488	2.5	30	33.5
13:00:00	499	2.2	26	32.5
14:00:00	507	2.5	39	33.3
15:00:00	604	1.7	14	32.5
16:00:00	591	2.0	26	32.7
17:00:00	526	2.5	30	34.0
18:00:00	422	2.9	53	33.0
19:00:00	114	8.2	25	32.9
20:00:00	42	16.0	7	33.9
21:00:00	89	8.8	7	33.2
22:00:00	117	7.9	12	35.0
23:00:00	40	13.7	4	33.8
00:00:00	18	21.9	5	34.5
01:00:00	7	19.6	1	32.5
02:00:00	11	21.8	1	32.5
03:00:00	11	21.6	1	32.5
04:00:00	36	16.3	6	35.0
05:00:00	123	8.6	25	34.1
06:00:00	345	3.4	45	32.5
07:00:00	828	1.5	25	32.7
08:00:00	845	1.2	15	32.5
09:00:00	674	1.7	21	33.2
10:00:00	582	2.0	16	33.1
11:00:00	532	1.9	17	33.1
12:00:00	504	2.3	11	33.4
13:00:00	255	2.6	10	33.5
14:00:00	505	2.4	19	33.6
15:00:00	477	1.5	5	32.5
16:00:00	587	2.1	28	32.9
17:00:00	580	2.1	32	33.0
18:00:00	509	2.4	43	32.8
19:00:00	204	5.7	33	33.1
20:00:00	125	7.9	24	33.3

Starting Hour	Count	Average Speed of all Traffic	Violator Counts	Average Speed of Violators
21:00:00	90	11.4	16	33.4
22:00:00	53	14.7	11	33.4
23:00:00	24	16.4	3	32.5
00:00:00	7	19.6	1	32.5
01:00:00	5	31.5	3	34.2
02:00:00	2	25.0	0	0.0
03:00:00	14	22.0	5	32.5
04:00:00	24	19.9	7	36.8
05:00:00	109	9.3	25	33.3
06:00:00	319	3.8	49	33.2
07:00:00	763	1.6	33	32.7
08:00:00	708	1.6	11	33.9
09:00:00	693	1.7	30	32.7
10:00:00	621	1.9	17	32.8
11:00:00	596	1.9	24	32.5
12:00:00	480	2.4	25	32.7
13:00:00	495	2.5	47	32.7
14:00:00	496	2.2	32	32.5
15:00:00	545	2.0	16	32.8
16:00:00	577	2.1	44	32.6
17:00:00	546	2.2	34	32.6
18:00:00	518	2.6	59	33.0
19:00:00	227	5.4	28	33.2
20:00:00	126	8.4	19	33.0
21:00:00	105	8.5	16	33.1
22:00:00	53	11.8	3	32.5
23:00:00	50	15.1	8	36.3
00:00:00	22	18.1	6	32.5
01:00:00	21	22.9	7	33.9
02:00:00	9	28.3	6	35.0
03:00:00	8	24.1	1	37.5
04:00:00	34	19.0	13	34.4
05:00:00	47	15.8	16	33.4
06:00:00	159	7.8	41	34.1
07:00:00	312	4.8	87	33.5
08:00:00	465	2.5	40	32.9
09:00:00	590	2.2	38	32.9
10:00:00	656	1.9	27	32.7
11:00:00	581	2.2	38	33.2
12:00:00	495	2.7	32	33.1
13:00:00	502	2.3	44	32.7
14:00:00	494	2.4	31	33.0
15:00:00	377	3.1	47	33.0
16:00:00	390	3.3	48	32.9
17:00:00	453	2.6	57	32.7
18:00:00	343	3.8	54	33.3
19:00:00	275	4.4	47	33.1
20:00:00	182	5.9	45	32.8
21:00:00	170	6.4	27	33.1
22:00:00	130	7.0	15	33.8
23:00:00	124	8.3	29	33.9

Starting Hour	Count	Average Speed of all Traffic	Violator Counts	Average Speed of Violators
00:00:00	65	12.9	18	35.3
01:00:00	57	14.1	17	34.0
02:00:00	30	18.4	10	34.0
03:00:00	17	25.1	12	36.7
04:00:00	8	30.0	4	35.0
05:00:00	45	15.3	10	36.0
06:00:00	93	11.4	24	35.2
07:00:00	178	7.0	35	33.9
08:00:00	206	5.9	38	33.0
09:00:00	421	2.8	33	32.7
10:00:00	659	1.9	52	32.9
11:00:00	645	1.9	31	33.1
12:00:00	555	2.3	45	32.9
13:00:00	404	3.0	44	32.8
14:00:00	379	3.5	45	33.3
15:00:00	340	3.6	49	32.8
16:00:00	256	4.1	36	32.6
17:00:00	324	3.8	50	32.9
18:00:00	330	3.9	65	33.1
19:00:00	227	5.3	49	33.2
20:00:00	167	6.5	27	33.1
21:00:00	115	7.3	12	33.8
22:00:00	75	11.2	12	33.8
23:00:00	41	17.4	11	36.1
00:00:00	21	26.9	10	36.0
01:00:00	8	25.9	3	34.2
02:00:00	11	24.3	3	35.8
03:00:00	7	25.0	1	37.5
04:00:00	42	14.6	10	34.5
05:00:00	139	8.6	36	34.0
06:00:00	333	3.8	48	33.3
07:00:00	870	1.5	40	32.9
08:00:00	813	1.3	13	32.5
09:00:00	750	1.6	21	32.5
10:00:00	603	2.2	28	33.0
11:00:00	616	1.9	38	32.5
12:00:00	508	2.3	20	32.8
13:00:00	495	2.4	16	33.1
14:00:00	494	2.2	20	32.8
15:00:00	538	2.1	17	33.4
16:00:00	564	2.1	42	32.5
17:00:00	526	2.4	59	32.9
18:00:00	426	3.0	36	32.8
19:00:00	197	6.5	30	33.5
20:00:00	139	7.3	19	33.0
21:00:00	80	11.2	8	35.0
22:00:00	61	11.1	10	33.0
23:00:00	21	25.4	7	35.4
00:00:00	9	23.3	1	37.5
01:00:00	8	25.6	2	32.5
02:00:00	7	17.5	0	0.0

Starting Hour	Count	Average Speed of all Traffic	Violator Counts	Average Speed of Violators
03:00:00	6	24.2	0	0.0
04:00:00	32	14.1	8	33.1
05:00:00	118	8.8	37	32.9
06:00:00	357	3.8	59	33.4
07:00:00	896	1.4	28	33.2
08:00:00	810	1.3	7	32.5
09:00:00	746	1.7	36	32.6
10:00:00	558	2.3	24	32.9
11:00:00	538	2.1	22	32.7
12:00:00	478	2.6	32	33.1
13:00:00	483	2.4	26	32.7
14:00:00	466	2.4	21	33.5
15:00:00	513	2.4	20	34.3
16:00:00	619	1.9	30	32.5
17:00:00	551	2.2	30	32.7
18:00:00	463	2.6	40	33.0
19:00:00	212	5.8	30	33.2
20:00:00	123	8.0	14	32.5
21:00:00	93	9.8	10	34.0
22:00:00	72	10.8	10	34.0
23:00:00	17	17.2	3	32.5
00:00:00	24	22.7	6	38.3
01:00:00	10	27.3	4	37.5
02:00:00	5	25.5	1	32.5
03:00:00	10	22.0	2	32.5
04:00:00	31	21.0	15	34.5
05:00:00	139	7.9	33	33.1
06:00:00	373	3.5	59	33.0
07:00:00	882	1.4	30	32.8
08:00:00	834	1.3	8	32.5
09:00:00	711	1.7	20	32.5
10:00:00	616	1.9	25	33.1
11:00:00	495	2.6	41	32.7
12:00:00	495	2.3	31	32.8
13:00:00	464	2.6	39	32.5
14:00:00	507	2.2	24	32.9
15:00:00	551	2.2	12	32.9
16:00:00	602	1.8	18	32.5
17:00:00	551	2.0	33	32.8
18:00:00	507	2.5	42	32.9
19:00:00	262	4.7	35	33.4
20:00:00	132	8.7	24	33.8
21:00:00	160	6.9	21	33.7
22:00:00	72	12.5	10	33.0
23:00:00	26	17.8	6	32.5
00:00:00	30	18.6	12	33.8
01:00:00	11	20.9	3	34.2
02:00:00	5	26.5	1	32.5
03:00:00	7	27.5	1	37.5
04:00:00	36	18.7	14	34.6
05:00:00	130	9.1	28	33.9

Starting Hour	Count	Average Speed of all Traffic	Violator Counts	Average Speed of Violators
06:00:00	343	3.8	60	33.3
07:00:00	899	1.4	33	32.7
08:00:00	774	1.6	18	32.8
09:00:00	774	1.5	17	32.8
10:00:00	490	2.0	15	33.2
11:00:00	430	2.1	18	32.8
12:00:00	496	2.3	32	32.7
13:00:00	478	2.7	32	33.3
14:00:00	493	2.5	35	32.6
15:00:00	570	1.9	18	32.8
16:00:00	564	2.2	28	32.7
17:00:00	562	2.3	22	33.0
18:00:00	469	2.7	49	32.9
19:00:00	249	4.8	25	33.5
20:00:00	185	5.4	17	33.4
21:00:00	99	8.8	6	33.3
22:00:00	43	12.8	3	35.8
23:00:00	25	17.0	4	35.0
00:00:00	12	21.3	1	32.5
01:00:00	14	22.7	5	35.5
02:00:00	3	29.2	1	32.5
03:00:00	20	20.9	5	34.5
04:00:00	23	21.0	7	36.1
05:00:00	116	9.3	36	33.3
06:00:00	332	4.1	66	33.8
07:00:00	850	1.2	17	32.5
08:00:00	794	1.6	30	32.7
09:00:00	708	1.6	20	32.5
10:00:00	636	1.9	22	32.7
11:00:00	555	2.1	24	32.9
12:00:00	573	2.0	20	32.8
13:00:00	524	2.3	34	32.6
14:00:00	579	1.9	41	32.5
15:00:00	538	2.1	18	33.1
16:00:00	573	2.1	32	32.7
17:00:00	572	2.1	22	33.0
18:00:00	514	2.5	37	32.9
19:00:00	368	3.3	55	32.8
20:00:00	207	5.3	35	32.9
21:00:00	201	5.3	28	32.7
22:00:00	132	8.0	21	33.7
23:00:00	81	9.4	12	34.6
00:00:00	48	17.6	17	34.9
01:00:00	34	20.6	12	33.8
02:00:00	18	20.1	4	33.8
03:00:00	9	25.3	6	35.0
04:00:00	29	17.6	10	35.5
05:00:00	73	14.7	21	34.9
06:00:00	129	7.7	35	33.4
07:00:00	307	4.0	58	33.4
08:00:00	495	2.8	52	33.3



Starting Hour	Count	Average Speed of all Traffic	Violator Counts	Average Speed of Violators
09:00:00	647	1.8	23	32.7
10:00:00	684	1.9	35	32.8
11:00:00	635	2.1	39	33.0
12:00:00	530	2.2	29	32.7
13:00:00	544	2.2	29	33.0
14:00:00	473	2.7	34	32.9
15:00:00	371	3.3	34	33.4
16:00:00	442	2.7	54	33.0
17:00:00	416	2.8	53	32.6
18:00:00	373	3.1	45	32.7
19:00:00	333	3.8	54	32.9
20:00:00	214	5.3	23	32.7
21:00:00	201	5.3	19	34.3
22:00:00	159	6.2	19	33.0
23:00:00	125	7.7	23	33.2
00:00:00	65	12.3	14	33.9
01:00:00	59	16.1	23	35.3
02:00:00	21	21.2	5	33.5
03:00:00	29	22.4	11	35.2
04:00:00	30	22.5	18	34.4
05:00:00	55	18.1	19	35.4
06:00:00	95	9.4	15	33.8
07:00:00	139	8.1	20	34.0
08:00:00	211	5.0	28	32.9
09:00:00	461	2.7	32	32.8
10:00:00	674	1.7	25	32.5
11:00:00	616	1.9	23	32.5
12:00:00	583	2.4	49	33.2
13:00:00	574	2.0	39	32.9
14:00:00	446	2.6	45	32.6
15:00:00	404	3.0	45	33.1
16:00:00	359	3.4	60	32.8
17:00:00	368	3.1	45	32.8
18:00:00	348	3.3	36	32.8
19:00:00	267	4.1	48	32.8
20:00:00	191	5.3	26	33.8
21:00:00	132	7.6	19	33.3
22:00:00	68	11.1	9	37.5
23:00:00	25	19.1	6	34.2
00:00:00	16	20.0	2	35.0
01:00:00	12	22.7	0	0.0
02:00:00	7	22.9	2	32.5
03:00:00	9	23.9	2	32.5
04:00:00	54	14.7	10	33.5
05:00:00	136	7.2	38	32.8
06:00:00	342	3.8	73	33.0
07:00:00	881	1.3	26	32.5
08:00:00	858	1.3	11	32.5
09:00:00	718	1.6	14	32.5
10:00:00	619	1.9	13	32.5
11:00:00	506	2.4	41	32.6

Starting Hour	Count	Average Speed of all Traffic	Violator Counts	Average Speed of Violators
12:00:00	502	2.6	38	33.3
13:00:00	450	2.7	29	32.7
14:00:00	495	2.5	20	34.0
15:00:00	531	2.1	11	32.5
16:00:00	585	2.1	42	32.7
17:00:00	499	2.7	48	33.2
18:00:00	453	2.7	49	32.8
19:00:00	279	4.8	51	33.2
20:00:00	241	5.0	39	33.7
21:00:00	145	7.3	18	33.3
22:00:00	109	8.3	11	33.0
23:00:00	36	17.5	5	36.5
00:00:00	17	25.3	8	35.6
01:00:00	10	24.3	3	32.5
02:00:00	16	26.9	5	33.5
03:00:00	20	23.8	9	33.6
04:00:00	32	19.8	10	35.5
05:00:00	129	9.1	33	34.0
06:00:00	342	4.0	60	33.7
07:00:00	879	1.4	32	32.7
08:00:00	839	1.3	10	33.0
09:00:00	763	1.6	31	33.0
10:00:00	590	2.0	18	33.3
11:00:00	551	2.5	28	33.2
12:00:00	499	2.3	21	33.2
13:00:00	536	2.2	16	32.8
14:00:00	546	2.1	19	32.5
15:00:00	540	2.5	42	32.9
16:00:00	556	2.1	28	32.7
17:00:00	559	2.3	56	32.9
18:00:00	486	2.5	60	32.8
19:00:00	303	4.0	35	33.5
20:00:00	207	5.9	41	33.1
21:00:00	152	7.5	26	34.0
22:00:00	116	9.2	24	33.3
23:00:00	63	13.8	10	36.0
00:00:00	35	16.9	9	34.7
01:00:00	16	23.0	2	40.0
02:00:00	5	19.0	0	0.0
03:00:00	17	19.6	2	37.5
04:00:00	30	21.3	7	39.6
05:00:00	133	8.6	44	33.2
06:00:00	365	3.2	33	33.7
07:00:00	488	2.1	3	34.2
08:00:00	801	1.4	7	33.2
09:00:00	672	1.5	5	33.5
10:00:00	592	1.6	4	32.5
11:00:00	544	2.0	10	32.5
12:00:00	428	2.4	7	33.9
13:00:00	352	2.4	1	32.5
14:00:00	368	2.4	2	32.5

Starting Hour	Count	Average Speed of all Traffic	Violator Counts	Average Speed of Violators
15:00:00	344	2.7	4	32.5
16:00:00	383	2.2	1	32.5
17:00:00	321	2.4	0	0.0
18:00:00	345	2.8	3	35.8
19:00:00	219	5.2	8	35.0
20:00:00	156	5.4	3	32.5
21:00:00	131	6.8	2	37.5
22:00:00	73	9.1	2	32.5
23:00:00	35	13.3	2	35.0

Incoming Direction Histogram

Norwich Road

from Thu-Jun-28-2018-12-00-PM to Thu-Jul-26-2018-11-59-AM

Date	Starting Hr:min	<15	15 to <20	20 to <25	25 to <30	30 to <35	35 to <40	40 to <45	45 to <50	50 to <55	55 to <60	60 to <65	65 to <70	70 to <75	75 to <80	80 to <85	85 to <90	90 to <95	95 to <100	100 to >105	Total Counts	85pct Speed	10mph Pace	% in pace	# of Speeders	% Speeders
28/06/2018	00:00	*	*	*	*	*	*	*	*	*	*	*	*	*	*	*	*	*	*	*	*	*	*	*	*	*
28/06/2018	01:00	*	*	*	*	*	*	*	*	*	*	*	*	*	*	*	*	*	*	*	*	*	*	*	*	*
28/06/2018	02:00	*	*	*	*	*	*	*	*	*	*	*	*	*	*	*	*	*	*	*	*	*	*	*	*	*
28/06/2018	03:00	*	*	*	*	*	*	*	*	*	*	*	*	*	*	*	*	*	*	*	*	*	*	*	*	*
28/06/2018	04:00	*	*	*	*	*	*	*	*	*	*	*	*	*	*	*	*	*	*	*	*	*	*	*	*	*
28/06/2018	05:00	*	*	*	*	*	*	*	*	*	*	*	*	*	*	*	*	*	*	*	*	*	*	*	*	*
28/06/2018	06:00	*	*	*	*	*	*	*	*	*	*	*	*	*	*	*	*	*	*	*	*	*	*	*	*	*
28/06/2018	07:00	*	*	*	*	*	*	*	*	*	*	*	*	*	*	*	*	*	*	*	*	*	*	*	*	*
28/06/2018	08:00	*	*	*	*	*	*	*	*	*	*	*	*	*	*	*	*	*	*	*	*	*	*	*	*	*
28/06/2018	09:00	*	*	*	*	*	*	*	*	*	*	*	*	*	*	*	*	*	*	*	*	*	*	*	*	*
28/06/2018	10:00	*	*	*	*	*	*	*	*	*	*	*	*	*	*	*	*	*	*	*	*	*	*	*	*	*
28/06/2018	11:00	*	*	*	*	*	*	*	*	*	*	*	*	*	*	*	*	*	*	*	*	*	*	*	*	*
28/06/2018	12:00	2	20	88	175	27	0	0	0	0	0	0	0	0	0	0	0	0	0	0	312	29.4	25 to 35	92.9	27	8.7
28/06/2018	13:00	2	28	160	246	25	5	0	0	0	0	0	0	0	0	0	0	0	0	0	466	29.2	20 to 30	93.1	30	6.4
28/06/2018	14:00	12	63	220	190	18	1	0	0	0	0	0	0	0	0	0	0	0	0	0	504	28.5	20 to 30	93.8	19	3.8
28/06/2018	15:00	15	84	231	236	11	2	0	0	0	0	0	0	0	0	0	0	0	0	0	579	28.4	20 to 30	95.2	13	2.2
28/06/2018	16:00	14	76	217	265	20	0	0	0	0	0	0	0	0	0	0	0	0	0	0	592	28.7	20 to 30	94.3	20	3.4
28/06/2018	17:00	5	23	192	330	36	1	0	0	0	0	0	0	0	0	0	0	0	0	0	587	29.2	25 to 35	95.1	37	6.3
28/06/2018	18:00	3	44	146	192	36	2	0	0	0	0	0	0	0	0	0	0	0	0	0	423	29.3	20 to 30	90.3	38	9.0
28/06/2018	19:00	0	9	33	134	35	8	1	0	0	0	0	0	0	0	0	0	0	0	0	220	31.6	25 to 35	91.8	44	20.0
28/06/2018	20:00	0	10	38	86	25	3	0	0	0	0	0	0	0	0	0	0	0	0	0	162	30.8	25 to 35	92.0	28	17.3
28/06/2018	21:00	0	7	39	120	27	1	3	0	0	0	0	0	0	0	0	0	0	0	0	197	30.2	25 to 35	94.4	31	15.7
28/06/2018	22:00	0	2	20	63	12	0	1	0	0	0	0	0	0	0	0	0	0	0	0	98	29.8	25 to 35	96.9	13	13.3
28/06/2018	23:00	1	1	11	29	7	4	2	0	0	0	0	0	0	0	0	0	0	0	0	55	33.6	25 to 35	85.5	13	23.6
24 Hr Summary		54	367	1395	2066	279	27	7	0	0	0	0	0	0	0	0	0	0	0	0	4195	29.2	20 to 30	91.3	313	7.5

Incoming Direction Histogram

Norwich Road

from Thu-Jun-28-2018-12-00-PM to Thu-Jul-26-2018-11-59-AM

Date	Starting Hr:min	<15	15 to <20	20 to <25	25 to <30	30 to <35	35 to <40	40 to <45	45 to <50	50 to <55	55 to <60	60 to <65	65 to <70	70 to <75	75 to <80	80 to <85	85 to <90	90 to <95	95 to <100	100 to >105	Total Counts	85pct Speed	10mph Pace	% in pace	# of Speeders	% Speeders
29/06/2018	00:00	0	0	2	13	0	1	0	0	0	0	0	0	0	0	0	0	0	0	0	16	29.6	20 to 30	93.8	1	6.3
29/06/2018	01:00	0	0	9	15	5	1	1	0	0	0	0	0	0	0	0	0	0	0	0	31	32	25 to 35	93.5	7	22.6
29/06/2018	02:00	0	0	6	8	8	0	0	0	0	0	0	0	0	0	0	0	0	0	0	22	33.1	25 to 35	100.0	8	36.4
29/06/2018	03:00	0	0	5	9	5	0	0	0	0	0	0	0	0	0	0	0	0	0	0	19	32	25 to 35	100.0	5	26.3
29/06/2018	04:00	0	0	8	20	6	4	0	0	0	0	0	0	0	0	0	0	0	0	0	38	33.3	25 to 35	89.5	10	26.3
29/06/2018	05:00	0	0	16	72	29	4	0	0	0	0	0	0	0	0	0	0	0	0	0	121	32.6	25 to 35	96.7	33	27.3
29/06/2018	06:00	2	11	73	208	72	8	1	1	0	0	0	0	0	0	0	0	0	0	0	376	31.8	25 to 35	93.9	82	21.8
29/06/2018	07:00	19	134	449	272	22	3	0	0	0	0	0	0	0	0	0	0	0	0	0	899	28	20 to 30	95.1	25	2.8
29/06/2018	08:00	14	168	336	263	20	1	0	0	0	0	0	0	0	0	0	0	0	0	0	802	28.1	20 to 30	95.6	21	2.6
29/06/2018	09:00	34	58	295	329	14	3	0	0	0	0	0	0	0	0	0	0	0	0	0	733	28.6	20 to 30	93.0	17	2.3
29/06/2018	10:00	2	52	285	294	21	2	0	0	0	0	0	0	0	0	0	0	0	0	0	656	28.7	20 to 30	96.2	23	3.5
29/06/2018	11:00	6	43	232	267	29	1	1	0	0	0	0	0	0	0	0	0	0	0	0	579	29	20 to 30	93.6	31	5.4
29/06/2018	12:00	3	27	180	269	32	2	0	0	0	0	0	0	0	0	0	0	0	0	0	513	29.2	25 to 35	93.8	34	6.6
29/06/2018	13:00	2	28	166	290	25	1	0	0	0	0	0	0	0	0	0	0	0	0	0	512	29.1	20 to 30	94.5	26	5.1
29/06/2018	14:00	4	51	224	277	29	2	0	0	0	0	0	0	0	0	0	0	0	0	0	587	29	20 to 30	94.0	31	5.3
29/06/2018	15:00	18	126	235	201	25	1	0	0	0	0	0	0	0	0	0	0	0	0	0	606	28.4	20 to 30	92.7	26	4.3
29/06/2018	16:00	4	57	178	254	36	2	1	0	0	0	0	0	0	0	0	0	0	0	0	532	29.2	20 to 30	91.9	39	7.3
29/06/2018	17:00	1	44	184	298	37	2	0	0	0	0	0	0	0	0	0	0	0	0	0	566	29.2	20 to 30	92.9	39	6.9
29/06/2018	18:00	4	39	148	290	44	3	0	0	0	0	0	0	0	0	0	0	0	0	0	528	29.4	25 to 35	91.3	47	8.9
29/06/2018	19:00	4	7	68	197	46	6	0	0	0	0	0	0	0	0	0	0	0	0	0	328	30.3	25 to 35	94.8	52	15.9
29/06/2018	20:00	3	7	51	127	25	3	1	0	0	0	0	0	0	0	0	0	0	0	0	217	29.8	25 to 35	93.5	29	13.4
29/06/2018	21:00	3	10	62	83	26	3	0	0	0	0	0	0	0	0	0	0	0	0	0	187	30.2	25 to 35	91.4	29	15.5
29/06/2018	22:00	1	8	37	86	22	6	0	0	0	0	0	0	0	0	0	0	0	0	0	160	30.9	25 to 35	90.6	28	17.5
29/06/2018	23:00	0	0	12	64	20	6	3	0	0	0	0	0	0	0	0	0	0	0	0	105	33.2	25 to 35	91.4	29	27.6
24 Hr Summary		124	870	3261	4206	598	65	8	1	0	0	0	0	0	0	0	0	0	0	0	9133	29.2	20 to 30	91.3	672	7.4

Incoming Direction Histogram

Norwich Road

from Thu-Jun-28-2018-12-00-PM to Thu-Jul-26-2018-11-59-AM

Date	Starting Hr:min	<15	15 to <20	20 to <25	25 to <30	30 to <35	35 to <40	40 to <45	45 to <50	50 to <55	55 to <60	60 to <65	65 to <70	70 to <75	75 to <80	80 to <85	85 to <90	90 to <95	95 to <100	100 to >105	Total Counts	85pct Speed	10mph Pace	% in pace	# of Speeders	% Speeders
30/06/2018	00:00	0	1	7	21	12	1	0	0	0	0	0	0	0	0	0	0	0	0	0	42	32.9	25 to 35	95.2	13	31.0
30/06/2018	01:00	0	1	5	19	11	4	1	0	0	0	0	0	0	0	0	0	0	0	0	41	34.5	25 to 35	85.4	16	39.0
30/06/2018	02:00	0	1	3	10	3	4	3	1	0	0	0	0	0	0	0	0	0	0	0	25	40	30 to 40	68.0	11	44.0
30/06/2018	03:00	0	0	1	3	2	7	1	0	0	0	0	0	0	0	0	0	0	0	0	14	39.3	30 to 40	85.7	10	71.4
30/06/2018	04:00	0	2	3	6	5	5	2	1	0	0	0	0	0	0	0	0	0	0	0	24	39	30 to 40	66.7	13	54.2
30/06/2018	05:00	0	2	7	30	10	1	3	1	0	0	0	0	0	0	0	0	0	0	0	54	33.5	25 to 35	87.0	15	27.8
30/06/2018	06:00	0	2	15	78	34	8	2	0	0	0	0	0	0	0	0	0	0	0	0	139	33.4	25 to 35	91.4	44	31.7
30/06/2018	07:00	2	2	68	173	71	5	0	1	0	0	0	0	0	0	0	0	0	0	0	322	32	25 to 35	96.9	77	23.9
30/06/2018	08:00	4	28	147	285	53	3	0	0	0	0	0	0	0	0	0	0	0	0	0	520	29.6	25 to 35	93.3	56	10.8
30/06/2018	09:00	6	55	340	292	29	3	0	0	0	0	0	0	0	0	0	0	0	0	0	725	28.7	20 to 30	94.8	32	4.4
30/06/2018	10:00	10	56	268	272	21	2	0	0	0	0	0	0	0	0	0	0	0	0	0	629	28.7	20 to 30	94.8	23	3.7
30/06/2018	11:00	5	33	227	302	29	0	0	0	0	0	0	0	0	0	0	0	0	0	0	596	29	20 to 30	94.3	29	4.9
30/06/2018	12:00	1	23	175	295	48	5	0	1	0	0	0	0	0	0	0	0	0	0	0	548	29.5	25 to 35	94.5	54	9.9
30/06/2018	13:00	3	23	157	289	39	2	1	0	0	0	0	0	0	0	0	0	0	0	0	514	29.4	25 to 35	94.4	42	8.2
30/06/2018	14:00	33	24	99	246	37	4	0	0	0	0	0	0	0	0	0	0	0	0	0	443	29.5	25 to 35	86.2	41	9.3
30/06/2018	15:00	1	9	97	236	58	3	0	0	0	0	0	0	0	0	0	0	0	0	0	404	30	25 to 35	96.8	61	15.1
30/06/2018	16:00	1	12	79	257	51	2	0	0	0	0	0	0	0	0	0	0	0	0	0	402	29.9	25 to 35	96.3	53	13.2
30/06/2018	17:00	2	21	103	261	43	3	0	0	0	0	0	0	0	0	0	0	0	0	0	433	29.6	25 to 35	94.0	46	10.6
30/06/2018	18:00	1	9	73	243	55	4	0	0	0	0	0	0	0	0	0	0	0	0	0	385	30.1	25 to 35	96.4	59	15.3
30/06/2018	19:00	0	3	47	184	56	9	0	0	0	0	0	0	0	0	0	0	0	0	0	299	31.8	25 to 35	96.0	65	21.7
30/06/2018	20:00	1	4	16	123	37	5	0	0	0	0	0	0	0	0	0	0	0	0	0	186	31.9	25 to 35	94.6	42	22.6
30/06/2018	21:00	3	1	45	121	18	3	0	0	0	0	0	0	0	0	0	0	0	0	0	191	29.7	25 to 35	96.3	21	11.0
30/06/2018	22:00	0	0	25	69	31	2	0	0	0	0	0	0	0	0	0	0	0	0	0	127	32.3	25 to 35	98.4	33	26.0
30/06/2018	23:00	0	1	16	62	14	2	0	0	0	0	0	0	0	0	0	0	0	0	0	95	30.7	25 to 35	96.8	16	16.8
24 Hr Summary		73	313	2023	3877	767	87	13	5	0	0	0	0	0	0	0	0	0	0	0	7158	29.7	25 to 35	93.1	872	12.2

Incoming Direction Histogram

Norwich Road

from Thu-Jun-28-2018-12-00-PM to Thu-Jul-26-2018-11-59-AM

Date	Starting Hr:min	<15	15 to <20	20 to <25	25 to <30	30 to <35	35 to <40	40 to <45	45 to <50	50 to <55	55 to <60	60 to <65	65 to <70	70 to <75	75 to <80	80 to <85	85 to <90	90 to <95	95 to <100	100 to >105	Total Counts	85pct Speed	10mph Pace	% in pace	# of Speeders	% Speeders
01/07/2018	00:00	0	7	13	46	25	2	1	1	0	1	0	0	0	0	0	0	0	0	0	96	33.2	25 to 35	87.5	30	31.3
01/07/2018	01:00	0	0	3	27	11	3	1	0	0	0	0	0	0	0	0	0	0	0	0	45	33.6	25 to 35	91.1	15	33.3
01/07/2018	02:00	0	0	1	19	10	5	0	2	0	0	0	0	0	0	0	0	0	0	0	37	36	30 to 40	91.9	17	45.9
01/07/2018	03:00	0	0	1	6	12	1	2	1	0	0	0	0	0	0	0	0	0	0	0	23	40	25 to 35	82.6	16	69.6
01/07/2018	04:00	0	0	2	4	7	2	1	1	0	0	0	0	0	0	0	0	0	0	0	17	37.5	25 to 35	76.5	11	64.7
01/07/2018	05:00	1	2	9	25	7	3	0	0	0	0	0	0	0	0	0	0	0	0	0	47	32.1	25 to 35	87.2	10	21.3
01/07/2018	06:00	2	2	24	65	29	5	1	0	0	0	0	0	0	0	0	0	0	0	0	128	32.8	25 to 35	92.2	35	27.3
01/07/2018	07:00	0	2	26	104	40	2	2	0	1	0	0	0	0	0	0	0	0	0	0	177	32.2	25 to 35	96.0	45	25.4
01/07/2018	08:00	3	18	68	144	38	3	1	0	0	0	0	0	0	0	0	0	0	0	0	275	30.1	25 to 35	90.9	42	15.3
01/07/2018	09:00	5	31	148	274	35	1	2	0	0	0	0	0	0	0	0	0	0	0	0	496	29.3	25 to 35	92.1	38	7.7
01/07/2018	10:00	4	16	187	337	52	3	0	0	0	0	0	0	0	0	0	0	0	0	0	599	29.5	25 to 35	96.2	55	9.2
01/07/2018	11:00	1	22	209	348	41	2	0	0	0	0	0	0	0	0	0	0	0	0	0	623	29.3	25 to 35	96.0	43	6.9
01/07/2018	12:00	2	20	139	270	43	5	0	1	0	0	0	0	0	0	0	0	0	0	0	480	29.6	25 to 35	94.2	49	10.2
01/07/2018	13:00	3	24	150	271	42	0	2	0	0	0	0	0	0	0	0	0	0	0	0	492	29.4	25 to 35	94.1	44	8.9
01/07/2018	14:00	3	8	89	234	47	5	1	0	0	0	0	0	0	0	0	0	0	0	0	387	29.9	25 to 35	95.6	53	13.7
01/07/2018	15:00	0	6	61	235	43	0	2	0	0	0	0	0	0	0	0	0	0	0	0	347	29.9	25 to 35	97.7	45	13.0
01/07/2018	16:00	2	9	102	246	52	3	0	0	0	0	0	0	0	0	0	0	0	0	0	414	29.9	25 to 35	96.6	55	13.3
01/07/2018	17:00	2	9	67	264	51	3	1	0	0	0	0	0	0	0	0	0	0	0	0	397	29.9	25 to 35	96.2	55	13.9
01/07/2018	18:00	3	3	67	217	66	2	0	0	0	1	0	0	0	0	0	0	0	0	0	359	31.1	25 to 35	97.5	69	19.2
01/07/2018	19:00	0	3	32	151	41	3	1	0	0	0	0	0	0	0	0	0	0	0	0	231	31.2	25 to 35	97.0	45	19.5
01/07/2018	20:00	0	9	36	131	34	5	0	0	0	0	0	0	0	0	0	0	0	0	0	215	31	25 to 35	93.5	39	18.1
01/07/2018	21:00	1	1	20	67	23	1	1	0	0	0	0	0	0	0	0	0	0	0	0	114	31.7	25 to 35	96.5	25	21.9
01/07/2018	22:00	0	1	20	47	11	1	0	0	0	0	0	0	0	0	0	0	0	0	0	80	30	25 to 35	97.5	12	15.0
01/07/2018	23:00	0	2	4	20	6	1	0	0	0	0	0	0	0	0	0	0	0	0	0	33	31.7	25 to 35	90.9	7	21.2
24 Hr Summary		32	195	1478	3552	766	61	19	6	1	2	0	0	0	0	0	0	0	0	0	6112	29.9	25 to 35	94.8	855	14.0

Incoming Direction Histogram

Norwich Road

from Thu-Jun-28-2018-12-00-PM to Thu-Jul-26-2018-11-59-AM

Date	Starting Hr:min	<15	15 to <20	20 to <25	25 to <30	30 to <35	35 to <40	40 to <45	45 to <50	50 to <55	55 to <60	60 to <65	65 to <70	70 to <75	75 to <80	80 to <85	85 to <90	90 to <95	95 to <100	100 to >105	Total Counts	85pct Speed	10mph Pace	% in pace	# of Speeders	% Speeders
02/07/2018	00:00	0	0	4	8	1	0	0	0	0	0	0	0	0	0	0	0	0	0	0	13	29.4	25 to 35	100.0	1	7.7
02/07/2018	01:00	0	0	3	5	6	0	0	0	0	0	0	0	0	0	0	0	0	0	0	14	33.3	25 to 35	100.0	6	42.9
02/07/2018	02:00	0	0	3	2	2	0	0	0	0	0	0	0	0	0	0	0	0	0	0	7	32.5	25 to 35	100.0	2	28.6
02/07/2018	03:00	0	0	1	11	4	0	0	0	0	0	0	0	0	0	0	0	0	0	0	16	32.5	25 to 35	100.0	4	25.0
02/07/2018	04:00	0	1	8	20	8	6	1	0	0	0	0	0	0	0	0	0	0	0	0	44	35	25 to 35	81.8	15	34.1
02/07/2018	05:00	1	2	28	74	33	3	1	0	0	0	0	0	0	0	0	0	0	0	0	142	32.4	25 to 35	95.1	37	26.1
02/07/2018	06:00	4	18	102	225	50	11	0	0	0	0	0	0	0	0	0	0	0	0	0	410	30	25 to 35	92.0	61	14.9
02/07/2018	07:00	18	165	396	260	31	5	0	0	0	0	0	0	0	0	0	0	0	0	0	875	28.2	20 to 30	93.8	36	4.1
02/07/2018	08:00	40	210	385	157	10	0	0	0	0	0	1	0	0	0	0	0	0	0	0	803	26.5	20 to 30	93.6	11	1.4
02/07/2018	09:00	7	47	300	315	31	2	0	0	0	0	0	0	0	0	0	0	0	0	0	702	28.9	20 to 30	94.3	33	4.7
02/07/2018	10:00	1	39	248	274	17	0	0	0	0	0	0	0	0	0	0	0	0	0	0	579	28.7	20 to 30	96.9	17	2.9
02/07/2018	11:00	36	44	188	232	25	1	0	0	0	0	0	0	0	0	0	0	0	0	0	526	28.9	20 to 30	88.2	26	4.9
02/07/2018	12:00	3	16	129	293	31	1	0	0	0	0	0	0	0	0	0	0	0	0	0	473	29.3	25 to 35	95.8	32	6.8
02/07/2018	13:00	2	25	186	256	32	1	0	0	0	0	0	0	0	0	0	0	0	0	0	502	29.2	25 to 35	94.4	33	6.6
02/07/2018	14:00	6	34	173	256	32	0	0	0	0	0	0	0	0	0	0	0	0	0	0	501	29.2	20 to 30	92.4	32	6.4
02/07/2018	15:00	7	104	235	204	16	0	0	0	0	0	0	0	0	0	0	0	0	0	0	566	28.3	20 to 30	95.9	16	2.8
02/07/2018	16:00	1	39	190	270	39	2	0	0	0	0	0	0	0	0	0	0	0	0	0	541	29.3	20 to 30	92.2	41	7.6
02/07/2018	17:00	5	60	224	226	35	2	0	0	0	0	0	0	0	0	0	0	0	0	0	552	29	20 to 30	92.4	37	6.7
02/07/2018	18:00	5	14	110	260	48	2	0	0	0	0	0	0	0	0	0	0	0	0	0	439	29.7	25 to 35	95.2	50	11.4
02/07/2018	19:00	2	18	55	139	25	2	0	0	0	0	0	0	0	0	0	0	0	0	0	241	29.7	25 to 35	90.9	27	11.2
02/07/2018	20:00	0	7	43	68	18	3	1	0	0	0	0	0	0	0	0	0	0	0	0	140	30.3	25 to 35	92.1	22	15.7
02/07/2018	21:00	1	8	24	48	8	0	1	0	0	0	0	0	0	0	0	0	0	0	0	90	29.5	20 to 30	88.9	9	10.0
02/07/2018	22:00	1	5	14	28	3	1	0	0	0	0	0	0	0	0	0	0	0	0	0	52	29.3	20 to 30	90.4	4	7.7
02/07/2018	23:00	0	0	1	6	2	0	1	0	0	0	0	0	0	0	0	0	0	0	0	10	32.5	25 to 35	90.0	3	30.0
24 Hr Summary		140	856	3050	3637	507	42	5	0	0	0	1	0	0	0	0	0	0	0	0	8238	29.1	20 to 30	91.6	555	6.7



Incoming Direction Histogram

Norwich Road

from Thu-Jun-28-2018-12-00-PM to Thu-Jul-26-2018-11-59-AM

Date	Starting Hr:min	<15	15 to <20	20 to <25	25 to <30	30 to <35	35 to <40	40 to <45	45 to <50	50 to <55	55 to <60	60 to <65	65 to <70	70 to <75	75 to <80	80 to <85	85 to <90	90 to <95	95 to <100	100 to >105	Total Counts	85pct Speed	10mph Pace	% in pace	# of Speeders	% Speeders
03/07/2018	00:00	0	0	6	7	1	0	0	0	0	0	0	0	0	0	0	0	0	0	0	14	29.3	25 to 35	100.0	1	7.1
03/07/2018	01:00	0	0	0	4	0	0	0	0	0	0	0	0	0	0	0	0	0	0	0	4	28.8	20 to 30	100.0	*	*
03/07/2018	02:00	1	0	5	6	3	0	0	0	0	0	0	0	0	0	0	0	0	0	0	15	31.7	25 to 35	93.3	3	20.0
03/07/2018	03:00	0	0	4	8	3	0	0	0	0	0	0	0	0	0	0	0	0	0	0	15	31.7	25 to 35	100.0	3	20.0
03/07/2018	04:00	0	2	6	11	9	0	0	1	0	0	0	0	0	0	0	0	0	0	0	29	33.3	25 to 35	89.7	10	34.5
03/07/2018	05:00	2	4	24	68	26	0	1	0	0	0	0	0	0	0	0	0	0	0	0	125	31.5	25 to 35	94.4	27	21.6
03/07/2018	06:00	3	17	71	208	57	7	0	0	0	0	0	0	0	0	0	0	0	0	0	363	30.9	25 to 35	92.6	64	17.6
03/07/2018	07:00	30	169	411	287	21	0	0	0	0	0	0	0	0	0	0	0	0	0	0	918	28	20 to 30	94.4	21	2.3
03/07/2018	08:00	36	206	341	199	8	0	0	0	0	0	0	0	0	0	0	0	0	0	0	790	27.2	20 to 30	94.4	8	1.0
03/07/2018	09:00	4	63	329	268	16	1	0	0	0	0	0	0	0	0	0	0	0	0	0	681	28.4	20 to 30	96.9	17	2.5
03/07/2018	10:00	3	46	254	235	23	2	0	0	0	0	0	0	0	0	0	0	0	0	0	563	28.7	20 to 30	95.0	25	4.4
03/07/2018	11:00	12	54	203	227	18	2	1	0	0	0	0	0	0	0	0	0	0	0	0	517	28.7	20 to 30	93.6	21	4.1
03/07/2018	12:00	0	29	196	222	21	3	0	0	0	0	0	0	0	0	0	0	0	0	0	471	28.9	20 to 30	94.9	24	5.1
03/07/2018	13:00	2	24	160	266	28	0	0	0	0	0	0	0	0	0	0	0	0	0	0	480	29.2	25 to 35	94.6	28	5.8
03/07/2018	14:00	5	44	178	230	19	0	0	0	0	0	0	0	0	0	0	0	0	0	0	476	28.9	20 to 30	95.0	19	4.0
03/07/2018	15:00	28	81	222	218	25	3	0	0	0	0	0	0	0	0	0	0	0	0	0	577	28.6	20 to 30	90.3	28	4.9
03/07/2018	16:00	2	44	191	289	37	1	0	1	0	0	0	0	0	0	0	0	0	0	0	565	29.2	20 to 30	92.7	39	6.9
03/07/2018	17:00	1	35	195	289	48	3	0	0	0	0	0	0	0	0	0	0	0	0	0	571	29.4	25 to 35	93.2	51	8.9
03/07/2018	18:00	1	24	117	220	41	3	1	0	0	0	0	0	0	0	0	0	0	0	0	407	29.6	25 to 35	92.9	45	11.1
03/07/2018	19:00	8	15	33	85	20	2	0	0	0	0	0	0	0	0	0	0	0	0	0	163	29.9	25 to 35	84.7	22	13.5
03/07/2018	20:00	2	6	18	40	9	1	0	0	0	0	0	0	0	0	0	0	0	0	0	76	29.9	25 to 35	88.2	10	13.2
03/07/2018	21:00	0	5	25	38	5	2	0	0	0	0	0	0	0	0	0	0	0	0	0	75	29.5	20 to 30	90.7	7	9.3
03/07/2018	22:00	1	3	25	50	9	0	1	0	0	0	0	0	0	0	0	0	0	0	0	89	29.7	25 to 35	94.4	10	11.2
03/07/2018	23:00	0	1	2	9	2	1	1	0	0	0	0	0	0	0	0	0	0	0	0	16	35	25 to 35	81.3	4	25.0
24 Hr Summary		141	872	3016	3484	449	31	5	2	0	0	0	0	0	0	0	0	0	0	0	8000	29	20 to 30	92.2	487	6.1

Incoming Direction Histogram

Norwich Road

from Thu-Jun-28-2018-12-00-PM to Thu-Jul-26-2018-11-59-AM

Date	Starting Hr:min	<15	15 to <20	20 to <25	25 to <30	30 to <35	35 to <40	40 to <45	45 to <50	50 to <55	55 to <60	60 to <65	65 to <70	70 to <75	75 to <80	80 to <85	85 to <90	90 to <95	95 to <100	100 to >105	Total Counts	85pct Speed	10mph Pace	% in pace	# of Speeders	% Speeders
04/07/2018	00:00	0	0	6	9	1	0	0	0	0	0	0	0	0	0	0	0	0	0	0	16	29.4	25 to 35	100.0	1	6.3
04/07/2018	01:00	0	0	0	0	1	0	0	0	0	0	0	0	0	0	0	0	0	0	0	1	35	25 to 35	100.0	1	100.0
04/07/2018	02:00	1	0	0	2	0	0	0	0	0	0	0	0	0	0	0	0	0	0	0	3	30	20 to 30	66.7	*	*
04/07/2018	03:00	0	0	6	9	3	1	0	0	0	0	0	0	0	0	0	0	0	0	0	19	31.7	25 to 35	94.7	4	21.1
04/07/2018	04:00	0	2	10	12	11	2	0	1	0	0	0	0	0	0	0	0	0	0	0	38	33.6	25 to 35	86.8	14	36.8
04/07/2018	05:00	0	5	27	79	26	9	0	0	0	0	0	0	0	0	0	0	0	0	0	146	32.5	25 to 35	90.4	35	24.0
04/07/2018	06:00	2	16	107	227	55	6	0	0	0	0	0	0	0	0	0	0	0	0	0	413	30	25 to 35	94.2	61	14.8
04/07/2018	07:00	15	174	406	271	22	0	0	0	0	0	0	0	0	0	0	0	0	0	0	888	28	20 to 30	95.8	22	2.5
04/07/2018	08:00	81	154	364	239	16	0	0	0	0	0	0	0	0	0	0	0	0	0	0	854	27.7	20 to 30	88.6	16	1.9
04/07/2018	09:00	3	56	297	291	9	6	0	0	0	0	0	0	0	0	0	0	0	0	0	662	28.6	20 to 30	97.3	15	2.3
04/07/2018	10:00	3	32	210	302	27	0	0	1	0	0	0	0	0	0	0	0	0	0	0	575	29	20 to 30	94.6	28	4.9
04/07/2018	11:00	1	22	190	282	22	1	0	0	0	0	0	0	0	0	0	0	0	0	0	518	29	20 to 30	95.4	23	4.4
04/07/2018	12:00	4	35	162	249	33	0	0	0	0	0	0	0	0	0	0	0	0	0	0	483	29.2	20 to 30	92.3	33	6.8
04/07/2018	13:00	3	26	171	262	27	2	1	0	0	1	0	0	0	0	0	0	0	0	0	493	29.2	25 to 35	93.3	31	6.3
04/07/2018	14:00	1	51	223	233	23	1	0	0	0	0	0	0	0	0	0	0	0	0	0	532	28.8	20 to 30	95.3	24	4.5
04/07/2018	15:00	21	95	229	187	14	0	0	0	0	0	0	0	0	0	0	0	0	0	0	546	28.2	20 to 30	93.6	14	2.6
04/07/2018	16:00	5	50	216	294	36	2	0	0	0	0	0	0	0	0	0	0	0	0	0	603	29.1	20 to 30	92.9	38	6.3
04/07/2018	17:00	7	56	200	290	34	1	0	0	0	0	0	0	0	0	0	0	0	0	0	588	29.1	20 to 30	92.9	35	6.0
04/07/2018	18:00	4	25	137	223	42	3	0	0	0	0	0	0	0	0	0	0	0	0	0	434	29.6	25 to 35	92.6	45	10.4
04/07/2018	19:00	2	14	54	109	28	0	0	0	0	0	0	0	0	0	0	0	0	0	0	207	29.9	25 to 35	92.3	28	13.5
04/07/2018	20:00	1	7	37	97	23	2	0	0	0	0	0	0	0	0	0	0	0	0	0	167	30	25 to 35	94.0	25	15.0
04/07/2018	21:00	0	4	30	49	9	1	0	0	0	0	0	0	0	0	0	0	0	0	0	93	29.6	25 to 35	94.6	10	10.8
04/07/2018	22:00	0	2	9	19	8	3	1	0	0	0	0	0	0	0	0	0	0	0	0	42	33.8	25 to 35	85.7	12	28.6
04/07/2018	23:00	0	1	2	1	0	1	0	0	0	0	0	0	0	0	0	0	0	0	0	5	30	20 to 30	80.0	1	20.0
24 Hr Summary		154	827	3093	3736	470	41	2	2	0	1	0	0	0	0	0	0	0	0	0	8326	29	20 to 30	92.0	516	6.2

Incoming Direction Histogram

Norwich Road

from Thu-Jun-28-2018-12-00-PM to Thu-Jul-26-2018-11-59-AM

Date	Starting Hr:min	<15	15 to <20	20 to <25	25 to <30	30 to <35	35 to <40	40 to <45	45 to <50	50 to <55	55 to <60	60 to <65	65 to <70	70 to <75	75 to <80	80 to <85	85 to <90	90 to <95	95 to <100	100 to >105	Total Counts	85pct Speed	10mph Pace	% in pace	# of Speeders	% Speeders
05/07/2018	00:00	0	0	1	11	1	0	0	0	0	0	0	0	0	0	0	0	0	0	0	13	29.5	25 to 35	100.0	1	7.7
05/07/2018	01:00	0	0	2	3	0	0	0	0	0	0	0	0	0	0	0	0	0	0	0	5	28.3	20 to 30	100.0	*	*
05/07/2018	02:00	0	2	3	6	0	0	0	0	0	0	0	0	0	0	0	0	0	0	0	11	28.3	20 to 30	100.0	*	*
05/07/2018	03:00	0	0	3	4	2	0	0	0	0	0	0	0	0	0	0	0	0	0	0	9	32.5	25 to 35	100.0	2	22.2
05/07/2018	04:00	0	3	6	13	12	1	0	1	0	0	0	0	0	0	0	0	0	0	0	36	33.8	25 to 35	86.1	14	38.9
05/07/2018	05:00	1	2	23	64	37	4	1	1	0	0	0	0	0	0	0	0	0	0	0	133	33.1	25 to 35	93.2	43	32.3
05/07/2018	06:00	3	19	95	226	55	7	1	0	0	0	0	0	0	0	0	0	0	0	0	406	30.2	25 to 35	92.6	63	15.5
05/07/2018	07:00	14	163	364	237	29	1	0	0	0	0	0	0	0	0	0	0	0	0	0	808	28.1	20 to 30	94.6	30	3.7
05/07/2018	08:00	21	170	382	245	18	1	0	0	0	0	0	0	0	0	0	0	0	0	0	837	27.8	20 to 30	95.2	19	2.3
05/07/2018	09:00	7	79	282	301	29	2	0	0	0	0	0	0	0	0	0	0	0	0	0	700	28.8	20 to 30	94.6	31	4.4
05/07/2018	10:00	3	38	254	326	17	1	0	0	0	0	0	0	0	0	0	0	0	0	0	639	28.8	20 to 30	96.7	18	2.8
05/07/2018	11:00	19	33	203	284	27	2	0	0	0	0	0	0	0	0	0	0	0	0	0	568	29	20 to 30	91.5	29	5.1
05/07/2018	12:00	4	48	196	266	28	1	0	0	0	0	0	0	0	0	0	0	0	0	0	543	29	20 to 30	93.9	29	5.3
05/07/2018	13:00	17	52	110	105	7	1	0	0	0	0	0	0	0	0	0	0	0	0	0	292	28.3	20 to 30	91.4	8	2.7
05/07/2018	14:00	2	57	178	250	19	0	0	0	0	0	0	0	0	0	0	0	0	0	0	506	28.9	20 to 30	95.8	19	3.8
05/07/2018	15:00	3	42	223	270	17	1	0	0	0	0	0	0	0	0	0	0	0	0	0	556	28.8	20 to 30	96.2	18	3.2
05/07/2018	16:00	6	53	231	262	27	2	0	0	0	0	0	0	0	0	0	0	0	0	0	581	28.9	20 to 30	94.0	29	5.0
05/07/2018	17:00	7	61	222	250	28	4	0	0	0	0	0	0	0	0	0	0	0	0	0	572	28.9	20 to 30	93.2	32	5.6
05/07/2018	18:00	2	51	161	256	36	1	2	0	0	0	0	0	0	0	0	0	0	0	0	509	29.3	20 to 30	91.9	39	7.7
05/07/2018	19:00	3	27	53	121	24	0	0	0	0	0	0	0	0	0	0	0	0	0	0	228	29.6	20 to 30	88.2	24	10.5
05/07/2018	20:00	2	4	35	53	23	1	0	0	0	0	0	0	0	0	0	0	0	0	0	118	31.3	25 to 35	94.1	24	20.3
05/07/2018	21:00	0	6	36	53	10	0	1	0	0	0	0	0	0	0	0	0	0	0	0	106	29.5	25 to 35	93.4	11	10.4
05/07/2018	22:00	0	2	14	28	6	2	1	0	0	0	0	0	0	0	0	0	0	0	0	53	30.8	25 to 35	90.6	9	17.0
05/07/2018	23:00	0	0	9	25	3	0	0	0	0	0	0	0	0	0	0	0	0	0	0	37	29.4	25 to 35	100.0	3	8.1
24 Hr Summary		114	912	3086	3659	455	32	6	2	0	0	0	0	0	0	0	0	0	0	0	8266	29	20 to 30	92.6	495	6.0

Incoming Direction Histogram

Norwich Road

from Thu-Jun-28-2018-12-00-PM to Thu-Jul-26-2018-11-59-AM

Date	Starting Hr:min	<15	15 to <20	20 to <25	25 to <30	30 to <35	35 to <40	40 to <45	45 to <50	50 to <55	55 to <60	60 to <65	65 to <70	70 to <75	75 to <80	80 to <85	85 to <90	90 to <95	95 to <100	100 to >105	Total Counts	85pct Speed	10mph Pace	% in pace	# of Speeders	% Speeders
06/07/2018	00:00	0	1	1	4	1	0	0	0	0	0	0	0	0	0	0	0	0	0	0	7	30	20 to 30	85.7	1	14.3
06/07/2018	01:00	0	0	2	5	1	0	0	0	0	0	0	0	0	0	0	0	0	0	0	8	30	25 to 35	100.0	1	12.5
06/07/2018	02:00	0	0	1	1	2	0	0	0	0	0	0	0	0	0	0	0	0	0	0	4	32.5	25 to 35	100.0	2	50.0
06/07/2018	03:00	0	0	3	6	1	0	0	0	0	0	0	0	0	0	0	0	0	0	0	10	29.2	25 to 35	100.0	1	10.0
06/07/2018	04:00	1	0	4	10	3	1	0	0	0	0	0	0	0	0	0	0	0	0	0	19	31.7	25 to 35	89.5	4	21.1
06/07/2018	05:00	0	3	20	70	21	3	0	0	0	0	0	0	0	0	0	0	0	0	0	117	31.4	25 to 35	94.9	24	20.5
06/07/2018	06:00	3	8	72	201	52	7	1	1	0	0	0	0	0	0	0	0	0	0	0	345	30.9	25 to 35	94.2	61	17.7
06/07/2018	07:00	16	176	443	209	10	1	0	0	0	0	0	0	0	0	0	0	0	0	0	855	27.2	20 to 30	96.8	11	1.3
06/07/2018	08:00	34	261	368	113	8	1	0	0	0	0	0	0	0	0	0	0	0	0	0	785	25.2	20 to 30	94.5	9	1.1
06/07/2018	09:00	4	70	328	285	20	4	0	0	0	0	0	0	0	0	0	0	0	0	0	711	28.5	20 to 30	96.1	24	3.4
06/07/2018	10:00	4	34	219	310	19	2	0	0	0	0	0	0	0	0	0	0	0	0	0	588	28.9	20 to 30	95.7	21	3.6
06/07/2018	11:00	8	57	203	289	24	0	0	0	0	0	0	0	0	0	0	0	0	0	0	581	28.9	20 to 30	94.5	24	4.1
06/07/2018	12:00	17	44	241	237	16	2	0	0	0	0	0	0	0	0	0	0	0	0	0	557	28.6	20 to 30	93.7	18	3.2
06/07/2018	13:00	3	30	214	250	30	2	0	0	0	0	0	0	0	0	0	0	0	0	0	529	29.1	20 to 30	93.4	32	6.0
06/07/2018	14:00	1	40	215	244	25	1	0	0	0	0	0	0	0	0	0	0	0	0	0	526	28.9	20 to 30	94.9	26	4.9
06/07/2018	15:00	15	106	204	273	17	0	0	0	0	0	0	0	0	0	0	0	0	0	0	615	28.6	20 to 30	94.8	17	2.8
06/07/2018	16:00	3	49	218	278	44	3	0	0	0	0	0	0	0	0	0	0	0	0	0	595	29.2	20 to 30	91.6	47	7.9
06/07/2018	17:00	0	44	191	268	44	3	0	0	0	0	0	0	0	0	0	0	0	0	0	550	29.3	20 to 30	91.5	47	8.5
06/07/2018	18:00	3	16	106	255	48	6	1	0	0	0	0	0	0	0	0	0	0	0	0	435	29.8	25 to 35	94.0	55	12.6
06/07/2018	19:00	2	4	51	117	23	3	1	0	0	0	0	0	0	0	0	0	0	0	0	201	29.9	25 to 35	95.0	27	13.4
06/07/2018	20:00	4	6	38	68	24	3	1	0	0	0	0	0	0	0	0	0	0	0	0	144	31.2	25 to 35	90.3	28	19.4
06/07/2018	21:00	0	4	28	53	8	0	0	0	0	0	0	0	0	0	0	0	0	0	0	93	29.4	25 to 35	95.7	8	8.6
06/07/2018	22:00	0	2	24	50	5	1	1	0	0	0	0	0	0	0	0	0	0	0	0	83	29.5	25 to 35	95.2	7	8.4
06/07/2018	23:00	0	1	13	13	3	0	0	0	0	0	0	0	0	0	0	0	0	0	0	30	29.6	25 to 35	96.7	3	10.0
24 Hr Summary		118	956	3207	3609	449	43	5	1	0	0	0	0	0	0	0	0	0	0	0	8388	28.9	20 to 30	92.7	498	5.9

Incoming Direction Histogram

Norwich Road

from Thu-Jun-28-2018-12-00-PM to Thu-Jul-26-2018-11-59-AM

Date	Starting Hr:min	<15	15 to <20	20 to <25	25 to <30	30 to <35	35 to <40	40 to <45	45 to <50	50 to <55	55 to <60	60 to <65	65 to <70	70 to <75	75 to <80	80 to <85	85 to <90	90 to <95	95 to <100	100 to >105	Total Counts	85pct Speed	10mph Pace	% in pace	# of Speeders	% Speeders
07/07/2018	00:00	0	1	5	17	2	0	0	0	1	0	0	0	0	0	0	0	0	0	0	26	29.7	25 to 35	92.3	3	11.5
07/07/2018	01:00	0	1	1	5	1	0	1	0	0	0	0	0	0	0	0	0	0	0	0	9	35	20 to 30	77.8	2	22.2
07/07/2018	02:00	0	0	1	2	0	0	0	0	0	0	0	0	0	0	0	0	0	0	0	3	30	20 to 30	100.0	*	*
07/07/2018	03:00	0	0	2	8	5	0	0	0	0	0	0	0	0	0	0	0	0	0	0	15	33	25 to 35	100.0	5	33.3
07/07/2018	04:00	0	1	3	12	3	0	1	0	0	0	0	0	0	0	0	0	0	0	0	20	31.7	25 to 35	90.0	4	20.0
07/07/2018	05:00	0	1	12	37	26	1	0	0	0	0	0	0	0	0	0	0	0	0	0	77	32.9	25 to 35	97.4	27	35.1
07/07/2018	06:00	0	0	23	86	31	8	3	0	0	0	0	0	0	0	0	0	0	0	0	151	33.1	25 to 35	92.7	42	27.8
07/07/2018	07:00	2	11	68	201	50	2	1	0	0	0	0	0	0	0	0	0	0	0	0	335	30.3	25 to 35	95.2	53	15.8
07/07/2018	08:00	5	27	180	278	46	2	0	0	0	0	0	0	0	0	0	0	0	0	0	538	29.4	25 to 35	93.7	48	8.9
07/07/2018	09:00	3	51	266	357	38	3	0	0	0	0	0	0	0	0	0	0	0	0	0	718	29.1	20 to 30	93.9	41	5.7
07/07/2018	10:00	4	47	298	314	29	2	0	0	0	0	0	0	0	0	0	0	0	0	0	694	28.8	20 to 30	95.0	31	4.5
07/07/2018	11:00	6	31	229	307	28	0	0	0	0	0	0	0	0	0	0	0	0	0	0	601	29	20 to 30	94.3	28	4.7
07/07/2018	12:00	1	14	175	313	45	4	1	0	0	0	0	0	0	0	0	0	0	0	0	553	29.5	25 to 35	96.4	50	9.0
07/07/2018	13:00	5	22	160	272	39	1	0	0	0	0	0	0	0	0	0	0	0	0	0	499	29.4	25 to 35	94.4	40	8.0
07/07/2018	14:00	1	9	103	269	40	6	1	0	0	0	0	0	0	0	0	0	0	0	0	429	29.7	25 to 35	96.0	47	11.0
07/07/2018	15:00	0	4	67	176	29	7	1	1	0	0	0	0	0	0	0	0	0	0	0	285	29.9	25 to 35	95.4	38	13.3
07/07/2018	16:00	2	12	45	155	42	4	0	0	0	0	0	0	0	0	0	0	0	0	0	260	30.8	25 to 35	93.1	46	17.7
07/07/2018	17:00	0	8	95	235	53	7	0	0	0	0	0	0	0	0	0	0	0	0	0	398	30	25 to 35	96.2	60	15.1
07/07/2018	18:00	1	7	53	175	65	7	0	0	0	0	0	0	0	0	0	0	0	0	0	308	32	25 to 35	95.1	72	23.4
07/07/2018	19:00	0	3	37	142	42	8	1	0	0	0	0	0	0	0	0	0	0	0	0	233	31.9	25 to 35	94.8	51	21.9
07/07/2018	20:00	0	0	39	123	26	3	0	0	0	0	0	0	0	0	0	0	0	0	0	191	30	25 to 35	98.4	29	15.2
07/07/2018	21:00	0	4	39	101	28	3	0	0	0	0	0	0	0	0	0	0	0	0	0	175	30.9	25 to 35	96.0	31	17.7
07/07/2018	22:00	0	2	57	105	15	2	0	0	0	0	0	0	0	0	0	0	0	0	0	181	29.5	25 to 35	97.8	17	9.4
07/07/2018	23:00	0	3	32	63	14	2	2	0	0	0	0	0	0	0	0	0	0	0	0	116	30.4	25 to 35	94.0	18	15.5
24 Hr Summary		30	259	1990	3753	697	72	12	1	1	0	0	0	0	0	0	0	0	0	0	6815	29.7	25 to 35	94.5	783	11.5

Incoming Direction Histogram

Norwich Road

from Thu-Jun-28-2018-12-00-PM to Thu-Jul-26-2018-11-59-AM

Date	Starting Hr:min	<15	15 to <20	20 to <25	25 to <30	30 to <35	35 to <40	40 to <45	45 to <50	50 to <55	55 to <60	60 to <65	65 to <70	70 to <75	75 to <80	80 to <85	85 to <90	90 to <95	95 to <100	100 to >105	Total Counts	85pct Speed	10mph Pace	% in pace	# of Speeders	% Speeders
08/07/2018	00:00	0	1	11	30	19	4	0	0	0	0	0	0	0	0	0	0	0	0	0	65	33.4	25 to 35	92.3	23	35.4
08/07/2018	01:00	0	1	5	27	10	2	0	0	0	0	0	0	0	0	0	0	0	0	0	45	32.5	25 to 35	93.3	12	26.7
08/07/2018	02:00	0	1	3	10	9	5	1	1	0	0	0	0	0	0	0	0	0	0	0	30	38	30 to 40	80.0	16	53.3
08/07/2018	03:00	0	0	2	14	7	5	1	0	0	0	0	0	0	0	0	0	0	0	0	29	37	30 to 40	89.7	13	44.8
08/07/2018	04:00	0	0	6	8	5	3	1	1	0	0	0	0	0	0	0	0	0	0	0	24	36.7	25 to 35	79.2	10	41.7
08/07/2018	05:00	1	1	7	25	12	7	1	0	0	0	0	0	0	0	0	0	0	0	0	54	35	25 to 35	81.5	20	37.0
08/07/2018	06:00	2	3	19	66	21	4	0	0	0	0	0	0	0	0	0	0	0	0	0	115	31.9	25 to 35	92.2	25	21.7
08/07/2018	07:00	1	6	26	87	35	4	0	0	0	0	0	0	0	0	0	0	0	0	0	159	32.1	25 to 35	93.1	39	24.5
08/07/2018	08:00	2	9	55	146	39	2	1	0	0	0	0	0	0	0	0	0	0	0	0	254	30.5	25 to 35	94.5	42	16.5
08/07/2018	09:00	5	69	320	220	27	0	0	0	0	0	0	0	0	0	0	0	0	0	0	641	28.4	20 to 30	95.0	27	4.2
08/07/2018	10:00	14	95	322	258	25	2	0	0	0	0	0	0	0	0	0	0	0	0	0	716	28.4	20 to 30	94.3	27	3.8
08/07/2018	11:00	1	23	197	302	40	4	1	0	0	0	0	0	0	0	0	0	0	0	0	568	29.3	25 to 35	94.9	45	7.9
08/07/2018	12:00	0	23	153	279	35	5	0	0	0	0	0	0	0	0	0	0	0	0	0	495	29.4	25 to 35	94.3	40	8.1
08/07/2018	13:00	2	11	131	230	37	1	0	0	0	0	0	0	0	0	0	0	0	0	0	412	29.5	25 to 35	96.6	38	9.2
08/07/2018	14:00	2	18	148	238	38	2	0	0	0	0	0	0	0	0	0	0	0	0	0	446	29.4	25 to 35	95.1	40	9.0
08/07/2018	15:00	3	6	83	205	52	3	0	0	0	0	0	0	0	0	0	0	0	0	0	352	30.2	25 to 35	96.6	55	15.6
08/07/2018	16:00	1	12	90	200	33	6	0	0	0	0	0	0	0	0	0	0	0	0	0	342	29.7	25 to 35	94.4	39	11.4
08/07/2018	17:00	0	9	81	202	40	3	0	0	0	0	0	0	0	0	0	0	0	0	0	335	29.8	25 to 35	96.4	43	12.8
08/07/2018	18:00	0	12	65	168	39	5	1	0	0	0	0	0	0	0	0	0	0	0	0	290	30.1	25 to 35	93.8	45	15.5
08/07/2018	19:00	0	2	35	144	46	3	0	0	0	0	0	0	0	0	0	0	0	0	0	230	31.6	25 to 35	97.8	49	21.3
08/07/2018	20:00	3	3	40	115	31	3	1	0	0	0	0	0	0	0	0	0	0	0	0	196	31	25 to 35	94.9	35	17.9
08/07/2018	21:00	0	2	21	90	9	2	0	0	0	0	0	0	0	0	0	0	0	0	0	124	29.6	25 to 35	96.8	11	8.9
08/07/2018	22:00	0	0	14	52	17	4	2	0	0	0	0	0	0	0	0	0	0	0	0	89	32.9	25 to 35	93.3	23	25.8
08/07/2018	23:00	0	0	4	25	10	0	0	0	0	0	0	0	0	0	0	0	0	0	0	39	32	25 to 35	100.0	10	25.6
24 Hr Summary		37	307	1838	3141	636	79	10	2	0	0	0	0	0	0	0	0	0	0	0	6050	29.7	25 to 35	92.8	727	12.0

Incoming Direction Histogram

Norwich Road

from Thu-Jun-28-2018-12-00-PM to Thu-Jul-26-2018-11-59-AM

Date	Starting Hr:min	<15	15 to <20	20 to <25	25 to <30	30 to <35	35 to <40	40 to <45	45 to <50	50 to <55	55 to <60	60 to <65	65 to <70	70 to <75	75 to <80	80 to <85	85 to <90	90 to <95	95 to <100	100 to >105	Total Counts	85pct Speed	10mph Pace	% in pace	# of Speeders	% Speeders
09/07/2018	00:00	0	0	1	12	5	0	0	0	0	0	0	0	0	0	0	0	0	0	0	18	32	25 to 35	100.0	5	27.8
09/07/2018	01:00	0	1	0	4	5	0	0	0	0	0	0	0	0	0	0	0	0	0	0	10	33	25 to 35	90.0	5	50.0
09/07/2018	02:00	0	0	0	8	1	1	0	0	0	0	0	0	0	0	0	0	0	0	0	10	30	30 to 40	100.0	2	20.0
09/07/2018	03:00	0	4	3	13	8	1	0	0	0	0	0	0	0	0	0	0	0	0	0	29	33.1	25 to 35	82.8	9	31.0
09/07/2018	04:00	0	3	1	27	5	2	0	0	0	0	0	0	0	0	0	0	0	0	0	38	31	30 to 40	89.5	7	18.4
09/07/2018	05:00	2	2	21	67	31	6	0	0	0	0	0	0	0	0	0	0	0	0	0	129	32.9	25 to 35	92.2	37	28.7
09/07/2018	06:00	3	10	64	238	43	10	2	1	0	0	0	0	0	0	0	0	0	0	0	371	30	25 to 35	93.0	56	15.1
09/07/2018	07:00	19	164	417	273	21	1	1	0	0	0	0	0	0	0	0	0	0	0	0	896	28	20 to 30	95.3	23	2.6
09/07/2018	08:00	43	208	341	201	18	1	0	0	0	0	0	0	0	0	0	0	0	0	0	812	27.4	20 to 30	92.4	19	2.3
09/07/2018	09:00	9	48	276	322	14	0	0	0	0	0	0	0	0	0	0	0	0	0	0	669	28.7	20 to 30	96.6	14	2.1
09/07/2018	10:00	7	63	226	251	18	0	0	0	0	0	0	0	0	0	0	0	0	0	0	565	28.7	20 to 30	95.6	18	3.2
09/07/2018	11:00	2	23	204	273	33	1	0	0	0	0	0	0	0	0	0	0	0	0	0	536	29.2	25 to 35	95.1	34	6.3
09/07/2018	12:00	5	30	230	247	18	1	0	0	0	0	0	0	0	0	0	0	0	0	0	531	28.8	20 to 30	95.5	19	3.6
09/07/2018	13:00	2	17	151	251	35	2	0	0	0	0	0	0	0	0	0	0	0	0	0	458	29.4	25 to 35	95.4	37	8.1
09/07/2018	14:00	3	26	176	270	25	2	0	0	0	0	0	0	0	0	0	0	0	0	0	502	29.1	20 to 30	94.0	27	5.4
09/07/2018	15:00	9	112	199	201	25	3	0	0	0	0	0	0	0	0	0	0	0	0	0	549	28.7	20 to 30	93.3	28	5.1
09/07/2018	16:00	2	55	209	263	36	0	0	0	0	0	0	0	0	0	0	0	0	0	0	565	29.1	20 to 30	93.3	36	6.4
09/07/2018	17:00	2	48	164	282	21	1	0	0	0	0	0	0	0	0	0	0	0	0	0	518	29	20 to 30	95.4	22	4.2
09/07/2018	18:00	1	22	118	262	44	2	0	0	0	0	0	0	0	0	0	0	0	0	0	449	29.6	25 to 35	94.4	46	10.2
09/07/2018	19:00	0	13	58	128	22	5	1	0	0	0	0	0	0	0	0	0	0	0	0	227	29.8	25 to 35	91.6	28	12.3
09/07/2018	20:00	2	8	41	72	29	2	0	0	0	0	0	0	0	0	0	0	0	0	0	154	31.4	25 to 35	92.2	31	20.1
09/07/2018	21:00	0	5	32	56	12	3	0	0	0	0	0	0	0	0	0	0	0	0	0	108	29.9	25 to 35	92.6	15	13.9
09/07/2018	22:00	0	0	18	35	5	2	1	0	0	0	0	0	0	0	0	0	0	0	0	61	29.9	25 to 35	95.1	8	13.1
09/07/2018	23:00	0	0	0	9	0	0	0	2	0	0	0	0	0	0	0	0	0	0	0	11	30	20 to 30	81.8	2	18.2
24 Hr Summary		111	862	2950	3765	474	46	5	3	0	0	0	0	0	0	0	0	0	0	0	8216	29.1	20 to 30	92.2	528	6.4

Incoming Direction Histogram

Norwich Road

from Thu-Jun-28-2018-12-00-PM to Thu-Jul-26-2018-11-59-AM

Date	Starting Hr:min	<15	15 to <20	20 to <25	25 to <30	30 to <35	35 to <40	40 to <45	45 to <50	50 to <55	55 to <60	60 to <65	65 to <70	70 to <75	75 to <80	80 to <85	85 to <90	90 to <95	95 to <100	100 to >105	Total Counts	85pct Speed	10mph Pace	% in pace	# of Speeders	% Speeders
10/07/2018	00:00	0	0	1	5	1	1	0	0	0	0	0	0	0	0	0	0	0	0	0	8	35	25 to 35	87.5	2	25.0
10/07/2018	01:00	0	0	0	4	1	0	0	0	0	0	0	0	0	0	0	0	0	0	0	5	30	25 to 35	100.0	1	20.0
10/07/2018	02:00	0	0	0	1	1	0	0	0	0	0	0	0	0	0	0	0	0	0	0	2	35	25 to 35	100.0	1	50.0
10/07/2018	03:00	0	0	1	7	4	0	0	0	0	0	0	0	0	0	0	0	0	0	0	12	32.5	25 to 35	100.0	4	33.3
10/07/2018	04:00	0	0	6	15	6	2	1	0	0	0	0	0	0	0	0	0	0	0	0	30	34.2	25 to 35	90.0	9	30.0
10/07/2018	05:00	1	3	15	63	27	5	0	0	0	0	0	0	0	0	0	0	0	0	0	114	32.8	25 to 35	92.1	32	28.1
10/07/2018	06:00	2	15	84	242	41	5	3	1	0	0	0	0	0	0	0	0	0	0	0	393	29.8	25 to 35	93.4	50	12.7
10/07/2018	07:00	23	194	444	219	14	0	0	0	0	0	0	0	0	0	0	0	0	0	0	894	27.3	20 to 30	95.9	14	1.6
10/07/2018	08:00	17	190	409	209	13	0	0	0	0	0	0	0	0	0	0	0	0	0	0	838	27.3	20 to 30	96.4	13	1.6
10/07/2018	09:00	7	70	324	306	27	0	1	0	0	0	0	0	0	0	0	0	0	0	0	735	28.7	20 to 30	95.2	28	3.8
10/07/2018	10:00	6	37	238	282	30	0	0	0	0	0	0	0	0	0	0	0	0	0	0	593	29	20 to 30	93.9	30	5.1
10/07/2018	11:00	2	24	175	263	28	1	0	0	0	0	0	0	0	0	0	0	0	0	0	493	29.1	25 to 35	94.5	29	5.9
10/07/2018	12:00	4	25	168	226	34	0	0	0	0	0	0	0	0	0	0	0	0	0	0	457	29.2	25 to 35	93.7	34	7.4
10/07/2018	13:00	3	31	166	250	27	1	0	0	0	0	0	0	0	0	0	0	0	0	0	478	29.1	20 to 30	93.5	28	5.9
10/07/2018	14:00	5	32	184	230	33	0	0	0	0	0	0	0	0	0	0	0	0	0	0	484	29.1	25 to 35	92.4	33	6.8
10/07/2018	15:00	18	91	253	217	25	0	0	0	0	0	0	0	0	0	0	0	0	0	0	604	28.5	20 to 30	92.9	25	4.1
10/07/2018	16:00	3	48	233	301	32	3	0	0	0	0	0	0	0	0	0	0	0	0	0	620	29	20 to 30	93.9	35	5.6
10/07/2018	17:00	2	48	175	260	25	3	0	0	0	0	0	0	0	0	0	0	0	0	0	513	29.1	20 to 30	94.2	28	5.5
10/07/2018	18:00	22	73	159	205	20	2	0	0	0	0	0	0	0	0	0	0	0	0	0	481	28.8	20 to 30	90.9	22	4.6
10/07/2018	19:00	3	18	64	101	30	2	0	0	0	0	0	0	0	0	0	0	0	0	0	218	30	25 to 35	89.4	32	14.7
10/07/2018	20:00	3	18	24	67	15	3	0	0	0	0	0	0	0	0	0	0	0	0	0	130	29.9	20 to 30	83.8	18	13.8
10/07/2018	21:00	4	6	29	39	6	0	0	1	0	0	0	0	0	0	0	0	0	0	0	85	29.2	20 to 30	87.1	7	8.2
10/07/2018	22:00	1	5	22	37	6	1	1	0	0	0	0	0	0	0	0	0	0	0	0	73	29.6	25 to 35	89.0	8	11.0
10/07/2018	23:00	0	1	3	8	0	0	0	1	0	0	0	0	0	0	0	0	0	0	0	13	29.4	20 to 30	92.3	1	7.7
24 Hr Summary		126	929	3177	3557	446	29	6	3	0	0	0	0	0	0	0	0	0	0	0	8273	28.9	20 to 30	92.6	484	5.9



Incoming Direction Histogram

Norwich Road

from Thu-Jun-28-2018-12-00-PM to Thu-Jul-26-2018-11-59-AM

Date	Starting Hr:min	<15	15 to <20	20 to <25	25 to <30	30 to <35	35 to <40	40 to <45	45 to <50	50 to <55	55 to <60	60 to <65	65 to <70	70 to <75	75 to <80	80 to <85	85 to <90	90 to <95	95 to <100	100 to >105	Total Counts	85pct Speed	10mph Pace	% in pace	# of Speeders	% Speeders
11/07/2018	00:00	0	0	3	7	0	1	0	0	0	0	0	0	0	0	0	0	0	0	0	11	29.3	20 to 30	90.9	1	9.1
11/07/2018	01:00	0	0	1	1	1	1	0	0	0	0	0	0	0	0	0	0	0	0	0	4	35	25 to 35	75.0	2	50.0
11/07/2018	02:00	0	1	0	2	0	0	1	0	0	0	0	0	0	0	0	0	0	0	0	4	30	20 to 30	75.0	1	25.0
11/07/2018	03:00	0	0	0	3	1	0	0	1	0	0	0	0	0	0	0	0	0	0	0	5	35	25 to 35	80.0	2	40.0
11/07/2018	04:00	0	1	6	13	5	2	1	0	0	0	0	0	0	0	0	0	0	0	0	28	34	25 to 35	85.7	8	28.6
11/07/2018	05:00	2	2	23	96	27	5	1	1	0	0	0	0	0	0	0	0	0	0	0	157	31.9	25 to 35	93.0	34	21.7
11/07/2018	06:00	4	13	91	244	45	6	1	1	0	0	0	0	0	0	0	0	0	0	0	405	29.8	25 to 35	93.8	53	13.1
11/07/2018	07:00	32	164	425	234	17	1	0	0	0	0	0	0	0	0	0	0	0	0	0	873	27.6	20 to 30	94.3	18	2.1
11/07/2018	08:00	106	172	305	149	7	1	0	0	0	0	0	0	0	0	0	0	0	0	0	740	26.5	20 to 30	84.6	8	1.1
11/07/2018	09:00	4	41	281	318	27	0	0	0	0	0	0	0	0	0	0	0	0	0	0	671	28.8	20 to 30	95.4	27	4.0
11/07/2018	10:00	15	67	276	232	14	0	0	0	0	0	0	0	0	0	0	0	0	0	0	604	28.3	20 to 30	95.2	14	2.3
11/07/2018	11:00	3	35	180	265	26	6	0	0	0	0	0	0	0	0	0	0	0	0	0	515	29.2	20 to 30	93.2	32	6.2
11/07/2018	12:00	7	31	168	256	23	0	2	0	0	0	0	0	0	0	0	0	0	0	0	487	29.1	20 to 30	93.4	25	5.1
11/07/2018	13:00	2	22	185	261	23	1	0	0	0	0	0	0	0	0	0	0	0	0	0	494	29	25 to 35	94.9	24	4.9
11/07/2018	14:00	6	45	165	264	34	3	1	0	0	0	0	0	0	0	0	0	0	0	0	518	29.2	20 to 30	91.5	38	7.3
11/07/2018	15:00	16	126	242	214	14	0	0	0	0	0	0	0	0	0	0	0	0	0	0	612	28.2	20 to 30	95.1	14	2.3
11/07/2018	16:00	2	40	237	261	28	2	0	0	0	0	0	0	0	0	0	0	0	0	0	570	28.9	20 to 30	94.4	30	5.3
11/07/2018	17:00	3	51	198	260	25	2	3	0	0	0	0	0	0	0	0	0	0	0	0	542	29	20 to 30	93.9	30	5.5
11/07/2018	18:00	1	10	88	227	49	3	1	0	0	0	0	0	0	0	0	0	0	0	0	379	29.9	25 to 35	96.0	53	14.0
11/07/2018	19:00	1	5	11	69	19	2	0	0	0	0	0	0	0	0	0	0	0	0	0	107	31.3	25 to 35	92.5	21	19.6
11/07/2018	20:00	0	1	13	23	6	2	0	0	0	0	0	0	0	0	0	0	0	0	0	45	30.8	25 to 35	93.3	8	17.8
11/07/2018	21:00	3	4	44	44	5	2	0	0	0	0	0	0	0	0	0	0	0	0	0	102	29.1	25 to 35	91.2	7	6.9
11/07/2018	22:00	0	3	36	60	8	1	2	0	0	0	0	0	0	0	0	0	0	0	0	110	29.6	25 to 35	94.5	11	10.0
11/07/2018	23:00	0	1	9	13	3	1	0	0	0	0	0	0	0	0	0	0	0	0	0	27	30	25 to 35	92.6	4	14.8
24 Hr Summary		207	835	2987	3516	407	42	13	3	0	0	0	0	0	0	0	0	0	0	0	8010	29	20 to 30	91.6	465	5.8

Incoming Direction Histogram

Norwich Road

from Thu-Jun-28-2018-12-00-PM to Thu-Jul-26-2018-11-59-AM

Date	Starting Hr:min	<15	15 to <20	20 to <25	25 to <30	30 to <35	35 to <40	40 to <45	45 to <50	50 to <55	55 to <60	60 to <65	65 to <70	70 to <75	75 to <80	80 to <85	85 to <90	90 to <95	95 to <100	100 to >105	Total Counts	85pct Speed	10mph Pace	% in pace	# of Speeders	% Speeders
12/07/2018	00:00	0	1	5	7	4	0	1	0	0	0	0	0	0	0	0	0	0	0	0	18	32.5	25 to 35	88.9	5	27.8
12/07/2018	01:00	0	0	5	4	1	0	0	0	0	0	0	0	0	0	0	0	0	0	0	10	28.8	25 to 35	100.0	1	10.0
12/07/2018	02:00	1	0	3	4	1	0	0	0	0	0	0	0	0	0	0	0	0	0	0	9	30	25 to 35	88.9	1	11.1
12/07/2018	03:00	1	1	2	7	1	0	0	0	0	0	0	0	0	0	0	0	0	0	0	12	29.3	20 to 30	83.3	1	8.3
12/07/2018	04:00	0	1	10	18	4	1	1	0	0	0	0	0	0	0	0	0	0	0	0	35	31.2	25 to 35	91.4	6	17.1
12/07/2018	05:00	1	10	17	81	23	3	1	1	0	0	0	0	0	0	0	0	0	0	0	137	31.5	25 to 35	88.3	28	20.4
12/07/2018	06:00	3	14	104	203	43	1	0	0	0	0	0	0	0	0	0	0	0	0	0	368	29.7	25 to 35	95.1	44	12.0
12/07/2018	07:00	41	182	346	257	23	0	0	0	0	0	0	0	0	0	0	0	0	0	0	849	28	20 to 30	92.5	23	2.7
12/07/2018	08:00	53	213	354	210	15	0	0	0	0	0	0	0	0	0	0	0	0	0	0	845	27.3	20 to 30	92.0	15	1.8
12/07/2018	09:00	11	61	299	275	18	3	0	0	0	0	0	0	0	0	0	0	0	0	0	667	28.6	20 to 30	95.2	21	3.1
12/07/2018	10:00	12	46	269	231	17	0	1	0	0	0	0	0	0	0	0	0	0	0	0	576	28.5	20 to 30	94.8	18	3.1
12/07/2018	11:00	4	46	241	225	13	2	0	0	0	0	0	0	0	0	0	0	0	0	0	531	28.6	20 to 30	96.4	15	2.8
12/07/2018	12:00	12	59	189	221	11	3	0	0	0	0	0	0	0	0	0	0	0	0	0	495	28.6	20 to 30	94.7	14	2.8
12/07/2018	13:00	3	18	112	117	7	1	0	0	0	0	0	0	0	0	0	0	0	0	0	258	28.7	20 to 30	95.7	8	3.1
12/07/2018	14:00	33	71	194	150	16	0	2	0	0	0	0	0	0	0	0	0	0	0	0	466	28.3	20 to 30	89.1	18	3.9
12/07/2018	15:00	207	174	84	48	7	0	0	0	0	0	0	0	0	0	0	0	0	0	0	520	23.6	15 to 25	77.9	7	1.3
12/07/2018	16:00	3	55	251	251	24	2	0	0	0	0	0	0	0	0	0	0	0	0	0	586	28.8	20 to 30	95.1	26	4.4
12/07/2018	17:00	3	57	218	281	30	3	0	0	0	0	0	0	0	0	0	0	0	0	0	592	29	20 to 30	93.9	33	5.6
12/07/2018	18:00	3	17	133	277	41	3	0	0	0	0	0	0	0	0	0	0	0	0	0	474	29.5	25 to 35	95.1	44	9.3
12/07/2018	19:00	3	22	51	92	31	2	1	0	0	0	0	0	0	0	0	0	0	0	0	202	30.6	25 to 35	86.1	34	16.8
12/07/2018	20:00	2	3	29	72	17	4	0	0	0	0	0	0	0	0	0	0	0	0	0	127	30.6	25 to 35	92.9	21	16.5
12/07/2018	21:00	1	7	14	40	14	3	0	0	0	0	0	0	0	0	0	0	0	0	0	79	31.8	25 to 35	86.1	17	21.5
12/07/2018	22:00	0	2	7	29	8	2	0	0	0	0	0	0	0	0	0	0	0	0	0	48	31.9	25 to 35	91.7	10	20.8
12/07/2018	23:00	0	1	3	14	3	0	0	0	0	0	0	0	0	0	0	0	0	0	0	21	30	25 to 35	95.2	3	14.3
24 Hr Summary		397	1061	2940	3114	372	33	7	1	0	0	0	0	0	0	0	0	0	0	0	7925	28.8	20 to 30	89.8	413	5.2

Incoming Direction Histogram

Norwich Road

from Thu-Jun-28-2018-12-00-PM to Thu-Jul-26-2018-11-59-AM

Date	Starting Hr:min	<15	15 to <20	20 to <25	25 to <30	30 to <35	35 to <40	40 to <45	45 to <50	50 to <55	55 to <60	60 to <65	65 to <70	70 to <75	75 to <80	80 to <85	85 to <90	90 to <95	95 to <100	100 to >105	Total Counts	85pct Speed	10mph Pace	% in pace	# of Speeders	% Speeders
13/07/2018	00:00	0	0	1	5	1	0	0	0	0	0	0	0	0	0	0	0	0	0	0	7	30	25 to 35	100.0	1	14.3
13/07/2018	01:00	0	0	0	2	2	1	0	0	0	0	0	0	0	0	0	0	0	0	0	5	35	30 to 40	100.0	3	60.0
13/07/2018	02:00	0	0	1	1	1	0	0	0	0	0	0	0	0	0	0	0	0	0	0	3	35	25 to 35	100.0	1	33.3
13/07/2018	03:00	0	1	2	6	4	0	0	0	0	0	0	0	0	0	0	0	0	0	0	13	32.5	25 to 35	92.3	4	30.8
13/07/2018	04:00	2	1	6	10	6	1	1	1	0	0	0	0	0	0	0	0	0	0	0	28	34.2	25 to 35	78.6	9	32.1
13/07/2018	05:00	0	1	21	67	20	4	0	0	0	0	0	0	0	0	0	0	0	0	0	113	31.8	25 to 35	95.6	24	21.2
13/07/2018	06:00	2	11	88	197	45	4	2	0	0	0	0	0	0	0	0	0	0	0	0	349	30	25 to 35	94.6	51	14.6
13/07/2018	07:00	18	155	319	250	30	1	0	0	0	0	0	0	0	0	0	0	0	0	0	773	28.3	20 to 30	93.7	31	4.0
13/07/2018	08:00	69	168	246	218	10	3	0	0	0	0	0	0	0	0	0	0	0	0	0	714	27.8	20 to 30	88.5	13	1.8
13/07/2018	09:00	4	44	311	313	28	0	0	0	0	0	0	0	0	0	0	0	0	0	0	700	28.8	20 to 30	95.4	28	4.0
13/07/2018	10:00	20	46	219	314	18	1	0	0	0	0	0	0	0	0	0	0	0	0	0	618	28.8	20 to 30	93.7	19	3.1
13/07/2018	11:00	10	32	235	280	25	0	0	0	0	0	0	0	0	0	0	0	0	0	0	582	28.9	20 to 30	94.0	25	4.3
13/07/2018	12:00	1	25	167	250	24	1	0	0	0	0	0	0	0	0	0	0	0	0	0	468	29.1	20 to 30	94.4	25	5.3
13/07/2018	13:00	1	22	157	284	44	2	0	0	0	0	0	0	0	0	0	0	0	0	0	510	29.5	25 to 35	95.1	46	9.0
13/07/2018	14:00	3	42	211	207	29	0	0	0	0	0	0	0	0	0	0	0	0	0	0	492	28.9	20 to 30	93.5	29	5.9
13/07/2018	15:00	27	115	216	195	19	1	0	0	0	0	0	0	0	0	0	0	0	0	0	573	28.3	20 to 30	91.8	20	3.5
13/07/2018	16:00	9	41	157	300	44	1	0	0	0	0	0	0	0	0	0	0	0	0	0	552	29.4	25 to 35	90.8	45	8.2
13/07/2018	17:00	1	34	185	284	29	2	0	0	0	0	0	0	0	0	0	0	0	0	0	535	29.1	20 to 30	94.0	31	5.8
13/07/2018	18:00	3	27	144	275	54	6	0	0	0	0	0	0	0	0	0	0	0	0	0	509	29.7	25 to 35	92.9	60	11.8
13/07/2018	19:00	2	12	64	102	23	3	0	0	0	0	0	0	0	0	0	0	0	0	0	206	29.8	25 to 35	91.7	26	12.6
13/07/2018	20:00	0	6	35	70	20	2	0	0	0	0	0	0	0	0	0	0	0	0	0	133	30.5	25 to 35	94.0	22	16.5
13/07/2018	21:00	1	5	28	53	11	0	1	0	0	0	0	0	0	0	0	0	0	0	0	99	29.7	25 to 35	92.9	12	12.1
13/07/2018	22:00	2	4	14	30	3	0	0	0	0	0	0	0	0	0	0	0	0	0	0	53	29.2	20 to 30	90.6	3	5.7
13/07/2018	23:00	0	2	14	20	6	1	0	0	0	1	0	0	0	0	0	0	0	0	0	44	30.8	25 to 35	90.9	8	18.2
24 Hr Summary		175	794	2841	3733	496	34	4	1	0	1	0	0	0	0	0	0	0	0	0	8079	29.1	20 to 30	91.2	536	6.6

Incoming Direction Histogram

Norwich Road

from Thu-Jun-28-2018-12-00-PM to Thu-Jul-26-2018-11-59-AM

Date	Starting Hr:min	<15	15 to <20	20 to <25	25 to <30	30 to <35	35 to <40	40 to <45	45 to <50	50 to <55	55 to <60	60 to <65	65 to <70	70 to <75	75 to <80	80 to <85	85 to <90	90 to <95	95 to <100	100 to >105	Total Counts	85pct Speed	10mph Pace	% in pace	# of Speeders	% Speeders
14/07/2018	00:00	2	0	6	9	7	0	0	0	0	0	0	0	0	0	0	0	0	0	0	24	32.1	25 to 35	91.7	7	29.2
14/07/2018	01:00	0	0	0	13	6	2	0	1	0	0	0	0	0	0	0	0	0	0	0	22	35	30 to 40	95.5	9	40.9
14/07/2018	02:00	0	0	1	2	3	0	0	0	0	0	0	0	0	0	0	0	0	0	0	6	33.3	25 to 35	100.0	3	50.0
14/07/2018	03:00	0	0	3	4	0	1	0	0	0	0	0	0	0	0	0	0	0	0	0	8	30	20 to 30	87.5	1	12.5
14/07/2018	04:00	0	0	6	15	9	4	1	0	0	0	0	0	0	0	0	0	0	0	0	35	35	25 to 35	85.7	14	40.0
14/07/2018	05:00	0	0	7	30	14	2	0	0	0	0	0	0	0	0	0	0	0	0	0	53	32.9	25 to 35	96.2	16	30.2
14/07/2018	06:00	1	2	33	81	34	12	1	0	0	0	0	0	0	0	0	0	0	0	0	164	33.2	25 to 35	90.2	47	28.7
14/07/2018	07:00	1	4	57	180	70	14	1	0	0	0	0	0	0	0	0	0	0	0	0	327	32.6	25 to 35	93.9	85	26.0
14/07/2018	08:00	1	15	140	274	34	1	1	0	0	0	0	0	0	0	0	0	0	0	0	466	29.4	25 to 35	96.1	36	7.7
14/07/2018	09:00	5	41	227	305	36	3	0	0	0	0	0	0	0	0	0	0	0	0	0	617	29.1	20 to 30	92.9	39	6.3
14/07/2018	10:00	4	53	250	307	29	1	0	0	0	0	0	0	0	0	0	0	0	0	0	644	28.9	20 to 30	94.7	30	4.7
14/07/2018	11:00	4	52	223	258	31	3	1	0	0	0	0	0	0	0	0	0	0	0	0	572	29	20 to 30	93.2	35	6.1
14/07/2018	12:00	1	38	167	275	28	4	0	0	0	0	0	0	0	0	0	0	0	0	0	513	29.2	20 to 30	93.6	32	6.2
14/07/2018	13:00	0	11	157	280	44	0	1	0	0	0	0	0	0	0	0	0	0	0	0	493	29.5	25 to 35	97.6	45	9.1
14/07/2018	14:00	0	19	191	244	27	3	0	0	0	0	0	0	0	0	0	0	0	0	0	484	29.1	25 to 35	95.5	30	6.2
14/07/2018	15:00	0	11	102	205	46	6	0	0	0	0	0	0	0	0	0	0	0	0	0	370	29.9	25 to 35	95.4	52	14.1
14/07/2018	16:00	2	7	100	249	42	4	0	0	0	0	0	0	0	0	0	0	0	0	0	404	29.7	25 to 35	96.8	46	11.4
14/07/2018	17:00	8	21	85	272	57	1	0	0	0	0	0	0	0	0	0	0	0	0	0	444	29.8	25 to 35	93.2	58	13.1
14/07/2018	18:00	1	13	89	190	50	5	0	0	1	0	0	0	0	0	0	0	0	0	0	349	30.4	25 to 35	94.3	56	16.0
14/07/2018	19:00	2	8	45	164	38	6	0	0	0	0	0	0	0	0	0	0	0	0	0	263	30.7	25 to 35	93.9	44	16.7
14/07/2018	20:00	1	4	22	102	37	3	0	0	0	0	0	0	0	0	0	0	0	0	0	169	32	25 to 35	95.3	40	23.7
14/07/2018	21:00	0	4	49	107	24	3	0	0	0	0	0	0	0	0	0	0	0	0	0	187	30	25 to 35	96.3	27	14.4
14/07/2018	22:00	0	4	21	73	14	0	2	0	0	0	0	0	0	0	0	0	0	0	0	114	29.9	25 to 35	94.7	16	14.0
14/07/2018	23:00	0	1	14	70	21	7	1	0	0	0	0	0	0	0	0	0	0	0	0	114	32.9	25 to 35	92.1	29	25.4
24 Hr Summary		33	308	1995	3709	701	85	9	1	1	0	0	0	0	0	0	0	0	0	0	6842	29.7	25 to 35	93.6	797	11.6

Incoming Direction Histogram

Norwich Road

from Thu-Jun-28-2018-12-00-PM to Thu-Jul-26-2018-11-59-AM

Date	Starting Hr:min	<15	15 to <20	20 to <25	25 to <30	30 to <35	35 to <40	40 to <45	45 to <50	50 to <55	55 to <60	60 to <65	65 to <70	70 to <75	75 to <80	80 to <85	85 to <90	90 to <95	95 to <100	100 to >105	Total Counts	85pct Speed	10mph Pace	% in pace	# of Speeders	% Speeders
15/07/2018	00:00	0	1	7	38	14	6	1	1	0	0	0	0	0	0	0	0	0	0	0	68	34.3	25 to 35	86.8	22	32.4
15/07/2018	01:00	0	2	5	35	11	1	1	0	0	0	0	0	0	0	0	0	0	0	0	55	32.3	25 to 35	92.7	13	23.6
15/07/2018	02:00	0	0	4	13	6	6	1	0	0	0	0	0	0	0	0	0	0	0	0	30	37.5	30 to 40	83.3	13	43.3
15/07/2018	03:00	0	0	1	4	3	5	0	0	0	0	0	0	0	0	0	0	0	0	0	13	38	30 to 40	92.3	8	61.5
15/07/2018	04:00	0	0	2	2	4	0	1	0	0	0	0	0	0	0	0	0	0	0	0	9	35	25 to 35	88.9	5	55.6
15/07/2018	05:00	1	0	8	30	4	3	2	0	0	0	0	0	0	0	0	0	0	0	0	48	32.5	25 to 35	87.5	9	18.8
15/07/2018	06:00	1	0	16	57	19	3	5	0	0	0	0	0	0	0	0	0	0	0	0	101	33.2	25 to 35	91.1	27	26.7
15/07/2018	07:00	0	3	26	113	26	5	1	1	0	0	0	0	0	0	0	0	0	0	0	175	31.3	25 to 35	94.3	33	18.9
15/07/2018	08:00	2	5	41	133	36	4	0	0	0	0	0	0	0	0	0	0	0	0	0	221	31	25 to 35	95.0	40	18.1
15/07/2018	09:00	5	11	143	250	29	1	0	0	0	0	0	0	0	0	0	0	0	0	0	439	29.3	25 to 35	96.1	30	6.8
15/07/2018	10:00	6	32	235	358	50	4	0	0	0	0	0	0	0	0	0	0	0	0	0	685	29.3	25 to 35	93.9	54	7.9
15/07/2018	11:00	1	22	189	367	30	4	0	0	0	0	0	0	0	0	0	0	0	0	0	613	29.2	25 to 35	95.6	34	5.5
15/07/2018	12:00	2	19	156	330	41	4	0	0	0	0	0	0	0	0	0	0	0	0	0	552	29.4	25 to 35	95.5	45	8.2
15/07/2018	13:00	2	8	103	242	39	3	0	0	0	0	0	0	0	0	0	0	0	0	0	397	29.6	25 to 35	96.7	42	10.6
15/07/2018	14:00	6	7	107	223	38	4	0	1	0	0	0	0	0	0	0	0	0	0	0	386	29.7	25 to 35	95.3	43	11.1
15/07/2018	15:00	1	6	74	192	49	3	0	0	0	0	0	0	0	0	0	0	0	0	0	325	30.3	25 to 35	96.9	52	16.0
15/07/2018	16:00	2	4	58	171	34	1	0	0	0	0	0	0	0	0	0	0	0	0	0	270	29.9	25 to 35	97.4	35	13.0
15/07/2018	17:00	3	8	55	200	48	6	0	0	0	0	0	0	0	0	0	0	0	0	0	320	30.6	25 to 35	94.7	54	16.9
15/07/2018	18:00	1	8	63	185	53	7	0	0	0	0	0	0	0	0	0	0	0	0	0	317	31.1	25 to 35	95.0	60	18.9
15/07/2018	19:00	1	7	30	142	44	6	0	0	0	0	0	0	0	0	0	0	0	0	0	230	31.8	25 to 35	93.9	50	21.7
15/07/2018	20:00	2	3	31	107	22	1	1	0	0	0	0	0	0	0	0	0	0	0	0	167	30	25 to 35	95.8	24	14.4
15/07/2018	21:00	0	3	21	68	12	0	1	1	0	0	0	0	0	0	0	0	0	0	0	106	29.9	25 to 35	95.3	14	13.2
15/07/2018	22:00	0	2	16	39	9	1	0	0	0	0	0	0	0	0	0	0	0	0	0	67	30	25 to 35	95.5	10	14.9
15/07/2018	23:00	0	2	3	25	6	3	1	1	0	0	0	0	0	0	0	0	0	0	0	41	34.2	25 to 35	82.9	11	26.8
24 Hr Summary		36	153	1394	3324	627	81	15	5	0	0	0	0	0	0	0	0	0	0	0	5635	29.8	25 to 35	94.9	728	12.9

Incoming Direction Histogram

Norwich Road

from Thu-Jun-28-2018-12-00-PM to Thu-Jul-26-2018-11-59-AM

Date	Starting Hr:min	<15	15 to <20	20 to <25	25 to <30	30 to <35	35 to <40	40 to <45	45 to <50	50 to <55	55 to <60	60 to <65	65 to <70	70 to <75	75 to <80	80 to <85	85 to <90	90 to <95	95 to <100	100 to >105	Total Counts	85pct Speed	10mph Pace	% in pace	# of Speeders	% Speeders
16/07/2018	00:00	0	0	3	10	8	2	0	0	0	1	0	0	0	0	0	0	0	0	0	24	34.4	25 to 35	87.5	11	45.8
16/07/2018	01:00	0	0	0	2	1	1	0	0	0	0	0	0	0	0	0	0	0	0	0	4	35	30 to 40	100.0	2	50.0
16/07/2018	02:00	0	0	1	7	1	2	0	0	0	0	0	0	0	0	0	0	0	0	0	11	35	30 to 40	90.9	3	27.3
16/07/2018	03:00	0	0	0	6	0	1	0	0	0	0	0	0	0	0	0	0	0	0	0	7	30	30 to 40	100.0	1	14.3
16/07/2018	04:00	1	3	12	16	12	4	0	0	0	0	0	0	0	0	0	0	0	0	0	48	33.8	25 to 35	83.3	16	33.3
16/07/2018	05:00	1	5	27	79	24	6	3	0	0	0	0	0	0	0	0	0	0	0	0	145	32.3	25 to 35	89.7	33	22.8
16/07/2018	06:00	2	15	70	229	44	3	2	0	0	0	0	0	0	0	0	0	0	0	0	365	29.9	25 to 35	94.0	49	13.4
16/07/2018	07:00	13	138	412	303	34	1	1	0	0	0	0	0	0	0	0	0	0	0	0	902	28.4	20 to 30	94.6	36	4.0
16/07/2018	08:00	86	206	313	202	16	0	0	0	0	0	0	0	0	0	0	0	0	0	0	823	27.4	20 to 30	87.6	16	1.9
16/07/2018	09:00	5	56	326	309	19	1	0	0	0	0	0	0	0	0	0	0	0	0	0	716	28.6	20 to 30	96.5	20	2.8
16/07/2018	10:00	1	42	276	247	29	2	0	0	0	0	0	0	0	0	0	0	0	0	0	597	28.8	20 to 30	94.6	31	5.2
16/07/2018	11:00	8	47	223	299	35	0	0	0	0	0	0	0	0	0	0	0	0	0	0	612	29	20 to 30	93.0	35	5.7
16/07/2018	12:00	23	38	183	246	19	1	0	0	0	0	0	0	0	0	0	0	0	0	0	510	28.9	20 to 30	91.6	20	3.9
16/07/2018	13:00	7	31	194	245	15	2	0	0	0	0	0	0	0	0	0	0	0	0	0	494	28.8	20 to 30	95.1	17	3.4
16/07/2018	14:00	9	43	219	193	18	1	0	0	0	0	0	0	0	0	0	0	0	0	0	483	28.6	20 to 30	94.2	19	3.9
16/07/2018	15:00	26	91	191	230	15	3	0	0	0	0	0	0	0	0	0	0	0	0	0	556	28.6	20 to 30	92.1	18	3.2
16/07/2018	16:00	2	46	224	240	43	1	0	0	0	0	0	0	0	0	0	0	0	0	0	556	29.2	20 to 30	91.7	44	7.9
16/07/2018	17:00	0	24	151	288	53	4	0	0	0	0	0	0	0	0	0	0	0	0	0	520	29.6	25 to 35	94.6	57	11.0
16/07/2018	18:00	7	23	116	230	33	2	0	1	0	0	0	0	0	0	0	0	0	0	0	412	29.4	25 to 35	92.0	36	8.7
16/07/2018	19:00	3	16	52	86	27	3	0	0	0	0	0	0	0	0	0	0	0	0	0	187	30.4	25 to 35	88.2	30	16.0
16/07/2018	20:00	2	4	31	79	14	3	0	0	0	0	0	0	0	0	0	0	0	0	0	133	29.8	25 to 35	93.2	17	12.8
16/07/2018	21:00	0	7	18	44	5	1	1	0	0	0	0	0	0	0	0	0	0	0	0	76	29.5	20 to 30	90.8	7	9.2
16/07/2018	22:00	1	1	8	39	9	1	1	0	0	0	0	0	0	0	0	0	0	0	0	60	31.1	25 to 35	93.3	11	18.3
16/07/2018	23:00	0	2	7	5	4	2	0	0	0	0	0	0	0	0	0	0	0	0	0	20	33.8	25 to 35	80.0	6	30.0
24 Hr Summary		197	838	3057	3634	478	47	8	1	0	1	0	0	0	0	0	0	0	0	0	8261	29	20 to 30	91.1	535	6.5

Incoming Direction Histogram

Norwich Road

from Thu-Jun-28-2018-12-00-PM to Thu-Jul-26-2018-11-59-AM

Date	Starting Hr:min	<15	15 to <20	20 to <25	25 to <30	30 to <35	35 to <40	40 to <45	45 to <50	50 to <55	55 to <60	60 to <65	65 to <70	70 to <75	75 to <80	80 to <85	85 to <90	90 to <95	95 to <100	100 to >105	Total Counts	85pct Speed	10mph Pace	% in pace	# of Speeders	% Speeders
17/07/2018	00:00	0	1	3	6	1	1	0	0	0	0	0	0	0	0	0	0	0	0	0	12	30	20 to 30	83.3	2	16.7
17/07/2018	01:00	0	1	4	2	1	0	0	0	0	0	0	0	0	0	0	0	0	0	0	8	30	20 to 30	87.5	1	12.5
17/07/2018	02:00	0	1	0	3	0	0	0	0	0	0	0	0	0	0	0	0	0	0	0	4	28.3	20 to 30	100.0	*	*
17/07/2018	03:00	0	1	2	4	0	0	0	0	0	0	0	0	0	0	0	0	0	0	0	7	28.8	20 to 30	100.0	*	*
17/07/2018	04:00	0	1	11	11	7	1	0	0	0	0	0	0	0	0	0	0	0	0	0	31	32.1	25 to 35	93.5	8	25.8
17/07/2018	05:00	3	4	14	69	35	3	0	0	0	0	0	0	0	0	0	0	0	0	0	128	32.7	25 to 35	92.2	38	29.7
17/07/2018	06:00	4	21	91	232	52	4	2	1	0	0	0	0	0	0	0	0	0	0	0	407	30	25 to 35	92.1	59	14.5
17/07/2018	07:00	19	133	450	283	25	0	2	0	0	0	0	0	0	0	0	0	0	0	0	912	28.1	20 to 30	95.0	27	3.0
17/07/2018	08:00	35	220	336	183	9	1	0	0	0	0	0	0	0	0	0	0	0	0	0	784	27	20 to 30	94.3	10	1.3
17/07/2018	09:00	3	46	308	348	34	0	0	0	0	0	0	0	0	0	0	0	0	0	0	739	28.9	20 to 30	95.0	34	4.6
17/07/2018	10:00	4	43	207	272	22	3	0	0	0	0	0	0	0	0	0	0	0	0	0	551	28.9	20 to 30	94.7	25	4.5
17/07/2018	11:00	2	40	212	255	25	0	0	0	0	0	0	0	0	0	0	0	0	0	0	534	28.9	20 to 30	94.9	25	4.7
17/07/2018	12:00	15	35	173	227	26	5	0	0	0	0	0	0	0	0	0	0	0	0	0	481	29.1	20 to 30	90.4	31	6.4
17/07/2018	13:00	9	28	144	271	22	0	0	0	0	0	0	0	0	0	0	0	0	0	0	474	29.1	20 to 30	93.5	22	4.6
17/07/2018	14:00	20	42	182	215	18	2	1	0	0	0	0	0	0	0	0	0	0	0	0	480	28.8	20 to 30	91.5	21	4.4
17/07/2018	15:00	8	56	205	214	18	3	0	0	1	0	0	0	0	0	0	0	0	0	0	505	28.7	20 to 30	94.1	22	4.4
17/07/2018	16:00	1	44	250	292	33	0	0	0	0	0	0	0	0	0	0	0	0	0	0	620	29	20 to 30	94.5	33	5.3
17/07/2018	17:00	7	36	188	301	29	3	0	0	0	0	0	0	0	0	0	0	0	0	0	564	29.1	20 to 30	93.1	32	5.7
17/07/2018	18:00	2	27	140	240	35	2	0	0	0	0	0	0	0	0	0	0	0	0	0	446	29.4	25 to 35	93.0	37	8.3
17/07/2018	19:00	2	7	45	106	24	2	1	0	0	0	0	0	0	0	0	0	0	0	0	187	30	25 to 35	93.6	27	14.4
17/07/2018	20:00	1	7	29	72	16	0	0	0	0	0	0	0	0	0	0	0	0	0	0	125	29.8	25 to 35	93.6	16	12.8
17/07/2018	21:00	3	4	26	52	6	1	1	0	0	0	0	0	0	0	0	0	0	0	0	93	29.4	25 to 35	90.3	8	8.6
17/07/2018	22:00	0	1	18	38	7	1	1	0	0	0	0	0	0	0	0	0	0	0	0	66	29.9	25 to 35	95.5	9	13.6
17/07/2018	23:00	0	2	4	12	4	0	0	0	0	0	0	0	0	0	0	0	0	0	0	22	31.2	25 to 35	90.9	4	18.2
24 Hr Summary		138	801	3042	3708	449	32	8	1	1	0	0	0	0	0	0	0	0	0	0	8180	29	20 to 30	92.3	491	6.0

Incoming Direction Histogram

Norwich Road

from Thu-Jun-28-2018-12-00-PM to Thu-Jul-26-2018-11-59-AM

Date	Starting Hr:min	<15	15 to <20	20 to <25	25 to <30	30 to <35	35 to <40	40 to <45	45 to <50	50 to <55	55 to <60	60 to <65	65 to <70	70 to <75	75 to <80	80 to <85	85 to <90	90 to <95	95 to <100	100 to >105	Total Counts	85pct Speed	10mph Pace	% in pace	# of Speeders	% Speeders
18/07/2018	00:00	0	1	4	13	3	2	0	0	0	0	1	0	0	0	0	0	0	0	0	24	33.3	25 to 35	83.3	6	25.0
18/07/2018	01:00	0	0	0	2	1	1	1	0	0	0	0	0	0	0	0	0	0	0	0	5	40	30 to 40	80.0	3	60.0
18/07/2018	02:00	0	1	1	3	1	0	0	0	0	0	0	0	0	0	0	0	0	0	0	6	30	20 to 30	83.3	1	16.7
18/07/2018	03:00	0	0	1	6	4	0	0	0	0	0	0	0	0	0	0	0	0	0	0	11	32.5	25 to 35	100.0	4	36.4
18/07/2018	04:00	0	1	7	12	11	2	1	1	0	0	0	0	0	0	0	0	0	0	0	35	34.5	25 to 35	85.7	15	42.9
18/07/2018	05:00	2	3	26	82	30	4	0	0	0	0	0	0	0	0	0	0	0	0	0	147	32	25 to 35	93.9	34	23.1
18/07/2018	06:00	3	10	81	247	55	6	0	0	0	0	0	0	0	0	0	0	0	0	0	402	30.1	25 to 35	95.3	61	15.2
18/07/2018	07:00	13	169	390	288	25	1	0	0	0	0	0	0	0	0	0	0	0	0	0	886	28.1	20 to 30	95.6	26	2.9
18/07/2018	08:00	46	237	367	188	10	0	0	0	0	0	0	0	0	0	0	0	0	0	0	848	26.9	20 to 30	93.4	10	1.2
18/07/2018	09:00	15	71	269	326	21	0	0	0	0	0	0	0	0	0	0	0	0	0	0	702	28.7	20 to 30	94.9	21	3.0
18/07/2018	10:00	2	36	227	314	25	1	1	0	0	0	0	0	0	0	0	0	0	0	0	606	29	20 to 30	95.2	27	4.5
18/07/2018	11:00	4	27	165	265	37	2	0	0	0	0	0	0	0	0	0	0	0	0	0	500	29.3	25 to 35	93.4	39	7.8
18/07/2018	12:00	6	23	170	259	26	2	0	0	0	0	0	0	0	0	0	0	0	0	0	486	29.1	25 to 35	93.6	28	5.8
18/07/2018	13:00	2	19	151	243	45	1	0	0	0	0	0	0	0	0	0	0	0	0	0	461	29.5	25 to 35	95.2	46	10.0
18/07/2018	14:00	2	48	207	233	15	1	0	0	0	0	0	0	0	0	0	0	0	0	0	506	28.7	20 to 30	96.4	16	3.2
18/07/2018	15:00	24	117	240	184	13	1	0	0	0	0	0	0	0	0	0	0	0	0	0	579	28	20 to 30	93.4	14	2.4
18/07/2018	16:00	2	73	247	243	23	0	0	0	0	0	0	0	0	0	0	0	0	0	0	588	28.7	20 to 30	95.7	23	3.9
18/07/2018	17:00	4	36	183	296	25	0	1	0	0	0	0	0	0	0	0	0	0	0	0	545	29.1	20 to 30	94.5	26	4.8
18/07/2018	18:00	1	33	144	275	42	4	1	0	0	0	0	0	0	0	0	0	0	0	0	500	29.5	25 to 35	92.2	47	9.4
18/07/2018	19:00	0	14	52	145	31	2	1	0	0	0	0	0	0	0	0	0	0	0	0	245	29.9	25 to 35	93.1	34	13.9
18/07/2018	20:00	1	5	35	73	23	2	0	1	0	0	0	0	0	0	0	0	0	0	0	140	31.1	25 to 35	93.6	26	18.6
18/07/2018	21:00	1	5	46	72	13	2	0	1	0	0	0	0	0	0	0	0	0	0	0	140	29.7	25 to 35	93.6	16	11.4
18/07/2018	22:00	1	3	21	32	8	1	0	0	0	0	0	0	0	0	0	0	0	0	0	66	29.8	25 to 35	92.4	9	13.6
18/07/2018	23:00	0	1	5	16	8	0	0	0	0	0	0	0	0	0	0	0	0	0	0	30	32.5	25 to 35	96.7	8	26.7
24 Hr Summary		129	933	3039	3817	495	35	6	3	0	0	1	0	0	0	0	0	0	0	0	8458	29	20 to 30	92.1	540	6.4



Incoming Direction Histogram

Norwich Road

from Thu-Jun-28-2018-12-00-PM to Thu-Jul-26-2018-11-59-AM

Date	Starting Hr:min	<15	15 to <20	20 to <25	25 to <30	30 to <35	35 to <40	40 to <45	45 to <50	50 to <55	55 to <60	60 to <65	65 to <70	70 to <75	75 to <80	80 to <85	85 to <90	90 to <95	95 to <100	100 to >105	Total Counts	85pct Speed	10mph Pace	% in pace	# of Speeders	% Speeders
19/07/2018	00:00	0	1	4	12	10	0	0	1	0	0	0	0	0	0	0	0	0	0	0	28	33.5	25 to 35	92.9	11	39.3
19/07/2018	01:00	0	0	0	7	1	1	0	0	0	0	0	0	0	0	0	0	0	0	0	9	35	30 to 40	100.0	2	22.2
19/07/2018	02:00	0	0	2	3	1	0	0	0	0	0	0	0	0	0	0	0	0	0	0	6	30	25 to 35	100.0	1	16.7
19/07/2018	03:00	0	0	2	3	1	1	0	0	0	0	0	0	0	0	0	0	0	0	0	7	35	25 to 35	85.7	2	28.6
19/07/2018	04:00	0	1	7	16	11	1	1	1	0	0	0	0	0	0	0	0	0	0	0	38	33.6	25 to 35	89.5	14	36.8
19/07/2018	05:00	0	5	30	84	22	6	1	0	0	0	0	0	0	0	0	0	0	0	0	148	31.6	25 to 35	91.9	29	19.6
19/07/2018	06:00	1	8	73	222	53	4	3	0	0	0	0	0	0	0	0	0	0	0	0	364	30.5	25 to 35	95.6	60	16.5
19/07/2018	07:00	41	151	415	273	32	0	0	0	0	0	0	0	0	0	0	0	0	0	0	912	28.1	20 to 30	92.0	32	3.5
19/07/2018	08:00	23	160	317	275	18	1	0	0	0	0	0	0	0	0	0	0	0	0	0	794	28.2	20 to 30	94.7	19	2.4
19/07/2018	09:00	4	49	345	333	18	1	0	0	0	0	0	0	0	0	0	0	0	0	0	750	28.6	20 to 30	96.9	19	2.5
19/07/2018	10:00	13	50	189	176	10	0	1	0	0	0	0	0	0	0	0	0	0	0	0	439	28.4	20 to 30	94.5	11	2.5
19/07/2018	11:00	0	19	193	242	19	1	0	0	0	0	0	0	0	0	0	0	0	0	0	474	28.9	20 to 30	95.8	20	4.2
19/07/2018	12:00	3	24	150	278	32	2	0	0	0	0	0	0	0	0	0	0	0	0	0	489	29.3	25 to 35	94.1	34	7.0
19/07/2018	13:00	7	32	166	232	27	2	0	1	0	0	0	0	0	0	0	0	0	0	0	467	29.1	20 to 30	92.1	30	6.4
19/07/2018	14:00	2	35	189	241	35	0	0	0	0	0	0	0	0	0	0	0	0	0	0	502	29.2	20 to 30	92.6	35	7.0
19/07/2018	15:00	8	76	249	232	15	1	0	0	0	0	0	0	0	0	0	0	0	0	0	581	28.5	20 to 30	95.9	16	2.8
19/07/2018	16:00	6	69	242	215	27	1	0	0	0	0	0	0	0	0	0	0	0	0	0	560	28.7	20 to 30	93.9	28	5.0
19/07/2018	17:00	26	62	237	218	23	2	0	0	0	0	0	0	0	0	0	0	0	0	0	568	28.6	20 to 30	91.0	25	4.4
19/07/2018	18:00	4	21	138	242	44	4	0	0	0	0	0	0	0	0	0	0	0	0	0	453	29.6	25 to 35	93.6	48	10.6
19/07/2018	19:00	4	12	67	125	21	3	1	0	0	0	0	0	0	0	0	0	0	0	0	233	29.6	25 to 35	91.4	25	10.7
19/07/2018	20:00	0	7	35	118	13	1	1	0	0	0	0	0	0	0	0	0	0	0	0	175	29.5	25 to 35	94.9	15	8.6
19/07/2018	21:00	2	9	28	53	5	1	0	0	0	0	0	0	0	0	0	0	0	0	0	98	29.2	20 to 30	91.8	6	6.1
19/07/2018	22:00	0	0	9	29	2	0	1	0	0	0	0	0	0	0	0	0	0	0	0	41	29.5	25 to 35	97.6	3	7.3
19/07/2018	23:00	1	1	6	10	2	2	0	0	0	0	0	0	0	0	0	0	0	0	0	22	32.5	25 to 35	81.8	4	18.2
24 Hr Summary		145	792	3093	3639	442	35	9	3	0	0	0	0	0	0	0	0	0	0	0	8158	29	20 to 30	92.2	489	6.0

Incoming Direction Histogram

Norwich Road

from Thu-Jun-28-2018-12-00-PM to Thu-Jul-26-2018-11-59-AM

Date	Starting Hr:min	<15	15 to <20	20 to <25	25 to <30	30 to <35	35 to <40	40 to <45	45 to <50	50 to <55	55 to <60	60 to <65	65 to <70	70 to <75	75 to <80	80 to <85	85 to <90	90 to <95	95 to <100	100 to >105	Total Counts	85pct Speed	10mph Pace	% in pace	# of Speeders	% Speeders
20/07/2018	00:00	0	1	3	7	1	0	0	0	0	0	0	0	0	0	0	0	0	0	0	12	29.3	20 to 30	91.7	1	8.3
20/07/2018	01:00	0	1	6	2	2	3	0	0	0	0	0	0	0	0	0	0	0	0	0	14	36.7	25 to 35	71.4	5	35.7
20/07/2018	02:00	0	0	1	4	1	0	0	0	0	0	0	0	0	0	0	0	0	0	0	6	30	25 to 35	100.0	1	16.7
20/07/2018	03:00	0	0	3	9	3	2	1	0	0	0	0	0	0	0	0	0	0	0	0	18	35	25 to 35	83.3	6	33.3
20/07/2018	04:00	1	2	4	14	5	1	1	0	0	0	0	0	0	0	0	0	0	0	0	28	33	25 to 35	82.1	7	25.0
20/07/2018	05:00	0	3	14	63	33	6	1	1	0	0	0	0	0	0	0	0	0	0	0	121	33.5	25 to 35	90.9	41	33.9
20/07/2018	06:00	0	2	73	231	56	7	1	1	0	0	0	0	0	0	0	0	0	0	0	371	30.8	25 to 35	97.0	65	17.5
20/07/2018	07:00	14	120	464	263	12	0	0	0	0	0	0	0	0	0	0	0	0	0	0	873	27.7	20 to 30	97.0	12	1.4
20/07/2018	08:00	23	106	318	306	34	1	0	0	0	0	0	0	0	0	0	0	0	0	0	788	28.6	20 to 30	92.6	35	4.4
20/07/2018	09:00	18	79	310	256	17	0	0	0	0	0	0	0	0	0	0	0	0	0	0	680	28.3	20 to 30	94.9	17	2.5
20/07/2018	10:00	5	50	294	262	20	1	0	0	0	0	0	0	0	0	0	0	0	0	0	632	28.6	20 to 30	95.9	21	3.3
20/07/2018	11:00	1	46	213	285	24	2	0	0	0	0	0	0	0	0	0	0	0	0	0	571	28.9	20 to 30	95.3	26	4.6
20/07/2018	12:00	6	33	219	294	19	1	0	0	0	0	0	0	0	0	0	0	0	0	0	572	28.9	20 to 30	95.5	20	3.5
20/07/2018	13:00	2	34	161	289	36	1	0	0	0	0	0	0	0	0	0	0	0	0	0	523	29.3	25 to 35	92.9	37	7.1
20/07/2018	14:00	4	58	217	258	36	0	0	0	0	0	0	0	0	0	0	0	0	0	0	573	29	20 to 30	93.0	36	6.3
20/07/2018	15:00	30	131	213	146	17	2	0	0	0	0	0	0	0	0	0	0	0	0	0	539	27.9	20 to 30	90.9	19	3.5
20/07/2018	16:00	1	29	200	300	31	1	0	0	0	0	0	0	0	0	0	0	0	0	0	562	29.1	25 to 35	94.5	32	5.7
20/07/2018	17:00	7	40	253	248	19	3	0	0	0	0	0	0	0	0	0	0	0	0	0	570	28.7	20 to 30	94.9	22	3.9
20/07/2018	18:00	3	51	188	241	40	2	0	0	0	0	0	0	0	0	0	0	0	0	0	525	29.2	20 to 30	91.4	42	8.0
20/07/2018	19:00	2	10	92	185	47	3	0	0	0	0	0	0	0	0	0	0	0	0	0	339	30	25 to 35	95.6	50	14.7
20/07/2018	20:00	0	6	46	126	36	4	0	0	0	0	0	0	0	0	0	0	0	0	0	218	31	25 to 35	95.4	40	18.3
20/07/2018	21:00	2	9	53	110	24	0	0	0	0	0	0	0	0	0	0	0	0	0	0	198	29.7	25 to 35	94.4	24	12.1
20/07/2018	22:00	1	4	30	67	14	5	1	0	0	0	0	0	0	0	0	0	0	0	0	122	30.7	25 to 35	91.0	20	16.4
20/07/2018	23:00	0	2	11	47	9	1	1	0	0	0	0	0	0	0	0	0	0	0	0	71	30	25 to 35	94.4	11	15.5
24 Hr Summary		120	817	3386	4013	536	46	6	2	0	0	0	0	0	0	0	0	0	0	0	8926	29.1	20 to 30	92.0	590	6.6

Incoming Direction Histogram

Norwich Road

from Thu-Jun-28-2018-12-00-PM to Thu-Jul-26-2018-11-59-AM

Date	Starting Hr:min	<15	15 to <20	20 to <25	25 to <30	30 to <35	35 to <40	40 to <45	45 to <50	50 to <55	55 to <60	60 to <65	65 to <70	70 to <75	75 to <80	80 to <85	85 to <90	90 to <95	95 to <100	100 to >105	Total Counts	85pct Speed	10mph Pace	% in pace	# of Speeders	% Speeders
21/07/2018	00:00	0	2	6	24	8	8	0	0	0	0	0	0	0	0	0	0	0	0	0	48	35.6	30 to 40	83.3	16	33.3
21/07/2018	01:00	0	0	6	17	9	3	0	0	0	0	0	0	0	0	0	0	0	0	0	35	33.9	25 to 35	91.4	12	34.3
21/07/2018	02:00	0	0	3	9	3	1	0	0	0	0	0	0	0	0	0	0	0	0	0	16	33.3	25 to 35	93.8	4	25.0
21/07/2018	03:00	0	0	0	3	5	0	0	1	0	0	0	0	0	0	0	0	0	0	0	9	35	25 to 35	88.9	6	66.7
21/07/2018	04:00	0	1	8	14	6	4	1	0	0	0	0	0	0	0	0	0	0	0	0	34	35	25 to 35	82.4	11	32.4
21/07/2018	05:00	0	5	10	38	15	4	0	2	0	0	0	0	0	0	0	0	0	0	0	74	33.3	25 to 35	85.1	21	28.4
21/07/2018	06:00	1	2	19	76	32	4	1	0	0	0	0	0	0	0	0	0	0	0	0	135	32.7	25 to 35	94.1	37	27.4
21/07/2018	07:00	1	7	49	206	50	5	1	2	0	0	0	0	0	0	0	0	0	0	0	321	31	25 to 35	95.0	58	18.1
21/07/2018	08:00	6	30	182	240	45	5	0	0	0	0	0	0	0	0	0	0	0	0	0	508	29.5	25 to 35	91.9	50	9.8
21/07/2018	09:00	2	48	291	303	22	1	0	0	0	0	0	0	0	0	0	0	0	0	0	667	28.7	20 to 30	96.3	23	3.4
21/07/2018	10:00	18	107	235	268	37	2	0	0	0	0	0	0	0	0	0	0	0	0	0	667	28.9	20 to 30	91.5	39	5.8
21/07/2018	11:00	4	54	243	302	35	2	1	0	0	0	0	0	0	0	0	0	0	0	0	641	29	20 to 30	93.4	38	5.9
21/07/2018	12:00	3	30	180	278	26	1	0	0	0	0	0	0	0	0	0	0	0	0	0	518	29.1	20 to 30	94.2	27	5.2
21/07/2018	13:00	2	26	225	274	26	4	0	0	0	0	0	0	0	0	0	0	0	0	0	557	29	20 to 30	94.3	30	5.4
21/07/2018	14:00	22	22	146	240	29	2	0	0	0	0	0	0	0	0	0	0	0	0	0	461	29.2	25 to 35	90.0	31	6.7
21/07/2018	15:00	0	19	116	195	34	1	1	1	0	0	0	0	0	0	0	0	0	0	0	367	29.5	25 to 35	94.0	37	10.1
21/07/2018	16:00	0	17	124	250	49	5	0	0	0	0	0	0	0	0	0	0	0	0	0	445	29.7	25 to 35	95.1	54	12.1
21/07/2018	17:00	1	8	97	265	53	1	0	0	0	0	0	0	0	0	0	0	0	0	0	425	29.8	25 to 35	97.6	54	12.7
21/07/2018	18:00	1	6	83	222	43	2	0	0	0	0	0	0	0	0	0	0	0	0	0	357	29.8	25 to 35	97.5	45	12.6
21/07/2018	19:00	1	8	59	201	49	4	0	0	0	0	0	0	0	0	0	0	0	0	0	322	30.5	25 to 35	96.0	53	16.5
21/07/2018	20:00	14	13	47	112	19	1	1	0	0	0	0	0	0	0	0	0	0	0	0	207	29.6	25 to 35	86.0	21	10.1
21/07/2018	21:00	1	7	70	108	17	2	0	1	0	0	0	0	0	0	0	0	0	0	0	206	29.5	25 to 35	94.7	20	9.7
21/07/2018	22:00	1	3	40	95	20	2	0	0	0	0	0	0	0	0	0	0	0	0	0	161	29.9	25 to 35	96.3	22	13.7
21/07/2018	23:00	0	1	21	70	18	1	1	0	0	0	0	0	0	0	0	0	0	0	0	112	30.8	25 to 35	97.3	20	17.9
24 Hr Summary		78	416	2260	3810	650	65	7	7	0	0	0	0	0	0	0	0	0	0	0	7293	29.5	25 to 35	92.1	729	10.0

Incoming Direction Histogram

Norwich Road

from Thu-Jun-28-2018-12-00-PM to Thu-Jul-26-2018-11-59-AM

Date	Starting Hr:min	<15	15 to <20	20 to <25	25 to <30	30 to <35	35 to <40	40 to <45	45 to <50	50 to <55	55 to <60	60 to <65	65 to <70	70 to <75	75 to <80	80 to <85	85 to <90	90 to <95	95 to <100	100 to >105	Total Counts	85pct Speed	10mph Pace	% in pace	# of Speeders	% Speeders
22/07/2018	00:00	0	2	12	39	8	4	0	0	0	0	0	0	0	0	0	0	0	0	0	65	31.2	25 to 35	90.8	12	18.5
22/07/2018	01:00	0	2	3	28	14	7	0	2	0	0	0	0	0	0	0	0	0	0	0	56	35.7	30 to 40	87.5	23	41.1
22/07/2018	02:00	1	0	3	12	5	1	0	0	0	0	0	0	0	0	0	0	0	0	0	22	33	25 to 35	90.9	6	27.3
22/07/2018	03:00	0	1	6	9	6	4	1	0	0	0	0	0	0	0	0	0	0	0	0	27	36.2	25 to 35	77.8	11	40.7
22/07/2018	04:00	0	0	5	11	11	7	0	0	0	0	0	0	0	0	0	0	0	0	0	34	36.4	30 to 40	85.3	18	52.9
22/07/2018	05:00	0	3	11	21	12	3	2	0	1	0	0	0	0	0	0	0	0	0	0	53	34.2	25 to 35	83.0	18	34.0
22/07/2018	06:00	3	2	17	64	13	2	1	0	0	0	0	0	0	0	0	0	0	0	0	102	30.4	25 to 35	92.2	16	15.7
22/07/2018	07:00	1	6	23	96	16	2	2	0	0	0	0	0	0	0	0	0	0	0	0	146	29.9	25 to 35	92.5	20	13.7
22/07/2018	08:00	3	4	53	124	28	2	0	0	0	0	0	0	0	0	0	0	0	0	0	214	29.9	25 to 35	95.8	30	14.0
22/07/2018	09:00	4	22	180	262	28	2	0	0	0	0	0	0	0	0	0	0	0	0	0	498	29.1	25 to 35	94.4	30	6.0
22/07/2018	10:00	6	51	265	323	28	0	0	0	0	0	0	0	0	0	0	0	0	0	0	673	28.9	20 to 30	94.9	28	4.2
22/07/2018	11:00	2	20	244	332	21	1	0	0	0	0	0	0	0	0	0	0	0	0	0	620	28.9	25 to 35	96.3	22	3.5
22/07/2018	12:00	1	22	181	296	47	3	0	1	0	0	0	0	0	0	0	0	0	0	0	551	29.5	25 to 35	95.1	51	9.3
22/07/2018	13:00	5	32	230	279	34	0	0	1	0	0	0	0	0	0	0	0	0	0	0	581	29.1	25 to 35	93.5	35	6.0
22/07/2018	14:00	2	14	127	250	49	1	0	0	0	0	0	0	0	0	0	0	0	0	0	443	29.7	25 to 35	96.2	50	11.3
22/07/2018	15:00	1	10	99	235	45	5	0	0	0	0	0	0	0	0	0	0	0	0	0	395	29.8	25 to 35	95.9	50	12.7
22/07/2018	16:00	1	13	81	214	50	2	1	0	0	0	0	0	0	0	0	0	0	0	0	362	30	25 to 35	95.3	53	14.6
22/07/2018	17:00	1	11	78	248	40	1	1	0	0	0	0	0	0	0	0	0	0	0	0	380	29.7	25 to 35	96.3	42	11.1
22/07/2018	18:00	1	13	89	192	36	2	0	0	0	0	0	0	0	0	0	0	0	0	0	333	29.7	25 to 35	95.2	38	11.4
22/07/2018	19:00	0	2	53	156	45	1	1	0	0	0	0	0	0	0	0	0	0	0	0	258	30.9	25 to 35	98.4	47	18.2
22/07/2018	20:00	1	2	46	121	20	3	2	0	0	0	0	0	0	0	0	0	0	0	0	195	29.8	25 to 35	95.9	25	12.8
22/07/2018	21:00	1	6	38	66	15	3	0	0	0	0	0	0	0	0	0	0	0	0	0	129	29.9	25 to 35	92.2	18	14.0
22/07/2018	22:00	0	0	13	35	6	0	1	1	1	0	0	0	0	0	0	0	0	0	0	57	30	25 to 35	94.7	9	15.8
22/07/2018	23:00	0	0	5	11	4	3	0	0	0	0	0	0	0	0	0	0	0	0	0	23	35	25 to 35	87.0	7	30.4
24 Hr Summary		34	238	1862	3424	581	59	12	5	2	0	0	0	0	0	0	0	0	0	0	6217	29.6	25 to 35	94.4	659	10.6

Incoming Direction Histogram

Norwich Road

from Thu-Jun-28-2018-12-00-PM to Thu-Jul-26-2018-11-59-AM

Date	Starting Hr:min	<15	15 to <20	20 to <25	25 to <30	30 to <35	35 to <40	40 to <45	45 to <50	50 to <55	55 to <60	60 to <65	65 to <70	70 to <75	75 to <80	80 to <85	85 to <90	90 to <95	95 to <100	100 to >105	Total Counts	85pct Speed	10mph Pace	% in pace	# of Speeders	% Speeders
23/07/2018	00:00	0	1	5	7	1	0	0	0	0	0	0	0	0	0	0	0	0	0	0	14	29.3	20 to 30	92.9	1	7.1
23/07/2018	01:00	0	1	5	6	0	0	0	0	0	0	0	0	0	0	0	0	0	0	0	12	28.3	20 to 30	100.0	*	*
23/07/2018	02:00	0	0	5	2	2	0	0	0	0	0	0	0	0	0	0	0	0	0	0	9	32.5	25 to 35	100.0	2	22.2
23/07/2018	03:00	0	0	2	4	3	0	0	0	0	0	0	0	0	0	0	0	0	0	0	9	33.3	25 to 35	100.0	3	33.3
23/07/2018	04:00	0	1	15	29	11	0	1	0	0	0	0	0	0	0	0	0	0	0	0	57	31.4	25 to 35	96.5	12	21.1
23/07/2018	05:00	1	2	28	75	38	4	0	0	0	0	0	0	0	0	0	0	0	0	0	148	32.6	25 to 35	95.3	42	28.4
23/07/2018	06:00	0	10	97	207	63	6	0	0	0	0	0	0	0	0	0	0	0	0	0	383	31	25 to 35	95.8	69	18.0
23/07/2018	07:00	25	155	441	246	23	0	0	0	0	0	0	0	0	0	0	0	0	0	0	890	27.7	20 to 30	94.6	23	2.6
23/07/2018	08:00	30	182	412	224	14	0	0	0	0	0	0	0	0	0	0	0	0	0	0	862	27.4	20 to 30	94.9	14	1.6
23/07/2018	09:00	27	97	373	203	13	0	0	0	0	0	0	0	0	0	0	0	0	0	0	713	27.7	20 to 30	94.4	13	1.8
23/07/2018	10:00	22	54	264	229	15	0	0	0	0	0	0	0	0	0	0	0	0	0	0	584	28.4	20 to 30	93.7	15	2.6
23/07/2018	11:00	4	34	206	234	37	1	0	0	0	0	0	0	0	0	0	0	0	0	0	516	29.2	25 to 35	92.4	38	7.4
23/07/2018	12:00	3	39	183	231	33	4	1	0	0	0	0	0	0	0	0	0	0	0	0	494	29.2	20 to 30	91.7	38	7.7
23/07/2018	13:00	0	30	167	220	27	1	0	0	0	0	0	0	0	0	0	0	0	0	0	445	29.1	20 to 30	93.7	28	6.3
23/07/2018	14:00	4	33	200	231	16	4	1	0	0	0	0	0	0	0	0	0	0	0	0	489	28.9	20 to 30	94.9	21	4.3
23/07/2018	15:00	17	101	217	197	14	0	0	0	0	0	0	0	0	0	0	0	0	0	0	546	28.3	20 to 30	94.3	14	2.6
23/07/2018	16:00	3	34	187	302	39	2	0	0	0	0	0	0	0	0	0	0	0	0	0	567	29.3	25 to 35	93.1	41	7.2
23/07/2018	17:00	1	23	178	275	42	8	0	0	0	0	0	0	0	0	0	0	0	0	0	527	29.5	25 to 35	93.9	50	9.5
23/07/2018	18:00	2	18	127	229	47	2	0	0	0	0	0	0	0	0	0	0	0	0	0	425	29.7	25 to 35	94.8	49	11.5
23/07/2018	19:00	0	15	63	154	40	8	0	0	0	0	0	0	0	0	0	0	0	0	0	280	30.8	25 to 35	91.8	48	17.1
23/07/2018	20:00	2	8	52	141	33	4	2	0	0	0	0	0	0	0	0	0	0	0	0	242	30.5	25 to 35	93.4	39	16.1
23/07/2018	21:00	1	5	42	73	14	1	1	0	0	0	0	0	0	0	0	0	0	0	0	137	29.7	25 to 35	94.2	16	11.7
23/07/2018	22:00	0	2	20	64	10	1	0	0	0	0	0	0	0	0	0	0	0	0	0	97	29.7	25 to 35	96.9	11	11.3
23/07/2018	23:00	1	4	8	18	5	0	0	0	1	0	0	0	0	0	0	0	0	0	0	37	30	25 to 35	83.8	6	16.2
24 Hr Summary		143	849	3297	3601	540	46	6	0	1	0	0	0	0	0	0	0	0	0	0	8483	29.1	20 to 30	91.3	593	7.0

Incoming Direction Histogram

Norwich Road

from Thu-Jun-28-2018-12-00-PM to Thu-Jul-26-2018-11-59-AM

Date	Starting Hr:min	<15	15 to <20	20 to <25	25 to <30	30 to <35	35 to <40	40 to <45	45 to <50	50 to <55	55 to <60	60 to <65	65 to <70	70 to <75	75 to <80	80 to <85	85 to <90	90 to <95	95 to <100	100 to >105	Total Counts	85pct Speed	10mph Pace	% in pace	# of Speeders	% Speeders
24/07/2018	00:00	0	0	3	5	4	2	0	1	0	0	0	0	0	0	0	0	0	0	0	15	37.5	25 to 35	80.0	7	46.7
24/07/2018	01:00	0	1	2	5	4	0	0	0	0	0	0	0	0	0	0	0	0	0	0	12	32.5	25 to 35	91.7	4	33.3
24/07/2018	02:00	0	2	4	5	3	1	0	0	0	0	0	0	0	0	0	0	0	0	0	15	33.3	25 to 35	80.0	4	26.7
24/07/2018	03:00	0	0	2	8	7	2	0	0	1	0	0	0	0	0	0	0	0	0	0	20	35	25 to 35	85.0	10	50.0
24/07/2018	04:00	0	2	6	15	8	1	1	0	0	0	0	0	0	0	0	0	0	0	0	33	33.1	25 to 35	87.9	10	30.3
24/07/2018	05:00	1	1	26	75	32	5	2	0	0	0	0	0	0	0	0	0	0	0	0	142	32.8	25 to 35	93.7	39	27.5
24/07/2018	06:00	0	10	79	235	50	5	0	0	1	1	0	0	0	0	0	0	0	0	0	381	30	25 to 35	95.5	57	15.0
24/07/2018	07:00	27	131	430	268	27	1	0	0	0	0	0	0	0	0	0	0	0	0	0	884	28	20 to 30	93.8	28	3.2
24/07/2018	08:00	20	240	380	199	11	1	0	0	0	0	0	0	0	0	0	0	0	0	0	851	27.1	20 to 30	96.2	12	1.4
24/07/2018	09:00	6	70	339	281	26	3	0	0	0	0	0	0	0	0	0	0	0	0	0	725	28.6	20 to 30	95.2	29	4.0
24/07/2018	10:00	2	47	242	295	17	3	0	0	0	0	0	0	0	0	0	0	0	0	0	606	28.8	20 to 30	96.4	20	3.3
24/07/2018	11:00	5	46	203	269	23	2	1	0	0	0	0	0	0	0	0	0	0	0	0	549	29	20 to 30	94.4	26	4.7
24/07/2018	12:00	0	32	177	252	22	1	1	0	0	0	0	0	0	0	0	0	0	0	0	485	29	20 to 30	95.1	24	4.9
24/07/2018	13:00	48	108	227	160	14	1	0	0	0	0	0	0	0	0	0	0	0	0	0	558	27.8	20 to 30	88.7	15	2.7
24/07/2018	14:00	5	52	216	240	21	0	0	0	0	0	0	0	0	0	0	0	0	0	0	534	28.8	20 to 30	95.1	21	3.9
24/07/2018	15:00	3	28	186	281	36	3	0	0	0	0	0	0	0	0	0	0	0	0	0	537	29.3	25 to 35	93.7	39	7.3
24/07/2018	16:00	3	29	195	293	31	2	0	0	0	0	0	0	0	0	0	0	0	0	0	553	29.1	25 to 35	93.9	33	6.0
24/07/2018	17:00	1	27	157	315	56	4	0	0	0	0	0	0	0	0	0	0	0	0	0	560	29.6	25 to 35	94.3	60	10.7
24/07/2018	18:00	0	25	112	274	51	3	1	0	0	0	0	0	0	0	0	0	0	0	0	466	29.7	25 to 35	93.8	55	11.8
24/07/2018	19:00	0	11	63	193	29	2	0	1	0	0	0	0	0	0	0	0	0	0	0	299	29.7	25 to 35	95.3	32	10.7
24/07/2018	20:00	1	4	36	126	36	6	0	0	1	0	0	0	0	0	0	0	0	0	0	210	31.5	25 to 35	94.3	43	20.5
24/07/2018	21:00	0	4	34	84	21	3	0	0	0	0	0	0	0	0	0	0	0	0	0	146	30.5	25 to 35	95.2	24	16.4
24/07/2018	22:00	3	2	27	56	19	2	1	0	0	0	0	0	0	0	0	0	0	0	0	110	31.6	25 to 35	92.7	22	20.0
24/07/2018	23:00	1	1	10	40	9	3	1	0	1	0	0	0	0	0	0	0	0	0	0	66	32.2	25 to 35	89.4	14	21.2
24 Hr Summary		126	873	3156	3974	557	56	8	2	4	1	0	0	0	0	0	0	0	0	0	8757	29.1	20 to 30	91.4	628	7.2

Incoming Direction Histogram

Norwich Road

from Thu-Jun-28-2018-12-00-PM to Thu-Jul-26-2018-11-59-AM

Date	Starting Hr:min	<15	15 to <20	20 to <25	25 to <30	30 to <35	35 to <40	40 to <45	45 to <50	50 to <55	55 to <60	60 to <65	65 to <70	70 to <75	75 to <80	80 to <85	85 to <90	90 to <95	95 to <100	100 to >105	Total Counts	85pct Speed	10mph Pace	% in pace	# of Speeders	% Speeders
25/07/2018	00:00	0	1	7	14	3	2	0	0	0	0	0	0	0	0	0	0	0	0	0	27	31.7	25 to 35	88.9	5	18.5
25/07/2018	01:00	0	0	3	11	0	1	1	0	0	0	0	0	0	0	0	0	0	0	0	16	30	20 to 30	87.5	2	12.5
25/07/2018	02:00	0	1	2	3	0	0	0	0	0	0	0	0	0	0	0	0	0	0	0	6	28.3	20 to 30	100.0	*	*
25/07/2018	03:00	0	2	3	9	0	3	1	0	0	0	0	0	0	0	0	0	0	0	0	18	36.7	20 to 30	77.8	4	22.2
25/07/2018	04:00	0	1	12	11	4	2	0	0	0	1	0	0	0	0	0	0	0	0	0	31	32.5	25 to 35	87.1	7	22.6
25/07/2018	05:00	1	4	22	66	40	4	4	0	0	0	0	0	0	0	0	0	0	0	0	141	33.4	25 to 35	90.8	48	34.0
25/07/2018	06:00	20	34	134	182	25	2	0	0	0	0	0	0	0	0	0	0	0	0	0	397	29.1	20 to 30	88.2	27	6.8
25/07/2018	07:00	151	143	161	58	2	1	0	0	0	0	0	0	0	0	0	0	0	0	0	516	24.5	15 to 25	79.8	3	0.6
25/07/2018	08:00	20	130	433	201	6	1	0	0	0	0	0	0	0	0	0	0	0	0	0	791	27.2	20 to 30	96.6	7	0.9
25/07/2018	09:00	8	113	379	141	4	1	0	0	0	0	0	0	0	0	0	0	0	0	0	646	26.7	20 to 30	98.0	5	0.8
25/07/2018	10:00	11	149	335	102	5	0	0	0	0	0	0	0	0	0	0	0	0	0	0	602	25.8	20 to 30	97.3	5	0.8
25/07/2018	11:00	11	50	304	167	9	0	0	0	0	0	0	0	0	0	0	0	0	0	0	541	27.8	20 to 30	96.3	9	1.7
25/07/2018	12:00	19	156	168	63	5	2	0	0	0	0	0	0	0	0	0	0	0	0	0	413	25.6	20 to 30	93.7	7	1.7
25/07/2018	13:00	40	202	100	15	1	0	0	0	0	0	0	0	0	0	0	0	0	0	0	358	23.1	15 to 25	94.7	1	0.3
25/07/2018	14:00	45	157	142	14	2	0	0	0	0	0	0	0	0	0	0	0	0	0	0	360	23.7	15 to 25	95.0	2	0.6
25/07/2018	15:00	9	153	153	30	4	0	0	0	0	0	0	0	0	0	0	0	0	0	0	349	24.4	20 to 30	96.3	4	1.1
25/07/2018	16:00	34	169	156	11	1	0	0	0	0	0	0	0	0	0	0	0	0	0	0	371	23.6	15 to 25	96.5	1	0.3
25/07/2018	17:00	41	160	130	9	0	0	0	0	0	0	0	0	0	0	0	0	0	0	0	340	23.4	15 to 25	96.8	*	*
25/07/2018	18:00	35	149	109	21	2	0	1	0	0	0	0	0	0	0	0	0	0	0	0	317	23.9	15 to 25	92.1	3	0.9
25/07/2018	19:00	21	101	72	26	5	2	1	0	0	0	0	0	0	0	0	0	0	0	0	228	25	20 to 30	87.3	8	3.5
25/07/2018	20:00	11	71	42	20	3	0	0	0	0	0	0	0	0	0	0	0	0	0	0	147	25.2	20 to 30	90.5	3	2.0
25/07/2018	21:00	19	60	35	12	1	0	1	0	0	0	0	0	0	0	0	0	0	0	0	128	24.3	15 to 25	88.3	2	1.6
25/07/2018	22:00	8	44	9	5	2	0	0	0	0	0	0	0	0	0	0	0	0	0	0	68	23.3	15 to 25	89.7	2	2.9
25/07/2018	23:00	3	12	11	6	1	1	0	0	0	0	0	0	0	0	0	0	0	0	0	34	27.5	20 to 30	85.3	2	5.9
24 Hr Summary		507	2062	2922	1197	125	22	9	0	0	1	0	0	0	0	0	0	0	0	0	6845	26.4	20 to 30	90.3	157	2.3

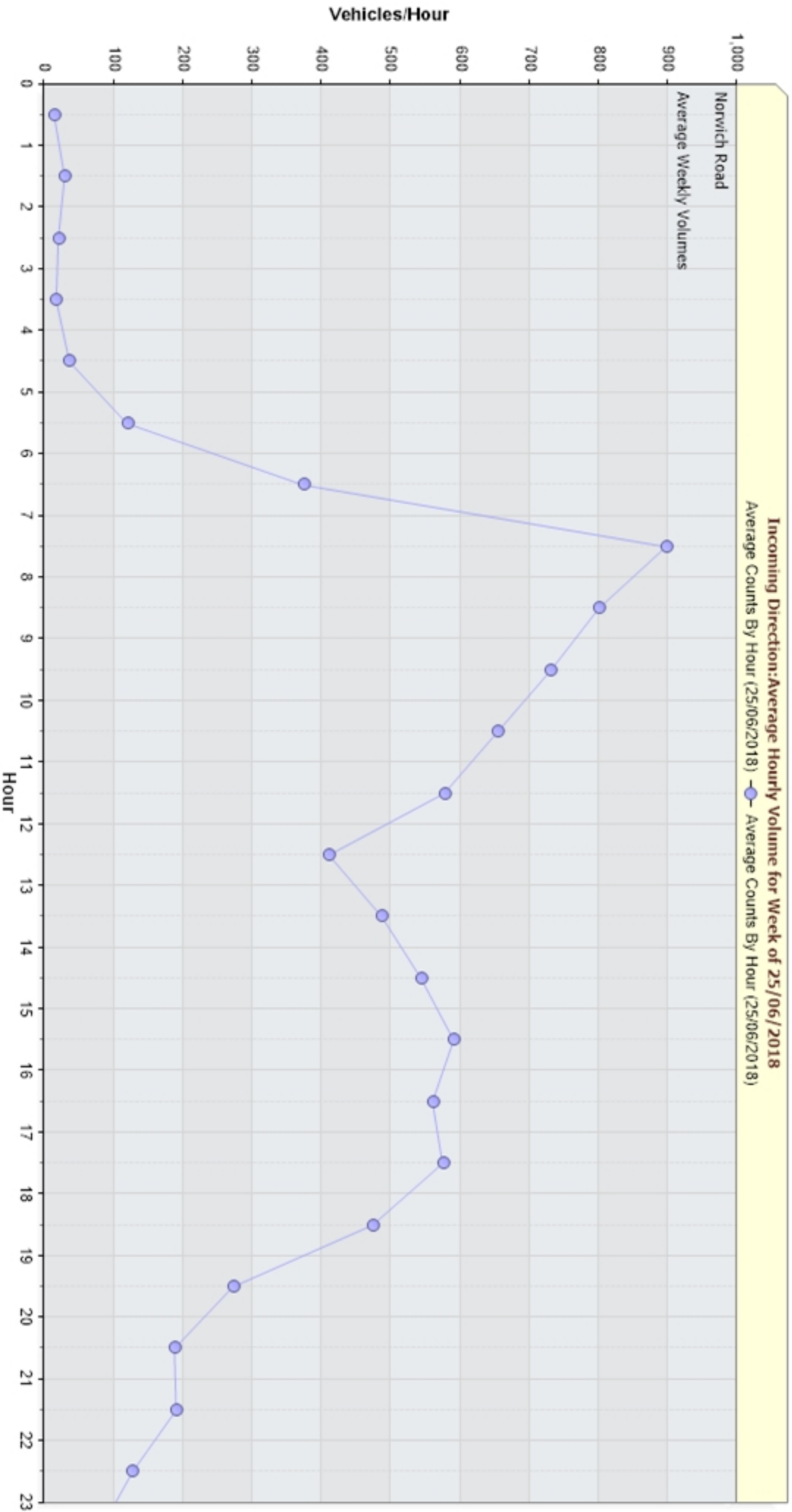
Incoming Direction Histogram

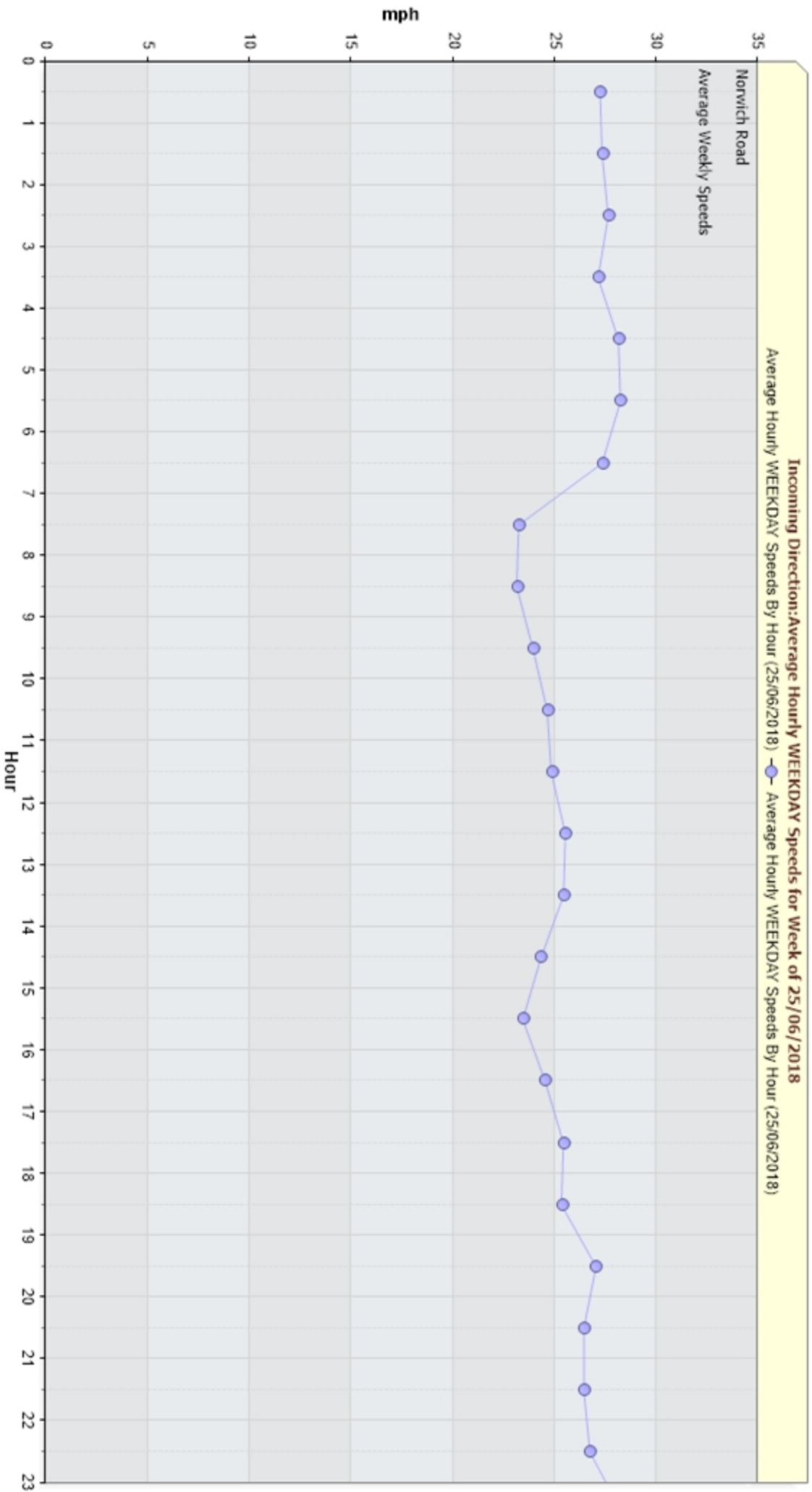
Norwich Road

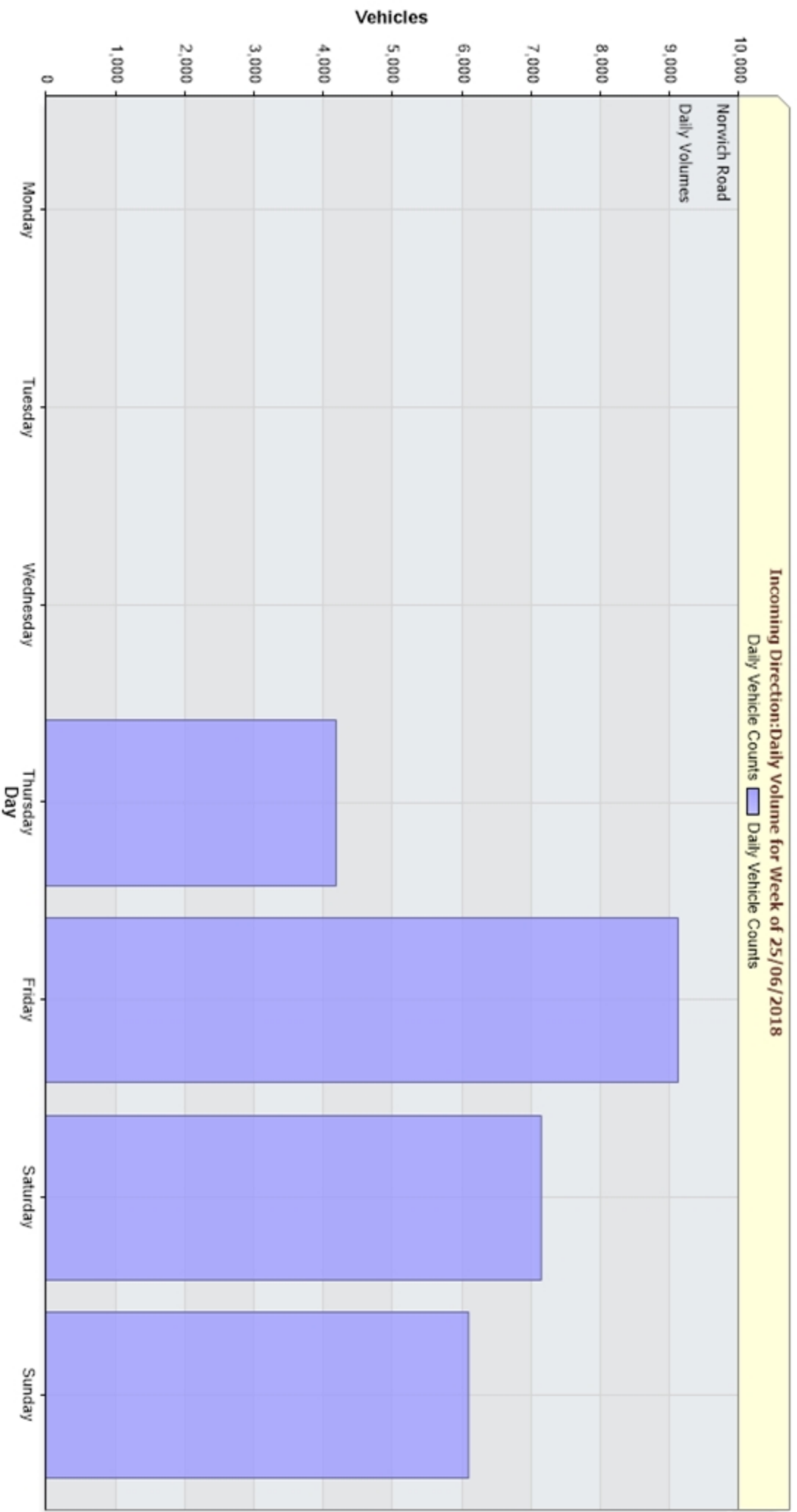
from Thu-Jun-28-2018-12-00-PM to Thu-Jul-26-2018-11-59-AM

Date	Starting Hr:min	<15	15 to <20	20 to <25	25 to <30	30 to <35	35 to <40	40 to <45	45 to <50	50 to <55	55 to <60	60 to <65	65 to <70	70 to <75	75 to <80	80 to <85	85 to <90	90 to <95	95 to <100	100 to >105	Total Counts	85pct Speed	10mph Pace	% in pace	# of Speeders	% Speeders	
26/07/2018	00:00	2	9	3	1	2	0	0	0	0	0	0	0	0	0	0	0	0	0	0	17	25	15 to 25	82.4	2	11.8	
26/07/2018	01:00	5	5	9	2	0	1	0	0	0	0	0	0	0	0	0	0	0	0	0	22	25	15 to 25	86.4	1	4.5	
26/07/2018	02:00	1	1	2	0	0	0	0	0	0	0	0	0	0	0	0	0	0	0	0	4	22.5	15 to 25	100.0	*	*	
26/07/2018	03:00	3	2	0	1	0	0	0	0	0	0	0	0	0	0	0	0	0	0	0	6	20	10 to 20	83.3	*	*	
26/07/2018	04:00	7	8	3	6	1	0	0	1	0	0	0	0	0	0	0	0	0	0	0	26	28.3	15 to 25	69.2	2	7.7	
26/07/2018	05:00	5	42	20	13	0	1	0	0	0	0	0	0	0	0	0	0	0	0	0	81	25.8	20 to 30	92.6	1	1.2	
26/07/2018	06:00	21	93	100	39	4	0	1	0	0	0	0	0	0	0	0	0	0	0	0	258	25.6	20 to 30	89.9	5	1.9	
26/07/2018	07:00	27	300	241	40	3	1	0	0	0	0	0	0	0	0	0	0	0	0	0	612	24	20 to 30	94.9	4	0.7	
26/07/2018	08:00	31	288	257	37	1	0	0	0	0	0	0	0	0	0	0	0	0	0	0	614	23.9	20 to 30	94.8	1	0.2	
26/07/2018	09:00	82	247	76	1	0	0	0	0	0	0	0	0	0	0	0	0	0	0	0	406	21.1	15 to 25	97.8	*	*	
26/07/2018	10:00	64	255	91	0	0	0	0	0	0	0	0	0	0	0	0	0	0	0	0	410	21.6	15 to 25	99.5	*	*	
26/07/2018	11:00	5	19	6	0	0	0	0	0	0	0	0	0	0	0	0	0	0	0	0	30	21.7	15 to 25	100.0	*	*	
26/07/2018	12:00	*	*	*	*	*	*	*	*	*	*	*	*	*	*	*	*	*	*	*	*	*	*	*	*	*	*
26/07/2018	13:00	*	*	*	*	*	*	*	*	*	*	*	*	*	*	*	*	*	*	*	*	*	*	*	*	*	*
26/07/2018	14:00	*	*	*	*	*	*	*	*	*	*	*	*	*	*	*	*	*	*	*	*	*	*	*	*	*	*
26/07/2018	15:00	*	*	*	*	*	*	*	*	*	*	*	*	*	*	*	*	*	*	*	*	*	*	*	*	*	*
26/07/2018	16:00	*	*	*	*	*	*	*	*	*	*	*	*	*	*	*	*	*	*	*	*	*	*	*	*	*	*
26/07/2018	17:00	*	*	*	*	*	*	*	*	*	*	*	*	*	*	*	*	*	*	*	*	*	*	*	*	*	*
26/07/2018	18:00	*	*	*	*	*	*	*	*	*	*	*	*	*	*	*	*	*	*	*	*	*	*	*	*	*	*
26/07/2018	19:00	*	*	*	*	*	*	*	*	*	*	*	*	*	*	*	*	*	*	*	*	*	*	*	*	*	*
26/07/2018	20:00	*	*	*	*	*	*	*	*	*	*	*	*	*	*	*	*	*	*	*	*	*	*	*	*	*	*
26/07/2018	21:00	*	*	*	*	*	*	*	*	*	*	*	*	*	*	*	*	*	*	*	*	*	*	*	*	*	*
26/07/2018	22:00	*	*	*	*	*	*	*	*	*	*	*	*	*	*	*	*	*	*	*	*	*	*	*	*	*	*
26/07/2018	23:00	*	*	*	*	*	*	*	*	*	*	*	*	*	*	*	*	*	*	*	*	*	*	*	*	*	*
24 Hr Summary		253	1269	808	140	11	3	1	1	0	0	0	0	0	0	0	0	0	0	0	2486	23.7	15 to 25	93.2	16	0.6	









10,000

9,000

8,000

7,000

6,000

5,000

4,000

3,000

2,000

1,000

0

Norwich Road  
Daily Volumes

Monday

Tuesday

Wednesday

Thursday  
Day

Friday

Saturday

Sunday

Vehicles