



PORINGLAND NEIGHBOURHOOD PLAN

Poringland Community Centre, Overtons Way, Poringland, Norfolk, NR14 7WB

Tel: 01508 492182 Email: poringlandneighbourhoodplan@gmail.com

<http://www.poringlandparishcouncil.gov.uk/neighbourhood-plan.html>

Qualifying Body: Poringland Parish Council

NOTICE OF MEETING AND SUMMONS TO ATTEND

You are hereby summoned to attend a meeting of Poringland Neighbourhood Plan Committee at 7pm on Wednesday 16th May 2018 at Poringland Community Centre.

The business to be transacted at the meeting is as follows:-

- 1. Election of Chairman**
- 2. Election of Vice Chairman**
- 3. Attendance and Apologies for Absence**
- 4. Declarations of interest for items on the agenda and applications for dispensations**

Members are invited to declare personal or pecuniary (prejudicial) interests in any items on the agenda. It is a requirement of the Parish Council (Code of Conduct) that declarations from a Member include the nature of the interest and whether it is pecuniary or an interest other than pecuniary. In the case of a pecuniary interest being declared and no dispensation being sought or approved, the member must disclose the interest and withdraw from the meeting when the item is discussed. If any Member has made a public comment and/or reached a predetermined view prior to attending a meeting it could invalidate the Council's decision, therefore the Member concerned cannot take part in any discussion and an interest must be recorded.
- 5. Minutes of the meeting held 18th April 2018**
- 6. Matters arising from the minutes**
- 7. Adjournment for public participation**
- 8. Headline feedback from survey results**
- 9. Presentation: Draft evidence for Poringland Neighbourhood Plan (M Thompson)**
- 10. Agree dates and format for public consultation on draft policies**
- 11. Any other Neighbourhood Planning matters the Committee wishes to discuss**
- 12. Date of next Neighbourhood Plan Committee meeting: Wednesday 20th June 2018, 7pm, Poringland Community Centre**

Dated the 10th May 2018 Clerk.....

**Minutes of the Meeting of the Neighbourhood Plan Committee
Wednesday 18th April 2018 7pm Poringland Community Centre**

Present: John Henson (Chairman)
John Joyce (Vice Chairman)
Charles Auger
John Hodgson
David Hewer
Tim Boucher
Carl Pitelin
Lisa Neal
Henry Gowman
Anne Barnes
Lorraine Matthews
Trevor Spruce
Rachel McCarthy (Assistant to Parish Clerk)
Stephanie Ayden (Project Officer)
Jason Parker (Consultant Parker Planning Services)

Also attended:

- 1. Apologies or Absence**
Apologies for absence were received and accepted from Sarah Lovelock
- 2. Declarations of interest for items on the agenda and applications for dispensations**
There were no declarations of interest.
- 3. Minutes of the meeting held 21st February 2018**
The minutes of the meeting held on 15th November 2017 were considered and agreed. Proposed by John Henson, seconded by John Joyce, all in favour.
- 4. Matters arising**
There were no matters arising.
- 5. Adjournment for public participation**
There were no public comments made.
- 6. Review of Vision Statement and Objectives**
Subject to a few minor amends, the vision statement was approved (proposed by Trevor Spruce and seconded David Hewer, all in favour) and the Objectives were approved (proposed by David Hewer and seconded by Lisa Neal, all in favour)
- 7. 'What is Evidence' presentation by Jason Parker**
A discussion followed, with the key point being that evidence gathered should lead to policy drafting, in that order. It was suggested, and accepted by the chairman that members of the committee be tasked with specific evidence gathering exercises. Further information to be circulated to the committee as soon as possible, but certainly in time for the next meeting. Examples and data will be presented at the next meeting.

JH/SA

JP

A timeline was requested showing what needs to be completed and when – that can augment the Project Plan. This was agreed and will be drafted by John Joyce and circulated by Stephanie Ayden.

JJ/SA

It was felt that the September 22nd and 25th dates currently held for the public consultation event on the policies may need to be pushed back – this will be reviewed at the next committee meeting. If no space is available at the Community Centre, then the Poringland Village Hall may be a good alternative.

The Village Fete on July 14th may be a good opportunity to gather evidence from the local community, and the High School results will also be a good resource.

SA

It was agreed to circulate the presentation to the Committee.

8. Community survey update

With a return rate currently of around 11%, it was agreed to give the survey another push to raise returns. Paper surveys will begin to be keyed in as soon as possible so data can be used for evidencing policy development.

SA

9. Any other Neighbourhood planning matters the committee wishes to discuss

There were no other matters to discuss

10. Date of next meeting:

Wednesday 17th May 2018, 7pm, Poringland Community Centre

There being no other business, the Chairman closed the meeting at 8:40pm.

CHAIRMAN

Poringland Neighbourhood Plan - Public Consultation Questionnaire - Closing date May 1st 2018






1. What kind of housing should be prioritised for building in Poringland, both in terms of size and style? Please indicate for each line whether you feel this is a high or low priority.

	High priority	Low priority	Response Total	
1 or 2 bedroom homes	66.1% (168)	33.9% (86)	254	
3 or 4 bedroom homes	63.1% (157)	36.9% (92)	249	
5+ bedroom homes	10.1% (25)	89.9% (222)	247	
Apartments/flats	30.5% (74)	69.5% (169)	243	
Bungalows	68.5% (174)	31.5% (80)	254	
Retirement homes	64.3% (162)	35.7% (90)	252	
Supported housing	52.3% (127)	47.7% (116)	243	
Detached housing	45.8% (110)	54.2% (130)	240	
Semi-detached housing	58.8% (143)	41.2% (100)	243	
Terrace housing	28.3% (68)	71.7% (172)	240	
Eco-friendly housing	73.3% (181)	26.7% (66)	247	
Affordable/social housing	59.9% (151)	40.1% (101)	252	
			answered	266
			skipped	5

2. What sort of alternative housing options do you think new development should offer?

	High Priority	Low Priority	Response Total
Private Rented	19.9% (47)	80.1% (189)	236
Shared Equity	53.8% (128)	46.2% (110)	238
Help to Buy	79.2% (202)	20.8% (53)	255
Leasehold	11.9% (28)	88.1% (208)	236
Affordable Rent	68.8% (172)	31.2% (78)	250
Low Cost Housing	65.0% (160)	35.0% (86)	246
		answered	263
		skipped	8

3. What scale of development on individual sites would you prefer to see in Poringland? Please just tick one box

		Response Percent	Response Total					
1	In-fill only (up to five houses per site) 	34.33%	92					
2	In-fill/small scale (up to 20 houses per site) 	29.85%	80					
3	A mix of sizes of development (20 to 50 houses per site) 	21.64%	58					
4	Larger developments (upwards of 50 houses per site) 	1.12%	3					
5	Other (please specify): 	13.06%	35					
Analysis	Mean:	2.29	Std. Deviation:	1.3	Satisfaction Rate:	32.18	answered	268
	Variance:	1.7	Std. Error:	0.08			skipped	3

4. To what extent do you agree or disagree with the following statements? Please tick one box per statement

	Strongly agree	Agree	Neutral	Disagree	Strongly disagree	Response Total
Future development in Poringland should include provision for new green spaces that can be easily accessed by everyone	81.8% (220)	13.8% (37)	4.1% (11)	0.0% (0)	0.4% (1)	269
Future developments in Poringland should protect and enhance existing wildlife habitats	84.0% (226)	10.0% (27)	5.6% (15)	0.4% (1)	0.0% (0)	269
Future development in Poringland should protect existing landscape features such as trees/hedgerows and rural footpaths	89.5% (238)	7.5% (20)	2.6% (7)	0.4% (1)	0.0% (0)	266
Future development in Poringland should include space for allotments/community gardens	49.1% (131)	22.5% (60)	24.3% (65)	3.4% (9)	0.7% (2)	267
Where there are currently no street lights the resulting 'dark skies' should be preserved	49.8% (133)	18.7% (50)	21.0% (56)	6.0% (16)	4.5% (12)	267
					answered	270
					skipped	1






5. To what extent are you concerned about the following aspects of future housing development in Poringland? There is a comments/other box at the end of the next question where you are welcome to add any concerns you may have that aren't listed

	Very concerned	Quite concerned	Neutral	Quite unconcerned	No concerns at all	Response Total
Scale of development	73.8% (197)	18.4% (49)	6.0% (16)	0.4% (1)	1.5% (4)	267
Density of development inconsistent with the village	74.6% (200)	18.7% (50)	5.2% (14)	0.4% (1)	1.1% (3)	268
Developments not matching the character of Poringland	56.0% (149)	23.3% (62)	16.5% (44)	2.3% (6)	1.9% (5)	266
Parking provision	54.2% (143)	28.0% (74)	15.2% (40)	1.9% (5)	0.8% (2)	264
Negative impact on rural character of village and surrounding areas	66.3% (177)	23.2% (62)	7.1% (19)	2.6% (7)	0.7% (2)	267
Impact on existing services (eg schools)	83.9% (224)	11.6% (31)	3.0% (8)	0.4% (1)	1.1% (3)	267
Provision of adequate new local facilities	71.5% (188)	22.8% (60)	4.2% (11)	0.8% (2)	0.8% (2)	263
Increased volume of traffic	88.4% (236)	10.1% (27)	1.1% (3)	0.0% (0)	0.4% (1)	267

5. To what extent are you concerned about the following aspects of future housing development in Poringland? There is a comments/other box at the end of the next question where you are welcome to add any concerns you may have that aren't listed

	Very concerned	Quite concerned	Neutral	Quite unconcerned	No concerns at all	Response Total
Loss/reduction of green corridor between village and Norwich/Trowse	77.0% (204)	12.8% (34)	7.9% (21)	1.1% (3)	1.1% (3)	265
Loss/reduction of 'dark skies' with increased street lighting	42.9% (114)	28.2% (75)	20.7% (55)	3.8% (10)	4.5% (12)	266
					answered	270
					skipped	1

6. What should influence the location of housing? Please tick all that you feel appropriate

		Response Percent	Response Total
1	Minimise traffic through the centre of the village		78.49% 208
2	Minimise traffic through existing housing areas		60.75% 161
3	Direct access onto the B1332 Bungay/Norwich road through the village		36.60% 97
4	Easy access on foot/bike to existing facilities such as shops, services and schools		62.26% 165
5	Other (please specify):		8.30% 22
Analysis	Mean:	6	Std. Deviation: 5.94
	Variance:	35.28	Std. Error: 0.36
			Satisfaction Rate: 88.49
			answered 265
			skipped 6



7. If there were to be large scale development, to what extent do you agree with the following broad locations?

	Strongly agree	Agree	Neither agree nor disagree	Disagree	Strongly disagree	Response Total
North, towards Norwich	13.4% (34)	18.1% (46)	13.0% (33)	14.2% (36)	41.3% (105)	254
South, towards Brooke	9.2% (23)	14.4% (36)	16.8% (42)	19.6% (49)	40.0% (100)	250
East towards Framingham Earl	6.4% (16)	10.4% (26)	23.1% (58)	16.3% (41)	43.8% (110)	251
West towards Stoke/Shotesham	11.6% (29)	17.2% (43)	18.8% (47)	15.6% (39)	36.8% (92)	250
					answered	266
					skipped	5

8. How important do you think it is to create more and varied employment opportunities in Poringland within the following categories?

	Very Important	Important	Neutral	Not very important	Unimportant	Response Total
Micro businesses (less than ten employees)	33.7% (89)	42.0% (111)	15.9% (42)	4.2% (11)	4.2% (11)	264
Small businesses (less than 50 employees)	19.8% (51)	36.8% (95)	21.3% (55)	10.1% (26)	12.0% (31)	258
Medium sized businesses (less than 250 employees)	3.2% (8)	12.7% (32)	20.6% (52)	24.6% (62)	38.9% (98)	252
Large businesses (more than 250 employees)	3.6% (9)	2.4% (6)	16.8% (42)	22.4% (56)	54.8% (137)	250
					answered	268
					skipped	3

9. If there is to be more land set aside for business development, such as a small business park, should it be integral to new housing sites or elsewhere? Please just tick one box

						Response Percent	Response Total	
1	Integral to any new housing sites					37.65%	93	
2	Elsewhere (please use the comment box below)					62.35%	154	
Analysis	Mean:	1.62	Std. Deviation:	0.48	Satisfaction Rate:	62.35	answered	247
	Variance:	0.23	Std. Error:	0.03			skipped	24

10. In making provision for new employment opportunities locally, what issues may be a concern for you?

	Very concerned	Concerned	Neutral	Not at all concerned	Response Total	
Adequate parking for staff/visitors/customers	56.6% (145)	32.0% (82)	9.4% (24)	2.0% (5)	256	
Scale of development relative to nearby housing/countryside	63.2% (165)	29.5% (77)	6.1% (16)	1.1% (3)	261	
Noise/Disturbance	63.5% (165)	28.8% (75)	6.5% (17)	1.2% (3)	260	
Type of business (manufacturing, retail, light industrial etc)	46.5% (120)	28.3% (73)	22.1% (57)	3.1% (8)	258	
Hours of operation (impact of traffic/noise for people living nearby)	58.9% (152)	29.1% (75)	11.6% (30)	0.4% (1)	258	
Broadband speed/mobile signal	46.5% (118)	27.6% (70)	19.7% (50)	6.3% (16)	254	
					answered	266
					skipped	5







11. Overall, what's your main way of getting to where you need to be?

	Private car, van or motorbike	Bus	Bicycle	Walking	Response Total
Within the village	34.1% (90)	2.7% (7)	3.0% (8)	60.2% (159)	264
To or from here	85.1% (223)	13.0% (34)	0.8% (2)	1.1% (3)	262
				answered	267
				skipped	4







12. How important might the following transport improvements be to you as Poringland develops?

	Very important	Quite important	Neutral	Quite unimportant	Unimportant	Response Total
Reduced speed limits on through routes	39.1% (102)	24.1% (63)	21.8% (57)	6.1% (16)	8.8% (23)	261
Measures to slow down traffic through new residential areas	43.1% (113)	28.2% (74)	17.2% (45)	4.2% (11)	7.3% (19)	262
Better parking management/enforcement around schools	63.4% (168)	23.0% (61)	11.3% (30)	0.8% (2)	1.5% (4)	265
Better parking management/enforcement around shops	33.0% (87)	33.3% (88)	27.3% (72)	3.4% (9)	3.0% (8)	264
More pedestrian crossings in the village	29.1% (77)	24.5% (65)	32.8% (87)	4.9% (13)	8.7% (23)	265
More designated footpath/cycle lanes in the village	20.2% (53)	22.8% (60)	29.7% (78)	8.7% (23)	18.6% (49)	263
A designated cycle way to Norwich	28.8% (74)	23.0% (59)	21.8% (56)	6.6% (17)	19.8% (51)	257
More street lighting	8.3% (22)	11.0% (29)	36.0% (95)	12.9% (34)	31.8% (84)	264
Improved bus service	31.8% (83)	29.9% (78)	29.1% (76)	3.4% (9)	5.7% (15)	261
Better highway (road and path) maintenance	69.9% (186)	23.3% (62)	5.6% (15)	0.0% (0)	1.1% (3)	266
					answered	269
					skipped	2






13. How often do you use the local bus service from Poringland

						Response Percent	Response Total	
1	Most days					5.66%	15	
2	1-2 times a week					21.13%	56	
3	2-3 times a month					12.08%	32	
4	Once a month					13.96%	37	
5	Less than once a month					28.30%	75	
6	Never					18.87%	50	
Analysis	Mean:	3.95	Std. Deviation:	1.58	Satisfaction Rate:	58.94	answered	265
	Variance:	2.51	Std. Error:	0.1			skipped	6






14. What would encourage you to use the local buses more often? Please tick all that apply

						Response Percent	Response Total	
1	Greater frequency of daytime services					14.52%	35	
2	Greater frequency of evening/late night services					55.60%	134	
3	Greater coverage across the village					9.13%	22	
4	Greater frequency of weekend services					31.12%	75	
5	Lower cost of fares					40.25%	97	
6	Nothing, I don't intend to use the bus					15.35%	37	
Analysis	Mean:	5.71	Std. Deviation:	3.56	Satisfaction Rate:	81	answered	241
	Variance:	12.67	Std. Error:	0.23			skipped	30

15. What would encourage you to walk or cycle more often rather than drive within the village? Tick all that apply - and feel free to make your own suggestions!

						Response Percent	Response Total
1	Less traffic					39.27%	86
2	Lower traffic speeds					29.22%	64
3	More secure cycle parking					13.24%	29
4	More benches (near to bus stops and shops)					21.46%	47
5	A maintained network of paths (for cycles and pedestrians) connecting the village and nearby locations					55.71%	122

15. What would encourage you to walk or cycle more often rather than drive within the village? Tick all that apply - and feel free to make your own suggestions!

						Response Percent	Response Total	
6	Additional controlled crossing points					23.74%	52	
7	Wider footpaths and cycle ways					30.14%	66	
8	Better street lighting on pathways and cycle ways					17.35%	38	
9	Improved safety measures for cyclists and pedestrians					33.33%	73	
10	Other (please specify):					9.13%	20	
Analysis	Mean:	13.85	Std. Deviation:	15.17	Satisfaction Rate:	123.64	answered	219
	Variance:	230.01	Std. Error:	1.02			skipped	52






16. The following have all been suggested as positive additions to what is currently available here. Please indicate whether you agree with these options by ticking one box for each line

	Strongly agree	Agree	Neutral	Disagree	Strongly disagree	Response Total	
Leisure centre (similar to Long Stratton or Wymondham)	36.3% (91)	26.7% (67)	23.1% (58)	8.0% (20)	6.0% (15)	251	
Public swimming pool and gym (similar to Bungay's facility)	41.2% (106)	24.9% (64)	23.0% (59)	5.8% (15)	5.1% (13)	257	
More retail outlets/small shopping mall	14.0% (36)	26.5% (68)	28.8% (74)	16.7% (43)	14.0% (36)	257	
More places to eat out	11.8% (30)	23.2% (59)	35.0% (89)	20.5% (52)	9.4% (24)	254	
Banking facilities	34.1% (89)	31.0% (81)	25.3% (66)	5.4% (14)	4.2% (11)	261	
Evening youth club	20.4% (51)	33.6% (84)	36.0% (90)	5.6% (14)	4.4% (11)	250	
Additional childcare facilities	16.7% (41)	29.8% (73)	45.7% (112)	4.9% (12)	2.9% (7)	245	
Better park/play/sport facilities for older children	30.8% (77)	34.8% (87)	28.8% (72)	4.4% (11)	1.2% (3)	250	
Allotments/community gardens	24.8% (63)	30.3% (77)	35.8% (91)	7.1% (18)	2.0% (5)	254	
						answered	267
						skipped	4

17. Do you agree that the following existing facilities or services should be expanded/improved as Poringland continues to grow? You can use the comment box for any comments or other suggestions.

	Strongly agree	Agree	Neutral	Disagree	Strongly disagree	Response Total
Medical facilities	67.2% (176)	26.0% (68)	5.3% (14)	0.8% (2)	0.8% (2)	262
Pre-school/after school/holiday school club provision	27.8% (69)	30.6% (76)	38.3% (95)	2.0% (5)	1.2% (3)	248
Primary school	47.6% (120)	23.8% (60)	25.4% (64)	2.0% (5)	1.2% (3)	252
Secondary school	41.8% (104)	27.3% (68)	27.7% (69)	1.6% (4)	1.6% (4)	249
Play areas - younger children	22.7% (56)	33.6% (83)	36.8% (91)	5.3% (13)	1.6% (4)	247
Residential care home / improved supported and specialist housing services	38.6% (100)	34.4% (89)	25.5% (66)	0.4% (1)	1.2% (3)	259
Religious provision	5.6% (14)	5.6% (14)	63.7% (160)	12.4% (31)	12.7% (32)	251
Recreational/sporting/outdoor activities for all ages	36.9% (93)	35.7% (90)	24.2% (61)	2.4% (6)	0.8% (2)	252
Better broadband provision	54.3% (138)	27.6% (70)	16.1% (41)	1.2% (3)	0.8% (2)	254
Better mobile signal coverage	49.0% (125)	29.0% (74)	18.4% (47)	2.7% (7)	0.8% (2)	255
Shopping facilities	18.3% (46)	35.3% (89)	37.7% (95)	5.2% (13)	3.6% (9)	252
Pharmacy	45.9% (117)	28.6% (73)	21.2% (54)	2.7% (7)	1.6% (4)	255
Local employment opportunities	21.5% (55)	43.4% (111)	29.3% (75)	3.5% (9)	2.3% (6)	256
Facilities for teenagers	31.4% (80)	36.5% (93)	27.5% (70)	2.4% (6)	2.4% (6)	255
					answered	268
					skipped	3




18. Please indicate how satisfied are you with the current level of accessibility to the immediate countryside surrounding Poringland

		Response Percent	Response Total
1	Very satisfied	 26.52%	70
2	Quite satisfied	 48.48%	128
3	Neutral	 14.77%	39
4	Dissatisfied	 7.95%	21
5	Very dissatisfied	 2.27%	6
		answered	264











18. Please indicate how satisfied are you with the current level of accessibility to the immediate countryside surrounding Poringland

						Response Percent	Response Total	
Analysis	Mean:	2.11	Std. Deviation:	0.96	Satisfaction Rate:	27.75	skipped	7
	Variance:	0.92	Std. Error:	0.06				






19. Please indicate how concerned are you by flooding and drainage matters within the village

						Response Percent	Response Total	
1	Very Concerned					43.35%	114	
2	Quite concerned					33.46%	88	
3	Unconcerned					23.19%	61	
Analysis	Mean:	1.8	Std. Deviation:	0.79	Satisfaction Rate:	39.92	answered	263
	Variance:	0.62	Std. Error:	0.05			skipped	8






20. And finally, how do you feel about living in an area earmarked for further development? Are you broadly positive about it and the opportunities and change it will bring, or do you feel this area is at risk of being over developed and may lose its character. We have a rating scale here of 1 - 10, with 1 being VERY CONCERNED about future development and the changes it will bring, through to 10 being VERY POSITIVE about the prospect of the village being developed and the opportunities that could become available to people living here. There is a broad 'middle ground' to tick if you feel there are both positives and negatives to the village growing.

						Response Percent	Response Total	
1	1 (against development)					45.15%	121	
2	2					8.21%	22	
3	3					11.57%	31	
4	4					8.58%	23	
5	5					6.72%	18	
6	6					10.07%	27	
7	7					2.61%	7	
8	8					4.10%	11	
9	9					0.37%	1	
10	10 (for development)					2.61%	7	
Analysis	Mean:	3.05	Std. Deviation:	2.45	Satisfaction Rate:	22.8	answered	268
	Variance:	6	Std. Error:	0.15			skipped	3

21. Whereabouts do you live?

		Response Percent	Response Total
1	Poringland		94.01% 251
2	Framingham Earl		2.25% 6
3	Framingham Pigot		0.00% 0
4	Caistor St Edmunds		0.75% 2
5	Stoke Holy Cross		1.50% 4
6	Bixley/Arminghall		0.00% 0
7	Other (please specify):		1.50% 4
Analysis		Mean: 1.19 Std. Deviation: 0.91 Satisfaction Rate: 3.25	answered 267
		Variance: 0.83 Std. Error: 0.06	skipped 4

22. PLEASE ONLY ANSWER THIS QUESTION IF YOU DO NOT LIVE IN PORINGLAND. As someone living outside of the village, what do you use Poringland for? Please tick all that apply.

		Response Percent	Response Total
1	Work		7.14% 1
2	Leisure		78.57% 11
3	Shopping		71.43% 10
4	Socialising		85.71% 12
5	Other (please specify):		21.43% 3
Analysis		Mean: 8.29 Std. Deviation: 8.54 Satisfaction Rate: 141.07	answered 14
		Variance: 72.85 Std. Error: 2.28	skipped 257

23. Please enter your name and contact details here only if you would like to be entered into the Prize Draw.

		Response Percent	Response Total
1	Name:	100.00%	66
2	Address:	98.48%	65
3	Contact phone number:	92.42%	61
4	Email:	96.97%	64
		answered	66
		skipped	205