

For Project: Devlin Drive
 Project Notes:
 Location/Name: Incoming Direction
 Report Generated: 24/09/2021 10:37
 Speed Intervals: 5 mph
 Time Intervals: Instant
 Traffic Report From: 10/01/2019 12:00:00 through 07/02/2019 13:59:59
 85th Percentile Speed: 19.7 mph
 85th Percentile Vehicles: 21261
 Max Speed: 45 mph on 12/01/2019 13:25:00
 Total Vehicles: 25013
 AADT: 890

Volumes - weekly counts

Time	5 Day	7 Day
Average Daily	896	866
AM Peak 11:00	40	47
PM Peak 05:00	149	125

Speed

Speed Limit: 20
 85th Percentile Speed: 19.7
 Average Speed: 16.3

	Monday	Tuesday	Wednesday	Thursday	Friday	Saturday	Sunday
Count over limit	400	440	405	490	456	388	343
% over limit	11.1	11.7	10.9	13.1	11.7	11.1	12.1
Avg Speeder	23.1	23.1	23.1	23.1	22.9	23.1	23.1

Day/Time Ending	85th pctl (mph)	85th pctl cnts	Total Cnts	Max Speed	Avg Speeder	% Speeders
10/01/2019 01:00:00 PM	22.0	36	42	25	22.5	23.8%
10/01/2019 02:00:00 PM	20.0	61	72	30	24.3	15.3%
10/01/2019 03:00:00 PM	21.0	25	29	25	22.5	17.2%
10/01/2019 04:00:00 PM	19.8	66	78	30	23.5	12.8%
10/01/2019 05:00:00 PM	19.9	68	80	35	23.4	13.8%
10/01/2019 06:00:00 PM	19.7	117	138	35	23.4	11.6%
10/01/2019 07:00:00 PM	21.5	96	113	30	23.2	20.4%
10/01/2019 08:00:00 PM	21.5	53	62	30	23.3	19.4%
10/01/2019 09:00:00 PM	21.4	47	55	25	22.5	20.0%
10/01/2019 10:00:00 PM	22.9	21	25	30	23.1	32.0%
10/01/2019 11:00:00 PM	23.8	19	22	30	24.2	27.3%
11/01/2019 12:00:00 AM	23.3	8	9	25	22.5	33.3%
11/01/2019 01:00:00 AM	18.3	4	5	20	0.0	0.0%
11/01/2019 02:00:00 AM	0.0	0	0	0	0.0	0.0%
11/01/2019 03:00:00 AM	20.0	2	2	20	0.0	0.0%
11/01/2019 04:00:00 AM	0.0	0	0	0	0.0	0.0%
11/01/2019 05:00:00 AM	0.0	0	0	0	0.0	0.0%
11/01/2019 06:00:00 AM	0.0	0	0	0	0.0	0.0%
11/01/2019 07:00:00 AM	20.0	8	9	25	22.5	11.1%
11/01/2019 08:00:00 AM	22.0	18	21	25	22.5	23.8%
11/01/2019 09:00:00 AM	21.0	21	25	25	22.5	20.0%
11/01/2019 10:00:00 AM	19.6	26	31	30	23.8	12.9%
11/01/2019 11:00:00 AM	19.4	32	38	30	23.8	10.5%
11/01/2019 12:00:00 PM	19.3	21	25	25	22.5	8.0%
11/01/2019 01:00:00 PM	20.7	42	49	30	23.1	16.3%
11/01/2019 02:00:00 PM	18.9	57	67	25	22.5	4.5%
11/01/2019 03:00:00 PM	19.6	39	46	25	22.5	10.9%
11/01/2019 04:00:00 PM	20.5	65	77	35	23.7	16.9%
11/01/2019 05:00:00 PM	19.6	99	117	30	22.9	11.1%
11/01/2019 06:00:00 PM	19.6	138	162	25	22.5	11.1%
11/01/2019 07:00:00 PM	20.0	94	110	30	23.4	14.5%
11/01/2019 08:00:00 PM	20.0	52	61	30	23.6	14.8%
11/01/2019 09:00:00 PM	20.0	30	35	25	22.5	14.3%
11/01/2019 10:00:00 PM	21.7	27	32	35	23.9	21.9%
11/01/2019 11:00:00 PM	24.0	17	20	30	23.9	35.0%
12/01/2019 12:00:00 AM	21.7	15	18	30	23.8	22.2%
12/01/2019 01:00:00 AM	20.0	6	7	25	22.5	14.3%
12/01/2019 02:00:00 AM	20.0	2	2	20	0.0	0.0%
12/01/2019 03:00:00 AM	17.5	3	4	20	0.0	0.0%
12/01/2019 04:00:00 AM	25.0	3	3	25	22.5	66.7%
12/01/2019 05:00:00 AM	0.0	0	0	0	0.0	0.0%
12/01/2019 06:00:00 AM	0.0	0	0	0	0.0	0.0%
12/01/2019 07:00:00 AM	22.5	8	9	25	22.5	22.2%
12/01/2019 08:00:00 AM	19.0	7	8	20	0.0	0.0%
12/01/2019 09:00:00 AM	19.4	13	15	25	22.5	6.7%
12/01/2019 10:00:00 AM	19.4	34	40	30	24.2	7.5%
12/01/2019 11:00:00 AM	19.4	49	58	25	22.5	8.6%
12/01/2019 12:00:00 PM	19.9	70	82	30	23.0	13.4%
12/01/2019 01:00:00 PM	21.8	60	71	30	23.8	21.1%

12/01/2019 02:00:00 PM	21.9	60	70	45	24.2	21.4%
12/01/2019 03:00:00 PM	19.6	59	69	30	23.2	10.1%
12/01/2019 04:00:00 PM	19.6	59	69	25	22.5	10.1%
12/01/2019 05:00:00 PM	19.4	73	86	25	22.5	8.1%
12/01/2019 06:00:00 PM	19.5	60	71	25	22.5	9.9%
12/01/2019 07:00:00 PM	19.6	53	62	30	23.3	9.7%
12/01/2019 08:00:00 PM	21.4	34	40	30	23.1	20.0%
12/01/2019 09:00:00 PM	19.6	18	21	25	22.5	9.5%
12/01/2019 10:00:00 PM	20.0	19	22	25	22.5	13.6%
12/01/2019 11:00:00 PM	20.0	14	16	25	22.5	12.5%
13/01/2019 12:00:00 AM	18.9	10	12	20	0.0	0.0%
13/01/2019 01:00:00 AM	20.0	9	11	30	25.0	18.2%
13/01/2019 02:00:00 AM	20.0	4	5	25	22.5	20.0%
13/01/2019 03:00:00 AM	18.8	4	5	20	0.0	0.0%
13/01/2019 04:00:00 AM	20.0	1	1	20	0.0	0.0%
13/01/2019 05:00:00 AM	0.0	0	0	0	0.0	0.0%
13/01/2019 06:00:00 AM	25.0	1	1	25	22.5	100.0%
13/01/2019 07:00:00 AM	25.0	1	1	25	22.5	100.0%
13/01/2019 08:00:00 AM	20.0	3	4	25	22.5	25.0%
13/01/2019 09:00:00 AM	20.0	8	9	25	22.5	11.1%
13/01/2019 10:00:00 AM	19.2	21	25	25	22.5	8.0%
13/01/2019 11:00:00 AM	18.9	37	43	25	22.5	4.7%
13/01/2019 12:00:00 PM	19.4	35	41	30	24.2	7.3%
13/01/2019 01:00:00 PM	19.1	63	74	25	22.5	5.4%
13/01/2019 02:00:00 PM	19.2	63	74	25	22.5	6.8%
13/01/2019 03:00:00 PM	19.3	43	51	25	22.5	7.8%
13/01/2019 04:00:00 PM	19.1	59	69	25	22.5	4.3%
13/01/2019 05:00:00 PM	19.9	64	75	30	23.5	13.3%
13/01/2019 06:00:00 PM	19.8	44	52	30	23.2	13.5%
13/01/2019 07:00:00 PM	20.0	34	40	30	23.3	15.0%
13/01/2019 08:00:00 PM	19.1	37	43	25	22.5	2.3%
13/01/2019 09:00:00 PM	22.1	25	29	25	22.5	24.1%
13/01/2019 10:00:00 PM	20.0	12	14	25	22.5	14.3%
13/01/2019 11:00:00 PM	21.7	8	10	25	22.5	30.0%
14/01/2019 12:00:00 AM	20.0	2	2	20	0.0	0.0%
14/01/2019 01:00:00 AM	20.0	2	2	20	0.0	0.0%
14/01/2019 02:00:00 AM	20.0	1	1	20	0.0	0.0%
14/01/2019 03:00:00 AM	30.0	1	1	30	27.5	100.0%
14/01/2019 04:00:00 AM	0.0	0	0	0	0.0	0.0%
14/01/2019 05:00:00 AM	0.0	0	0	0	0.0	0.0%
14/01/2019 06:00:00 AM	0.0	0	0	0	0.0	0.0%
14/01/2019 07:00:00 AM	20.0	5	6	25	22.5	16.7%
14/01/2019 08:00:00 AM	19.2	18	21	25	22.5	4.8%
14/01/2019 09:00:00 AM	19.4	30	35	25	22.5	8.6%
14/01/2019 10:00:00 AM	19.0	34	40	25	22.5	2.5%
14/01/2019 11:00:00 AM	19.1	35	41	25	22.5	4.9%
14/01/2019 12:00:00 PM	19.6	28	33	30	23.8	12.1%
14/01/2019 01:00:00 PM	19.7	24	28	25	22.5	10.7%
14/01/2019 02:00:00 PM	20.0	42	49	30	23.2	14.3%
14/01/2019 03:00:00 PM	19.3	39	46	25	22.5	6.5%

14/01/2019 04:00:00 PM	19.2	57	67	25	22.5	6.0%
14/01/2019 05:00:00 PM	19.3	79	93	30	23.3	6.5%
14/01/2019 06:00:00 PM	18.9	127	149	25	22.5	2.7%
14/01/2019 07:00:00 PM	19.3	94	111	25	22.5	6.3%
14/01/2019 08:00:00 PM	19.2	72	85	25	22.5	7.1%
14/01/2019 09:00:00 PM	19.1	29	34	25	22.5	2.9%
14/01/2019 10:00:00 PM	20.0	27	32	25	22.5	15.6%
14/01/2019 11:00:00 PM	20.0	18	21	25	22.5	14.3%
15/01/2019 12:00:00 AM	27.5	4	5	30	27.5	40.0%
15/01/2019 01:00:00 AM	20.0	3	3	20	0.0	0.0%
15/01/2019 02:00:00 AM	0.0	0	0	0	0.0	0.0%
15/01/2019 03:00:00 AM	15.0	2	2	15	0.0	0.0%
15/01/2019 04:00:00 AM	25.0	1	1	25	22.5	100.0%
15/01/2019 05:00:00 AM	0.0	0	0	0	0.0	0.0%
15/01/2019 06:00:00 AM	0.0	0	0	0	0.0	0.0%
15/01/2019 07:00:00 AM	25.0	3	3	25	22.5	66.7%
15/01/2019 08:00:00 AM	18.9	16	19	25	22.5	5.3%
15/01/2019 09:00:00 AM	18.5	26	30	20	0.0	0.0%
15/01/2019 10:00:00 AM	19.5	27	32	25	22.5	9.4%
15/01/2019 11:00:00 AM	19.2	44	52	25	22.5	7.7%
15/01/2019 12:00:00 PM	18.9	46	54	25	22.5	1.9%
15/01/2019 01:00:00 PM	18.8	41	48	25	22.5	4.2%
15/01/2019 02:00:00 PM	19.8	31	37	25	22.5	13.5%
15/01/2019 03:00:00 PM	20.6	42	49	25	22.5	16.3%
15/01/2019 04:00:00 PM	19.0	54	64	25	22.5	3.1%
15/01/2019 05:00:00 PM	19.2	78	92	25	22.5	7.6%
15/01/2019 06:00:00 PM	19.2	140	165	25	22.5	5.5%
15/01/2019 07:00:00 PM	19.1	88	104	25	22.5	5.8%
15/01/2019 08:00:00 PM	19.7	63	74	25	22.5	12.2%
15/01/2019 09:00:00 PM	19.6	31	36	30	24.2	8.3%
15/01/2019 10:00:00 PM	19.8	29	34	25	22.5	11.8%
15/01/2019 11:00:00 PM	22.5	19	22	30	23.5	22.7%
16/01/2019 12:00:00 AM	20.0	3	4	30	27.5	25.0%
16/01/2019 01:00:00 AM	18.3	12	14	25	22.5	7.1%
16/01/2019 02:00:00 AM	25.0	1	1	25	22.5	100.0%
16/01/2019 03:00:00 AM	0.0	0	0	0	0.0	0.0%
16/01/2019 04:00:00 AM	0.0	0	0	0	0.0	0.0%
16/01/2019 05:00:00 AM	0.0	0	0	0	0.0	0.0%
16/01/2019 06:00:00 AM	15.0	2	2	15	0.0	0.0%
16/01/2019 07:00:00 AM	15.0	3	4	25	22.5	25.0%
16/01/2019 08:00:00 AM	19.8	28	33	30	23.8	12.1%
16/01/2019 09:00:00 AM	18.5	26	31	25	22.5	3.2%
16/01/2019 10:00:00 AM	18.7	26	31	25	22.5	3.2%
16/01/2019 11:00:00 AM	18.9	27	32	25	22.5	9.4%
16/01/2019 12:00:00 PM	20.7	37	43	25	22.5	16.3%
16/01/2019 01:00:00 PM	19.4	39	46	25	22.5	8.7%
16/01/2019 02:00:00 PM	19.3	36	42	25	22.5	7.1%
16/01/2019 03:00:00 PM	19.0	42	50	25	22.5	4.0%
16/01/2019 04:00:00 PM	18.8	73	86	25	22.5	3.5%
16/01/2019 05:00:00 PM	19.4	65	76	30	23.3	7.9%

16/01/2019 06:00:00 PM	19.2	130	153	25	22.5	5.9%
16/01/2019 07:00:00 PM	19.6	88	103	30	23.0	9.7%
16/01/2019 08:00:00 PM	19.5	70	82	30	23.2	8.5%
16/01/2019 09:00:00 PM	19.3	42	50	25	22.5	6.0%
16/01/2019 10:00:00 PM	20.0	36	42	25	22.5	14.3%
16/01/2019 11:00:00 PM	22.5	17	20	25	22.5	30.0%
17/01/2019 12:00:00 AM	22.5	4	5	25	22.5	40.0%
17/01/2019 01:00:00 AM	25.0	2	2	25	22.5	50.0%
17/01/2019 02:00:00 AM	0.0	0	0	0	0.0	0.0%
17/01/2019 03:00:00 AM	0.0	0	0	0	0.0	0.0%
17/01/2019 04:00:00 AM	0.0	0	0	0	0.0	0.0%
17/01/2019 05:00:00 AM	15.0	1	1	15	0.0	0.0%
17/01/2019 06:00:00 AM	0.0	0	0	0	0.0	0.0%
17/01/2019 07:00:00 AM	20.0	2	2	20	0.0	0.0%
17/01/2019 08:00:00 AM	19.2	10	12	25	22.5	8.3%
17/01/2019 09:00:00 AM	19.8	32	38	25	22.5	13.2%
17/01/2019 10:00:00 AM	19.0	40	47	25	22.5	4.3%
17/01/2019 11:00:00 AM	19.4	14	17	25	22.5	11.8%
17/01/2019 12:00:00 PM	19.5	29	34	30	25.8	8.8%
17/01/2019 01:00:00 PM	19.1	45	53	25	22.5	3.8%
17/01/2019 02:00:00 PM	19.8	50	59	25	22.5	13.6%
17/01/2019 03:00:00 PM	19.5	41	48	30	23.5	10.4%
17/01/2019 04:00:00 PM	19.4	57	67	25	22.5	9.0%
17/01/2019 05:00:00 PM	19.5	75	88	25	22.5	10.2%
17/01/2019 06:00:00 PM	18.9	133	157	25	22.5	4.5%
17/01/2019 07:00:00 PM	19.5	102	120	30	22.9	10.0%
17/01/2019 08:00:00 PM	19.7	75	88	30	23.0	11.4%
17/01/2019 09:00:00 PM	19.7	47	55	25	22.5	10.9%
17/01/2019 10:00:00 PM	22.9	26	31	25	22.5	38.7%
17/01/2019 11:00:00 PM	20.0	14	16	30	25.0	12.5%
18/01/2019 12:00:00 AM	25.0	7	8	30	25.0	25.0%
18/01/2019 01:00:00 AM	0.0	0	0	0	0.0	0.0%
18/01/2019 02:00:00 AM	20.0	1	1	20	0.0	0.0%
18/01/2019 03:00:00 AM	20.0	1	1	20	0.0	0.0%
18/01/2019 04:00:00 AM	20.0	2	2	20	0.0	0.0%
18/01/2019 05:00:00 AM	15.0	1	1	15	0.0	0.0%
18/01/2019 06:00:00 AM	0.0	0	0	0	0.0	0.0%
18/01/2019 07:00:00 AM	23.3	6	7	25	22.5	42.9%
18/01/2019 08:00:00 AM	20.0	15	18	25	22.5	16.7%
18/01/2019 09:00:00 AM	19.1	31	36	25	22.5	5.6%
18/01/2019 10:00:00 AM	18.9	31	37	25	22.5	8.1%
18/01/2019 11:00:00 AM	19.3	38	45	25	22.5	11.1%
18/01/2019 12:00:00 PM	19.4	40	47	25	22.5	8.5%
18/01/2019 01:00:00 PM	19.0	57	67	25	22.5	6.0%
18/01/2019 02:00:00 PM	20.0	48	57	30	23.1	15.8%
18/01/2019 03:00:00 PM	19.2	35	41	25	22.5	4.9%
18/01/2019 04:00:00 PM	19.1	61	72	25	22.5	5.6%
18/01/2019 05:00:00 PM	19.8	76	89	25	22.5	12.4%
18/01/2019 06:00:00 PM	19.4	139	163	25	22.5	7.4%
18/01/2019 07:00:00 PM	19.2	95	112	25	22.5	6.3%

18/01/2019 08:00:00 PM	19.3	67	79	30	23.5	6.3%
18/01/2019 09:00:00 PM	19.7	26	31	25	22.5	12.9%
18/01/2019 10:00:00 PM	19.4	18	21	25	22.5	4.8%
18/01/2019 11:00:00 PM	20.0	40	47	30	23.2	14.9%
19/01/2019 12:00:00 AM	22.5	17	20	30	23.5	25.0%
19/01/2019 01:00:00 AM	30.0	3	3	30	27.5	33.3%
19/01/2019 02:00:00 AM	20.0	4	5	25	22.5	20.0%
19/01/2019 03:00:00 AM	20.0	1	1	20	0.0	0.0%
19/01/2019 04:00:00 AM	20.0	3	3	20	0.0	0.0%
19/01/2019 05:00:00 AM	25.0	1	1	25	22.5	100.0%
19/01/2019 06:00:00 AM	0.0	0	0	0	0.0	0.0%
19/01/2019 07:00:00 AM	18.3	3	4	20	0.0	0.0%
19/01/2019 08:00:00 AM	25.0	5	6	30	24.2	50.0%
19/01/2019 09:00:00 AM	19.5	12	14	25	22.5	7.1%
19/01/2019 10:00:00 AM	18.8	37	44	25	22.5	4.5%
19/01/2019 11:00:00 AM	19.8	52	61	30	23.8	13.1%
19/01/2019 12:00:00 PM	19.8	52	61	25	22.5	13.1%
19/01/2019 01:00:00 PM	19.7	53	62	25	22.5	11.3%
19/01/2019 02:00:00 PM	19.5	51	60	25	22.5	10.0%
19/01/2019 03:00:00 PM	18.7	61	72	25	22.5	2.8%
19/01/2019 04:00:00 PM	19.9	65	77	25	22.5	14.3%
19/01/2019 05:00:00 PM	19.7	76	89	25	22.5	11.2%
19/01/2019 06:00:00 PM	19.9	55	65	30	23.1	13.8%
19/01/2019 07:00:00 PM	19.6	67	79	30	23.1	11.4%
19/01/2019 08:00:00 PM	19.6	37	43	25	22.5	9.3%
19/01/2019 09:00:00 PM	22.5	32	38	30	23.0	28.9%
19/01/2019 10:00:00 PM	25.0	12	14	30	25.8	21.4%
19/01/2019 11:00:00 PM	19.3	21	25	35	27.5	8.0%
20/01/2019 12:00:00 AM	22.5	6	7	25	22.5	28.6%
20/01/2019 01:00:00 AM	23.3	7	8	25	22.5	37.5%
20/01/2019 02:00:00 AM	18.3	3	4	20	0.0	0.0%
20/01/2019 03:00:00 AM	20.0	3	4	25	22.5	25.0%
20/01/2019 04:00:00 AM	20.0	3	3	20	0.0	0.0%
20/01/2019 05:00:00 AM	0.0	0	0	0	0.0	0.0%
20/01/2019 06:00:00 AM	25.0	1	1	25	22.5	100.0%
20/01/2019 07:00:00 AM	0.0	0	0	0	0.0	0.0%
20/01/2019 08:00:00 AM	18.8	5	6	20	0.0	0.0%
20/01/2019 09:00:00 AM	22.5	9	11	25	22.5	36.4%
20/01/2019 10:00:00 AM	19.2	18	21	25	22.5	4.8%
20/01/2019 11:00:00 AM	18.2	38	45	25	22.5	4.4%
20/01/2019 12:00:00 PM	19.0	47	55	25	22.5	5.5%
20/01/2019 01:00:00 PM	19.3	56	66	25	22.5	9.1%
20/01/2019 02:00:00 PM	19.6	63	74	30	23.1	10.8%
20/01/2019 03:00:00 PM	21.5	64	75	30	23.2	20.0%
20/01/2019 04:00:00 PM	20.0	57	67	30	23.0	14.9%
20/01/2019 05:00:00 PM	18.8	80	94	25	22.5	2.1%
20/01/2019 06:00:00 PM	19.2	54	64	25	22.5	6.3%
20/01/2019 07:00:00 PM	20.0	37	43	25	22.5	14.0%
20/01/2019 08:00:00 PM	19.6	23	27	30	24.2	11.1%
20/01/2019 09:00:00 PM	19.2	24	28	25	22.5	3.6%

20/01/2019 10:00:00 PM	25.0	8	9	30	23.5	55.6%
20/01/2019 11:00:00 PM	20.0	8	9	25	22.5	11.1%
21/01/2019 12:00:00 AM	22.5	5	6	25	22.5	33.3%
21/01/2019 01:00:00 AM	20.0	2	2	20	0.0	0.0%
21/01/2019 02:00:00 AM	25.0	3	3	25	22.5	33.3%
21/01/2019 03:00:00 AM	25.0	1	1	25	22.5	100.0%
21/01/2019 04:00:00 AM	15.0	2	2	15	0.0	0.0%
21/01/2019 05:00:00 AM	0.0	0	0	0	0.0	0.0%
21/01/2019 06:00:00 AM	25.0	1	1	25	22.5	100.0%
21/01/2019 07:00:00 AM	23.3	7	8	25	22.5	37.5%
21/01/2019 08:00:00 AM	20.0	14	16	25	22.5	12.5%
21/01/2019 09:00:00 AM	19.6	17	20	25	22.5	10.0%
21/01/2019 10:00:00 AM	18.8	32	38	25	22.5	2.6%
21/01/2019 11:00:00 AM	18.8	26	31	25	22.5	3.2%
21/01/2019 12:00:00 PM	19.2	34	40	25	22.5	10.0%
21/01/2019 01:00:00 PM	18.9	31	37	45	32.5	5.4%
21/01/2019 02:00:00 PM	18.9	51	60	25	22.5	1.7%
21/01/2019 03:00:00 PM	19.6	43	51	25	22.5	11.8%
21/01/2019 04:00:00 PM	18.5	65	77	30	23.8	5.2%
21/01/2019 05:00:00 PM	19.0	89	105	25	22.5	4.8%
21/01/2019 06:00:00 PM	19.3	99	117	25	22.5	7.7%
21/01/2019 07:00:00 PM	19.2	105	123	25	22.5	6.5%
21/01/2019 08:00:00 PM	19.1	43	51	25	22.5	5.9%
21/01/2019 09:00:00 PM	19.9	41	48	25	22.5	12.5%
21/01/2019 10:00:00 PM	19.5	26	31	25	22.5	9.7%
21/01/2019 11:00:00 PM	27.5	12	14	30	25.4	50.0%
22/01/2019 12:00:00 AM	19.0	5	6	20	0.0	0.0%
22/01/2019 01:00:00 AM	20.0	1	1	20	0.0	0.0%
22/01/2019 02:00:00 AM	20.0	1	1	20	0.0	0.0%
22/01/2019 03:00:00 AM	0.0	0	0	0	0.0	0.0%
22/01/2019 04:00:00 AM	20.0	1	1	20	0.0	0.0%
22/01/2019 05:00:00 AM	0.0	0	0	0	0.0	0.0%
22/01/2019 06:00:00 AM	25.0	2	2	25	22.5	50.0%
22/01/2019 07:00:00 AM	24.0	8	9	25	22.5	55.6%
22/01/2019 08:00:00 AM	19.1	13	15	20	0.0	0.0%
22/01/2019 09:00:00 AM	18.8	22	26	20	0.0	0.0%
22/01/2019 10:00:00 AM	19.1	23	27	25	22.5	7.4%
22/01/2019 11:00:00 AM	19.4	37	43	25	22.5	7.0%
22/01/2019 12:00:00 PM	19.6	39	46	25	22.5	10.9%
22/01/2019 01:00:00 PM	19.6	37	43	25	22.5	11.6%
22/01/2019 02:00:00 PM	20.0	35	41	30	23.3	14.6%
22/01/2019 03:00:00 PM	19.0	48	56	25	22.5	3.6%
22/01/2019 04:00:00 PM	19.5	65	76	30	23.2	9.2%
22/01/2019 05:00:00 PM	19.2	88	104	25	22.5	5.8%
22/01/2019 06:00:00 PM	19.4	121	142	25	22.5	7.7%
22/01/2019 07:00:00 PM	19.0	90	106	25	22.5	5.7%
22/01/2019 08:00:00 PM	20.5	57	67	25	22.5	16.4%
22/01/2019 09:00:00 PM	19.8	38	45	25	22.5	13.3%
22/01/2019 10:00:00 PM	19.7	20	24	30	24.2	12.5%
22/01/2019 11:00:00 PM	19.2	18	21	35	32.5	4.8%

23/01/2019 12:00:00 AM	20.0	5	6	25	22.5	16.7%
23/01/2019 01:00:00 AM	20.0	3	3	20	0.0	0.0%
23/01/2019 02:00:00 AM	25.0	1	1	25	22.5	100.0%
23/01/2019 03:00:00 AM	25.0	2	2	25	22.5	50.0%
23/01/2019 04:00:00 AM	15.0	1	1	15	0.0	0.0%
23/01/2019 05:00:00 AM	0.0	0	0	0	0.0	0.0%
23/01/2019 06:00:00 AM	20.0	1	1	20	0.0	0.0%
23/01/2019 07:00:00 AM	22.5	4	5	25	22.5	40.0%
23/01/2019 08:00:00 AM	19.4	22	26	25	22.5	11.5%
23/01/2019 09:00:00 AM	18.8	30	35	25	22.5	5.7%
23/01/2019 10:00:00 AM	18.8	31	37	25	22.5	2.7%
23/01/2019 11:00:00 AM	21.0	22	26	25	22.5	19.2%
23/01/2019 12:00:00 PM	19.2	35	41	25	22.5	9.8%
23/01/2019 01:00:00 PM	20.0	38	45	30	23.2	15.6%
23/01/2019 02:00:00 PM	19.8	33	39	30	23.5	12.8%
23/01/2019 03:00:00 PM	19.6	48	56	25	22.5	10.7%
23/01/2019 04:00:00 PM	19.9	71	84	35	25.0	14.3%
23/01/2019 05:00:00 PM	20.4	76	89	30	22.9	15.7%
23/01/2019 06:00:00 PM	19.9	124	146	30	23.3	13.0%
23/01/2019 07:00:00 PM	19.9	105	124	30	23.4	13.7%
23/01/2019 08:00:00 PM	21.7	32	38	25	22.5	23.7%
23/01/2019 09:00:00 PM	21.7	35	41	25	22.5	22.0%
23/01/2019 10:00:00 PM	19.4	25	29	25	22.5	6.9%
23/01/2019 11:00:00 PM	21.0	25	29	25	22.5	17.2%
24/01/2019 12:00:00 AM	25.0	8	9	30	25.0	22.2%
24/01/2019 01:00:00 AM	20.0	1	1	20	0.0	0.0%
24/01/2019 02:00:00 AM	15.0	1	1	15	0.0	0.0%
24/01/2019 03:00:00 AM	25.0	3	3	25	22.5	66.7%
24/01/2019 04:00:00 AM	0.0	0	0	0	0.0	0.0%
24/01/2019 05:00:00 AM	0.0	0	0	0	0.0	0.0%
24/01/2019 06:00:00 AM	25.0	2	2	25	22.5	50.0%
24/01/2019 07:00:00 AM	20.0	3	4	25	22.5	25.0%
24/01/2019 08:00:00 AM	18.9	17	20	20	0.0	0.0%
24/01/2019 09:00:00 AM	19.1	27	32	30	25.0	6.3%
24/01/2019 10:00:00 AM	20.6	48	56	25	22.5	16.1%
24/01/2019 11:00:00 AM	19.6	39	46	25	22.5	10.9%
24/01/2019 12:00:00 PM	20.0	39	46	30	23.2	15.2%
24/01/2019 01:00:00 PM	20.0	26	30	30	25.0	13.3%
24/01/2019 02:00:00 PM	20.0	47	55	30	23.8	14.5%
24/01/2019 03:00:00 PM	20.0	36	42	30	25.0	14.3%
24/01/2019 04:00:00 PM	19.3	66	78	25	22.5	7.7%
24/01/2019 05:00:00 PM	20.9	81	95	25	22.5	17.9%
24/01/2019 06:00:00 PM	19.5	116	137	25	22.5	9.5%
24/01/2019 07:00:00 PM	19.9	91	107	30	23.5	14.0%
24/01/2019 08:00:00 PM	22.9	48	56	30	23.5	26.8%
24/01/2019 09:00:00 PM	22.0	35	41	25	22.5	24.4%
24/01/2019 10:00:00 PM	21.7	21	25	25	22.5	24.0%
24/01/2019 11:00:00 PM	19.6	17	20	25	22.5	10.0%
25/01/2019 12:00:00 AM	25.0	4	5	30	24.2	60.0%
25/01/2019 01:00:00 AM	20.0	1	1	20	0.0	0.0%

25/01/2019 02:00:00 AM	20.0	1	1	20	0.0	0.0%
25/01/2019 03:00:00 AM	0.0	0	0	0	0.0	0.0%
25/01/2019 04:00:00 AM	0.0	0	0	0	0.0	0.0%
25/01/2019 05:00:00 AM	20.0	1	1	20	0.0	0.0%
25/01/2019 06:00:00 AM	0.0	0	0	0	0.0	0.0%
25/01/2019 07:00:00 AM	22.5	4	5	25	22.5	40.0%
25/01/2019 08:00:00 AM	20.0	24	28	25	22.5	14.3%
25/01/2019 09:00:00 AM	19.8	27	32	25	22.5	12.5%
25/01/2019 10:00:00 AM	18.3	33	39	30	27.5	2.6%
25/01/2019 11:00:00 AM	20.0	26	30	25	22.5	13.3%
25/01/2019 12:00:00 PM	19.2	46	54	25	22.5	7.4%
25/01/2019 01:00:00 PM	19.7	52	61	30	23.1	13.1%
25/01/2019 02:00:00 PM	19.5	51	60	25	22.5	10.0%
25/01/2019 03:00:00 PM	19.8	39	46	30	23.3	13.0%
25/01/2019 04:00:00 PM	20.0	66	78	30	22.9	15.4%
25/01/2019 05:00:00 PM	19.6	96	113	30	22.9	10.6%
25/01/2019 06:00:00 PM	19.5	122	144	25	22.5	9.0%
25/01/2019 07:00:00 PM	19.2	94	111	25	22.5	6.3%
25/01/2019 08:00:00 PM	19.5	58	68	30	23.3	8.8%
25/01/2019 09:00:00 PM	20.0	29	34	25	22.5	14.7%
25/01/2019 10:00:00 PM	20.0	20	23	25	22.5	13.0%
25/01/2019 11:00:00 PM	20.8	28	33	25	22.5	18.2%
26/01/2019 12:00:00 AM	21.7	9	11	25	22.5	27.3%
26/01/2019 01:00:00 AM	18.8	9	11	20	0.0	0.0%
26/01/2019 02:00:00 AM	20.0	3	3	20	0.0	0.0%
26/01/2019 03:00:00 AM	20.0	2	2	20	0.0	0.0%
26/01/2019 04:00:00 AM	20.0	1	1	20	0.0	0.0%
26/01/2019 05:00:00 AM	0.0	0	0	0	0.0	0.0%
26/01/2019 06:00:00 AM	20.0	1	1	20	0.0	0.0%
26/01/2019 07:00:00 AM	20.0	3	3	20	0.0	0.0%
26/01/2019 08:00:00 AM	22.5	7	8	25	22.5	25.0%
26/01/2019 09:00:00 AM	19.0	9	11	25	22.5	9.1%
26/01/2019 10:00:00 AM	17.9	31	37	25	22.5	2.7%
26/01/2019 11:00:00 AM	19.3	39	46	30	25.0	8.7%
26/01/2019 12:00:00 PM	18.5	76	90	25	22.5	1.1%
26/01/2019 01:00:00 PM	19.7	49	58	25	22.5	12.1%
26/01/2019 02:00:00 PM	18.7	55	65	25	22.5	3.1%
26/01/2019 03:00:00 PM	18.9	55	65	25	22.5	3.1%
26/01/2019 04:00:00 PM	19.3	58	68	25	22.5	7.4%
26/01/2019 05:00:00 PM	19.0	67	79	25	22.5	3.8%
26/01/2019 06:00:00 PM	19.0	65	77	25	22.5	6.5%
26/01/2019 07:00:00 PM	18.6	66	78	25	22.5	2.6%
26/01/2019 08:00:00 PM	20.0	37	44	25	22.5	15.9%
26/01/2019 09:00:00 PM	19.5	25	29	25	22.5	6.9%
26/01/2019 10:00:00 PM	20.0	17	20	30	24.2	15.0%
26/01/2019 11:00:00 PM	20.0	25	29	25	22.5	13.8%
27/01/2019 12:00:00 AM	20.0	11	13	30	27.5	15.4%
27/01/2019 01:00:00 AM	26.7	8	10	30	25.0	60.0%
27/01/2019 02:00:00 AM	25.0	3	3	25	22.5	33.3%
27/01/2019 03:00:00 AM	15.0	1	1	15	0.0	0.0%

27/01/2019 04:00:00 AM	30.0	2	2	30	27.5	50.0%
27/01/2019 05:00:00 AM	25.0	1	1	25	22.5	100.0%
27/01/2019 06:00:00 AM	0.0	0	0	0	0.0	0.0%
27/01/2019 07:00:00 AM	20.0	2	2	20	0.0	0.0%
27/01/2019 08:00:00 AM	22.5	6	7	25	22.5	28.6%
27/01/2019 09:00:00 AM	18.3	6	7	20	0.0	0.0%
27/01/2019 10:00:00 AM	20.0	11	13	25	22.5	15.4%
27/01/2019 11:00:00 AM	18.6	31	37	25	22.5	5.4%
27/01/2019 12:00:00 PM	18.8	54	63	25	22.5	3.2%
27/01/2019 01:00:00 PM	19.4	62	73	25	22.5	9.6%
27/01/2019 02:00:00 PM	20.0	42	50	30	24.4	16.0%
27/01/2019 03:00:00 PM	19.9	54	64	25	22.5	14.1%
27/01/2019 04:00:00 PM	19.7	73	86	30	24.0	11.6%
27/01/2019 05:00:00 PM	19.7	71	83	25	22.5	10.8%
27/01/2019 06:00:00 PM	19.5	45	53	25	22.5	7.5%
27/01/2019 07:00:00 PM	21.1	39	46	25	22.5	19.6%
27/01/2019 08:00:00 PM	20.0	31	36	25	22.5	13.9%
27/01/2019 09:00:00 PM	20.0	11	13	25	22.5	15.4%
27/01/2019 10:00:00 PM	23.3	20	23	30	23.2	30.4%
27/01/2019 11:00:00 PM	25.0	10	12	30	25.0	33.3%
28/01/2019 12:00:00 AM	28.3	7	8	30	24.6	87.5%
28/01/2019 01:00:00 AM	25.0	2	2	25	22.5	50.0%
28/01/2019 02:00:00 AM	0.0	0	0	0	0.0	0.0%
28/01/2019 03:00:00 AM	15.0	1	1	15	0.0	0.0%
28/01/2019 04:00:00 AM	15.0	1	1	15	0.0	0.0%
28/01/2019 05:00:00 AM	0.0	0	0	0	0.0	0.0%
28/01/2019 06:00:00 AM	20.0	1	1	20	0.0	0.0%
28/01/2019 07:00:00 AM	20.0	9	11	25	22.5	18.2%
28/01/2019 08:00:00 AM	22.1	30	35	35	23.8	22.9%
28/01/2019 09:00:00 AM	19.8	31	36	25	22.5	11.1%
28/01/2019 10:00:00 AM	20.8	29	34	25	22.5	17.6%
28/01/2019 11:00:00 AM	19.3	35	41	30	24.2	7.3%
28/01/2019 12:00:00 PM	19.6	33	39	25	22.5	10.3%
28/01/2019 01:00:00 PM	20.0	35	41	30	23.3	14.6%
28/01/2019 02:00:00 PM	19.8	35	41	25	22.5	12.2%
28/01/2019 03:00:00 PM	20.5	60	70	30	23.0	15.7%
28/01/2019 04:00:00 PM	19.6	60	70	25	22.5	8.6%
28/01/2019 05:00:00 PM	19.7	80	94	25	22.5	11.7%
28/01/2019 06:00:00 PM	19.6	140	165	25	22.5	10.3%
28/01/2019 07:00:00 PM	19.8	83	98	30	23.3	13.3%
28/01/2019 08:00:00 PM	21.4	50	59	30	22.9	20.3%
28/01/2019 09:00:00 PM	19.8	33	39	30	24.5	12.8%
28/01/2019 10:00:00 PM	20.0	25	29	30	23.8	13.8%
28/01/2019 11:00:00 PM	23.8	13	15	30	23.5	33.3%
29/01/2019 12:00:00 AM	25.0	8	9	30	24.2	33.3%
29/01/2019 01:00:00 AM	0.0	0	0	0	0.0	0.0%
29/01/2019 02:00:00 AM	20.0	1	1	20	0.0	0.0%
29/01/2019 03:00:00 AM	0.0	0	0	0	0.0	0.0%
29/01/2019 04:00:00 AM	0.0	0	0	0	0.0	0.0%
29/01/2019 05:00:00 AM	0.0	0	0	0	0.0	0.0%

29/01/2019 06:00:00 AM	20.0	2	2	20	0.0	0.0%
29/01/2019 07:00:00 AM	23.3	8	9	25	22.5	33.3%
29/01/2019 08:00:00 AM	21.2	19	22	25	22.5	18.2%
29/01/2019 09:00:00 AM	19.8	41	48	25	22.5	12.5%
29/01/2019 10:00:00 AM	19.2	42	50	30	24.2	6.0%
29/01/2019 11:00:00 AM	21.7	37	44	30	23.0	22.7%
29/01/2019 12:00:00 PM	20.6	43	51	35	23.6	17.6%
29/01/2019 01:00:00 PM	19.5	40	47	25	22.5	10.6%
29/01/2019 02:00:00 PM	19.5	49	58	25	22.5	10.3%
29/01/2019 03:00:00 PM	20.0	54	63	30	23.6	14.3%
29/01/2019 04:00:00 PM	20.5	60	70	30	23.0	15.7%
29/01/2019 05:00:00 PM	19.8	88	103	25	22.5	11.7%
29/01/2019 06:00:00 PM	20.2	140	165	30	23.3	15.8%
29/01/2019 07:00:00 PM	19.9	87	102	35	23.9	13.7%
29/01/2019 08:00:00 PM	20.6	54	63	30	23.0	15.9%
29/01/2019 09:00:00 PM	19.5	44	52	25	22.5	9.6%
29/01/2019 10:00:00 PM	22.5	23	27	30	24.2	22.2%
29/01/2019 11:00:00 PM	23.0	20	24	30	23.9	29.2%
30/01/2019 12:00:00 AM	20.0	8	9	30	27.5	11.1%
30/01/2019 01:00:00 AM	22.5	4	5	25	22.5	40.0%
30/01/2019 02:00:00 AM	15.0	1	1	15	0.0	0.0%
30/01/2019 03:00:00 AM	0.0	0	0	0	0.0	0.0%
30/01/2019 04:00:00 AM	20.0	1	1	20	0.0	0.0%
30/01/2019 05:00:00 AM	20.0	3	3	20	0.0	0.0%
30/01/2019 06:00:00 AM	0.0	0	0	0	0.0	0.0%
30/01/2019 07:00:00 AM	20.0	8	9	25	22.5	11.1%
30/01/2019 08:00:00 AM	18.5	20	23	20	0.0	0.0%
30/01/2019 09:00:00 AM	19.6	22	26	30	24.2	11.5%
30/01/2019 10:00:00 AM	20.0	24	28	30	23.8	14.3%
30/01/2019 11:00:00 AM	19.3	40	47	25	22.5	8.5%
30/01/2019 12:00:00 PM	20.0	31	36	30	23.5	13.9%
30/01/2019 01:00:00 PM	19.7	31	36	30	23.8	11.1%
30/01/2019 02:00:00 PM	19.1	36	42	25	22.5	4.8%
30/01/2019 03:00:00 PM	19.6	43	51	30	23.3	11.8%
30/01/2019 04:00:00 PM	19.9	62	73	30	23.0	13.7%
30/01/2019 05:00:00 PM	19.9	82	97	30	22.9	14.4%
30/01/2019 06:00:00 PM	19.0	147	173	30	23.3	3.5%
30/01/2019 07:00:00 PM	18.9	90	106	25	22.5	3.8%
30/01/2019 08:00:00 PM	20.0	43	51	25	22.5	15.7%
30/01/2019 09:00:00 PM	19.5	38	45	25	22.5	8.9%
30/01/2019 10:00:00 PM	19.3	34	40	30	24.2	7.5%
30/01/2019 11:00:00 PM	21.7	22	26	25	22.5	23.1%
31/01/2019 12:00:00 AM	20.0	8	9	25	22.5	11.1%
31/01/2019 01:00:00 AM	25.0	2	2	25	22.5	50.0%
31/01/2019 02:00:00 AM	25.0	1	1	25	22.5	100.0%
31/01/2019 03:00:00 AM	0.0	0	0	0	0.0	0.0%
31/01/2019 04:00:00 AM	0.0	0	0	0	0.0	0.0%
31/01/2019 05:00:00 AM	15.0	1	1	15	0.0	0.0%
31/01/2019 06:00:00 AM	0.0	0	0	0	0.0	0.0%
31/01/2019 07:00:00 AM	19.0	8	10	25	22.5	10.0%

31/01/2019 08:00:00 AM	19.5	13	15	25	22.5	6.7%
31/01/2019 09:00:00 AM	19.5	21	25	25	22.5	12.0%
31/01/2019 10:00:00 AM	19.5	35	41	25	22.5	9.8%
31/01/2019 11:00:00 AM	19.4	32	38	25	22.5	10.5%
31/01/2019 12:00:00 PM	19.8	37	44	25	22.5	13.6%
31/01/2019 01:00:00 PM	20.0	40	47	25	22.5	14.9%
31/01/2019 02:00:00 PM	19.6	48	57	30	23.3	10.5%
31/01/2019 03:00:00 PM	19.2	52	61	30	25.0	6.6%
31/01/2019 04:00:00 PM	19.6	58	68	30	23.2	10.3%
31/01/2019 05:00:00 PM	19.5	91	107	30	23.1	8.4%
31/01/2019 06:00:00 PM	19.6	138	162	30	23.7	10.5%
31/01/2019 07:00:00 PM	19.8	96	113	30	23.8	13.3%
31/01/2019 08:00:00 PM	19.5	49	58	30	23.5	8.6%
31/01/2019 09:00:00 PM	19.8	46	54	25	22.5	13.0%
31/01/2019 10:00:00 PM	20.0	27	32	25	22.5	15.6%
31/01/2019 11:00:00 PM	20.0	9	11	25	22.5	18.2%
01/02/2019 12:00:00 AM	25.0	7	8	30	24.2	37.5%
01/02/2019 01:00:00 AM	25.0	2	2	25	22.5	50.0%
01/02/2019 02:00:00 AM	20.0	1	1	20	0.0	0.0%
01/02/2019 03:00:00 AM	20.0	1	1	20	0.0	0.0%
01/02/2019 04:00:00 AM	20.0	1	1	20	0.0	0.0%
01/02/2019 05:00:00 AM	0.0	0	0	0	0.0	0.0%
01/02/2019 06:00:00 AM	0.0	0	0	0	0.0	0.0%
01/02/2019 07:00:00 AM	25.0	3	3	25	22.5	33.3%
01/02/2019 08:00:00 AM	21.7	25	29	25	22.5	20.7%
01/02/2019 09:00:00 AM	21.7	24	28	25	22.5	21.4%
01/02/2019 10:00:00 AM	19.6	37	43	25	22.5	9.3%
01/02/2019 11:00:00 AM	19.8	37	44	30	23.3	13.6%
01/02/2019 12:00:00 PM	19.7	46	54	30	23.2	13.0%
01/02/2019 01:00:00 PM	21.5	62	73	30	23.2	20.5%
01/02/2019 02:00:00 PM	19.5	52	61	25	22.5	9.8%
01/02/2019 03:00:00 PM	19.5	50	59	30	23.5	8.5%
01/02/2019 04:00:00 PM	19.4	67	79	25	22.5	7.6%
01/02/2019 05:00:00 PM	19.8	74	87	30	23.4	12.6%
01/02/2019 06:00:00 PM	19.9	114	134	30	23.3	14.2%
01/02/2019 07:00:00 PM	19.9	69	81	30	23.4	13.6%
01/02/2019 08:00:00 PM	20.4	71	84	30	23.2	16.7%
01/02/2019 09:00:00 PM	19.6	31	37	25	22.5	10.8%
01/02/2019 10:00:00 PM	19.7	24	28	25	22.5	10.7%
01/02/2019 11:00:00 PM	19.2	18	21	20	0.0	0.0%
02/02/2019 12:00:00 AM	22.0	14	17	25	22.5	29.4%
02/02/2019 01:00:00 AM	20.0	7	8	25	22.5	12.5%
02/02/2019 02:00:00 AM	20.0	2	2	20	0.0	0.0%
02/02/2019 03:00:00 AM	9.4	55	65	20	0.0	0.0%
02/02/2019 04:00:00 AM	20.0	1	1	20	0.0	0.0%
02/02/2019 05:00:00 AM	20.0	1	1	20	0.0	0.0%
02/02/2019 06:00:00 AM	20.0	1	1	20	0.0	0.0%
02/02/2019 07:00:00 AM	25.0	3	3	25	22.5	33.3%
02/02/2019 08:00:00 AM	22.5	7	8	25	22.5	25.0%
02/02/2019 09:00:00 AM	18.8	24	28	25	22.5	3.6%

02/02/2019 10:00:00 AM	19.1	37	44	25	22.5	6.8%
02/02/2019 11:00:00 AM	20.0	59	69	30	23.0	14.5%
02/02/2019 12:00:00 PM	20.0	60	70	30	24.0	14.3%
02/02/2019 01:00:00 PM	21.7	69	81	35	23.4	21.0%
02/02/2019 02:00:00 PM	19.5	63	74	30	23.3	8.1%
02/02/2019 03:00:00 PM	20.0	74	87	30	22.9	14.9%
02/02/2019 04:00:00 PM	19.7	59	69	30	23.1	11.6%
02/02/2019 05:00:00 PM	20.5	66	78	30	23.3	16.7%
02/02/2019 06:00:00 PM	19.6	66	78	25	22.5	10.3%
02/02/2019 07:00:00 PM	19.6	49	58	25	22.5	10.3%
02/02/2019 08:00:00 PM	21.2	41	48	30	23.1	18.8%
02/02/2019 09:00:00 PM	20.0	32	38	25	22.5	15.8%
02/02/2019 10:00:00 PM	22.5	25	29	30	23.2	24.1%
02/02/2019 11:00:00 PM	23.3	19	22	30	24.5	22.7%
03/02/2019 12:00:00 AM	22.5	9	11	25	22.5	36.4%
03/02/2019 01:00:00 AM	20.0	10	12	25	22.5	16.7%
03/02/2019 02:00:00 AM	20.0	3	3	20	0.0	0.0%
03/02/2019 03:00:00 AM	0.0	0	0	0	0.0	0.0%
03/02/2019 04:00:00 AM	20.0	1	1	20	0.0	0.0%
03/02/2019 05:00:00 AM	0.0	0	0	0	0.0	0.0%
03/02/2019 06:00:00 AM	25.0	1	1	25	22.5	100.0%
03/02/2019 07:00:00 AM	0.0	0	0	0	0.0	0.0%
03/02/2019 08:00:00 AM	20.0	7	8	25	22.5	12.5%
03/02/2019 09:00:00 AM	15.0	8	10	25	22.5	10.0%
03/02/2019 10:00:00 AM	19.5	28	33	30	25.8	9.1%
03/02/2019 11:00:00 AM	18.9	43	51	25	22.5	5.9%
03/02/2019 12:00:00 PM	19.5	42	50	30	23.3	12.0%
03/02/2019 01:00:00 PM	19.6	57	67	30	23.2	10.4%
03/02/2019 02:00:00 PM	19.7	59	69	25	22.5	11.6%
03/02/2019 03:00:00 PM	21.5	56	66	30	22.9	21.2%
03/02/2019 04:00:00 PM	19.4	73	86	30	23.1	9.3%
03/02/2019 05:00:00 PM	20.8	71	83	30	23.2	16.9%
03/02/2019 06:00:00 PM	19.9	66	78	25	22.5	14.1%
03/02/2019 07:00:00 PM	21.7	26	30	25	22.5	20.0%
03/02/2019 08:00:00 PM	20.0	38	45	25	22.5	15.6%
03/02/2019 09:00:00 PM	19.7	20	24	25	22.5	12.5%
03/02/2019 10:00:00 PM	19.4	18	21	25	22.5	4.8%
03/02/2019 11:00:00 PM	20.0	10	12	25	22.5	16.7%
04/02/2019 12:00:00 AM	30.0	5	6	35	26.3	66.7%
04/02/2019 01:00:00 AM	20.0	2	2	20	0.0	0.0%
04/02/2019 02:00:00 AM	0.0	0	0	0	0.0	0.0%
04/02/2019 03:00:00 AM	0.0	0	0	0	0.0	0.0%
04/02/2019 04:00:00 AM	20.0	1	1	20	0.0	0.0%
04/02/2019 05:00:00 AM	20.0	1	1	20	0.0	0.0%
04/02/2019 06:00:00 AM	0.0	0	0	0	0.0	0.0%
04/02/2019 07:00:00 AM	25.0	6	7	30	25.0	28.6%
04/02/2019 08:00:00 AM	22.5	18	21	30	23.5	23.8%
04/02/2019 09:00:00 AM	21.2	31	37	25	22.5	21.6%
04/02/2019 10:00:00 AM	23.0	31	36	35	25.0	22.2%
04/02/2019 11:00:00 AM	19.4	42	50	30	23.5	10.0%

04/02/2019 12:00:00 PM	22.8	36	42	30	23.4	26.2%
04/02/2019 01:00:00 PM	21.8	41	48	25	22.5	22.9%
04/02/2019 02:00:00 PM	20.0	29	34	30	23.5	14.7%
04/02/2019 03:00:00 PM	19.1	52	61	25	22.5	3.3%
04/02/2019 04:00:00 PM	19.3	70	82	25	22.5	7.3%
04/02/2019 05:00:00 PM	19.8	50	59	30	23.8	13.6%
04/02/2019 06:00:00 PM	19.8	109	128	30	23.1	12.5%
04/02/2019 07:00:00 PM	20.3	105	123	30	23.3	15.4%
04/02/2019 08:00:00 PM	22.7	48	57	30	23.4	28.1%
04/02/2019 09:00:00 PM	21.0	28	33	30	23.3	18.2%
04/02/2019 10:00:00 PM	20.0	28	33	30	23.5	15.2%
04/02/2019 11:00:00 PM	22.5	14	16	25	22.5	25.0%
05/02/2019 12:00:00 AM	23.8	6	7	25	22.5	57.1%
05/02/2019 01:00:00 AM	0.0	0	0	0	0.0	0.0%
05/02/2019 02:00:00 AM	0.0	0	0	0	0.0	0.0%
05/02/2019 03:00:00 AM	20.0	3	4	25	22.5	25.0%
05/02/2019 04:00:00 AM	20.0	1	1	20	0.0	0.0%
05/02/2019 05:00:00 AM	0.0	0	0	0	0.0	0.0%
05/02/2019 06:00:00 AM	0.0	0	0	0	0.0	0.0%
05/02/2019 07:00:00 AM	18.3	3	4	20	0.0	0.0%
05/02/2019 08:00:00 AM	19.4	17	20	25	22.5	10.0%
05/02/2019 09:00:00 AM	19.6	25	29	30	24.2	10.3%
05/02/2019 10:00:00 AM	21.0	27	32	30	23.3	18.8%
05/02/2019 11:00:00 AM	22.5	17	20	25	22.5	30.0%
05/02/2019 12:00:00 PM	20.0	34	40	25	22.5	15.0%
05/02/2019 01:00:00 PM	22.5	30	35	30	23.1	25.7%
05/02/2019 02:00:00 PM	19.8	38	45	30	23.3	13.3%
05/02/2019 03:00:00 PM	19.2	41	48	30	23.8	8.3%
05/02/2019 04:00:00 PM	20.0	65	76	30	23.0	14.5%
05/02/2019 05:00:00 PM	19.9	82	97	30	22.9	14.4%
05/02/2019 06:00:00 PM	19.9	138	162	30	23.2	14.2%
05/02/2019 07:00:00 PM	19.6	117	138	30	23.2	10.9%
05/02/2019 08:00:00 PM	20.6	57	67	30	23.4	16.4%
05/02/2019 09:00:00 PM	19.8	37	44	30	23.3	13.6%
05/02/2019 10:00:00 PM	22.5	25	29	30	23.2	24.1%
05/02/2019 11:00:00 PM	22.5	23	27	30	24.2	22.2%
06/02/2019 12:00:00 AM	20.0	4	5	30	27.5	20.0%
06/02/2019 01:00:00 AM	30.0	2	2	30	25.0	100.0%
06/02/2019 02:00:00 AM	0.0	0	0	0	0.0	0.0%
06/02/2019 03:00:00 AM	25.0	3	4	30	24.2	75.0%
06/02/2019 04:00:00 AM	0.0	0	0	0	0.0	0.0%
06/02/2019 05:00:00 AM	20.0	2	2	20	0.0	0.0%
06/02/2019 06:00:00 AM	25.0	2	2	25	22.5	50.0%
06/02/2019 07:00:00 AM	20.0	10	12	35	27.5	16.7%
06/02/2019 08:00:00 AM	20.0	19	22	30	24.2	13.6%
06/02/2019 09:00:00 AM	19.2	27	32	25	22.5	6.3%
06/02/2019 10:00:00 AM	19.8	41	48	30	25.0	12.5%
06/02/2019 11:00:00 AM	19.8	31	36	25	22.5	11.1%
06/02/2019 12:00:00 PM	21.7	24	28	25	22.5	21.4%
06/02/2019 01:00:00 PM	19.5	35	41	25	22.5	9.8%

06/02/2019 02:00:00 PM	19.5	33	39	25	22.5	10.3%
06/02/2019 03:00:00 PM	19.5	48	57	25	22.5	10.5%
06/02/2019 04:00:00 PM	20.4	65	76	25	22.5	15.8%
06/02/2019 05:00:00 PM	20.0	91	107	30	24.4	15.0%
06/02/2019 06:00:00 PM	18.9	114	134	25	22.5	3.7%
06/02/2019 07:00:00 PM	19.3	110	130	25	22.5	8.5%
06/02/2019 08:00:00 PM	19.7	42	49	25	22.5	10.2%
06/02/2019 09:00:00 PM	20.8	32	38	30	23.2	18.4%
06/02/2019 10:00:00 PM	20.0	25	29	25	22.5	13.8%
06/02/2019 11:00:00 PM	22.1	29	34	30	23.1	23.5%
07/02/2019 12:00:00 AM	18.3	14	17	30	27.5	5.9%
07/02/2019 01:00:00 AM	20.0	3	3	20	0.0	0.0%
07/02/2019 02:00:00 AM	0.0	0	0	0	0.0	0.0%
07/02/2019 03:00:00 AM	25.0	1	1	25	22.5	100.0%
07/02/2019 04:00:00 AM	0.0	0	0	0	0.0	0.0%
07/02/2019 05:00:00 AM	0.0	0	0	0	0.0	0.0%
07/02/2019 06:00:00 AM	15.0	1	1	15	0.0	0.0%
07/02/2019 07:00:00 AM	20.0	3	4	25	22.5	25.0%
07/02/2019 08:00:00 AM	21.7	23	27	25	22.5	22.2%
07/02/2019 09:00:00 AM	20.0	26	31	25	22.5	16.1%
07/02/2019 10:00:00 AM	19.2	30	35	30	25.0	5.7%
07/02/2019 11:00:00 AM	18.8	29	34	25	22.5	5.9%
07/02/2019 12:00:00 PM	21.4	48	56	25	22.5	19.6%
07/02/2019 01:00:00 PM	18.8	9	11	25	22.5	9.1%
07/02/2019 02:00:00 PM	0.0	0	0	0	0.0	0.0%

Day/Time Ending	85th pctl (mph)	85th pctl cnts	Total Cnts	Max Speed	Avg Speeder	% Speeders
11/01/2019 12:00:00 AM	20.8	616	725	35	23.3	17.4%
12/01/2019 12:00:00 AM	19.9	808	950	35	23.2	13.6%
13/01/2019 12:00:00 AM	19.8	711	837	45	23.2	12.4%
14/01/2019 12:00:00 AM	19.5	577	679	30	23.0	9.7%
15/01/2019 12:00:00 AM	19.3	765	900	30	23.0	7.1%
16/01/2019 12:00:00 AM	19.3	786	925	30	22.7	7.9%
17/01/2019 12:00:00 AM	19.4	804	946	30	22.8	8.5%
18/01/2019 12:00:00 AM	19.5	802	943	30	22.9	10.1%
19/01/2019 12:00:00 AM	19.5	845	994	30	22.7	9.2%
20/01/2019 12:00:00 AM	19.7	709	834	35	23.0	12.1%
21/01/2019 12:00:00 AM	19.6	612	720	30	22.9	10.8%
22/01/2019 12:00:00 AM	19.3	750	882	45	23.1	7.9%
23/01/2019 12:00:00 AM	19.5	767	902	35	22.8	9.0%
24/01/2019 12:00:00 AM	19.9	771	907	35	23.1	13.9%
25/01/2019 12:00:00 AM	20.0	767	902	30	23.1	14.6%
26/01/2019 12:00:00 AM	19.6	827	973	30	22.8	10.9%
27/01/2019 12:00:00 AM	19.2	712	838	30	23.0	6.3%
28/01/2019 12:00:00 AM	19.9	589	693	30	23.3	14.1%
29/01/2019 12:00:00 AM	19.9	791	931	35	23.0	13.5%
30/01/2019 12:00:00 AM	20.0	858	1010	35	23.2	14.6%
31/01/2019 12:00:00 AM	19.5	789	928	30	23.0	9.4%
01/02/2019 12:00:00 AM	19.7	812	955	30	23.2	11.3%
02/02/2019 12:00:00 AM	19.9	822	967	30	23.0	13.4%
03/02/2019 12:00:00 AM	19.8	827	973	35	23.1	13.4%
04/02/2019 12:00:00 AM	19.9	643	756	35	23.0	13.5%
05/02/2019 12:00:00 AM	20.4	746	878	35	23.3	16.1%
06/02/2019 12:00:00 AM	20.0	785	923	30	23.2	14.8%
07/02/2019 12:00:00 AM	19.7	798	939	35	23.3	11.9%
07/02/2019 01:59:59 PM	20.0	173	203	30	22.7	14.3%

Incoming Direction Weekly Counts
Devlin Drive

from Thu-Jan-10-2019-12-00-PM to Thu-Feb-07-2019-01-59-PM

	07/01/2019	to	13/01/2019							
	Monday	Tuesday	Wednesday	Thursday	Friday	Saturday	Sunday	Week	Weekend	Week Day 85%
Hour	07/01/2019	08/01/2019	09/01/2019	10/01/2019	11/01/2019	12/01/2019	13/01/2019	Day Avg	Avg	Avg Speed
0 - 1	*	*	*	*	5	7	11	5	9	18.3
1 - 2	*	*	*	*	0	2	5	0	3.5	0
2 - 3	*	*	*	*	2	4	5	2	4.5	20
3 - 4	*	*	*	*	0	3	1	0	2	0
4 - 5	*	*	*	*	0	0	0	0	0	0
5 - 6	*	*	*	*	0	0	1	0	0.5	0
6 - 7	*	*	*	*	9	9	1	9	5	20
7 - 8	*	*	*	*	21	8	4	21	6	22
8 - 9	*	*	*	*	25	15	9	25	12	21
9 - 10	*	*	*	*	31	40	25	31	32.5	19.6
10 - 11	*	*	*	*	38	58	43	38	50.5	19.4
11 - 12	*	*	*	1	25	82	41	13	61.5	17.15
12 - 13	*	*	*	41	49	71	74	45	72.5	21.35
13 - 14	*	*	*	72	67	70	74	69.5	72	19.45
14 - 15	*	*	*	29	46	69	51	37.5	60	20.3
15 - 16	*	*	*	78	77	69	69	77.5	69	20.15
16 - 17	*	*	*	80	117	86	75	98.5	80.5	19.75
17 - 18	*	*	*	138	162	71	52	150	61.5	19.65
18 - 19	*	*	*	113	110	62	40	111.5	51	20.75
19 - 20	*	*	*	62	61	40	43	61.5	41.5	20.75
20 - 21	*	*	*	55	35	21	29	45	25	20.7
21 - 22	*	*	*	25	32	22	14	28.5	18	22.3
22 - 23	*	*	*	22	20	16	10	21	13	23.9
23 - 24	*	*	*	9	18	12	2	13.5	7	22.5
Totals	0	0	0	725	950	837	679			
% of Total	0%	0%	0%	22.72%	29.77%	26.23%	21.28%			

Incoming Direction Weekly Counts
Devlin Drive

from Thu-Jan-10-2019-12-00-PM to Thu-Feb-07-2019-01-59-PM

	14/01/2019	to	20/01/2019							
	Monday	Tuesday	Wednesday	Thursday	Friday	Saturday	Sunday	Week	Weekend	Week Day 85%
Hour	14/01/2019	15/01/2019	16/01/2019	17/01/2019	18/01/2019	19/01/2019	20/01/2019	Day Avg	Avg	Avg Speed
0 - 1	2	3	14	2	0	3	8	4.2	5.5	20.82
1 - 2	1	0	1	0	1	5	4	0.6	4.5	21.67
2 - 3	1	2	0	0	1	1	4	0.8	2.5	21.67
3 - 4	0	1	0	0	2	3	3	0.6	3	22.5
4 - 5	0	0	0	1	1	1	0	0.4	0.5	15
5 - 6	0	0	2	0	0	0	1	0.4	0.5	15
6 - 7	6	3	4	2	7	4	0	4.4	2	20.66
7 - 8	21	19	33	12	18	6	6	20.6	6	19.42
8 - 9	35	30	31	38	36	14	11	34	12.5	19.06
9 - 10	40	32	31	47	37	44	21	37.4	32.5	19.02
10 - 11	41	52	32	17	45	61	45	37.4	53	19.18
11 - 12	33	54	43	34	47	61	55	42.2	58	19.62
12 - 13	28	48	46	53	67	62	66	48.4	64	19.2
13 - 14	49	37	42	59	57	60	74	48.8	67	19.78
14 - 15	46	49	50	48	41	72	75	46.8	73.5	19.52
15 - 16	67	64	86	67	72	77	67	71.2	72	19.1
16 - 17	93	92	76	88	89	89	94	87.6	91.5	19.44
17 - 18	149	165	153	157	163	65	64	157.4	64.5	19.12
18 - 19	111	104	103	120	112	79	43	110	61	19.34
19 - 20	85	74	82	88	79	43	27	81.6	35	19.48
20 - 21	34	36	50	55	31	38	28	41.2	33	19.48
21 - 22	32	34	42	31	21	14	9	32	11.5	20.42
22 - 23	21	22	20	16	47	25	9	25.2	17	21
23 - 24	5	4	5	8	20	7	6	8.4	6.5	23.5
Totals	900	925	946	943	994	834	720			
% of Total	14.37%	14.77%	15.11%	15.06%	15.87%	13.32%	11.5%			

Incoming Direction Weekly Counts
Devlin Drive

from Thu-Jan-10-2019-12-00-PM to Thu-Feb-07-2019-01-59-PM

	21/01/2019	to	27/01/2019							
	Monday	Tuesday	Wednesday	Thursday	Friday	Saturday	Sunday	Week	Weekend	Week Day 85%
Hour	21/01/2019	22/01/2019	23/01/2019	24/01/2019	25/01/2019	26/01/2019	27/01/2019	Day Avg	Avg	Avg Speed
0 - 1	2	1	3	1	1	11	10	1.6	10.5	20
1 - 2	3	1	1	1	1	3	3	1.4	3	21
2 - 3	1	0	2	3	0	2	1	1.2	1.5	25
3 - 4	2	1	1	0	0	1	2	0.8	1.5	16.67
4 - 5	0	0	0	0	1	0	1	0.2	0.5	20
5 - 6	1	2	1	2	0	1	0	1.2	0.5	23.75
6 - 7	8	9	5	4	5	3	2	6.2	2.5	22.46
7 - 8	16	15	26	20	28	8	7	21	7.5	19.48
8 - 9	20	26	35	32	32	11	7	29	9	19.22
9 - 10	38	27	37	56	39	37	13	39.4	25	19.12
10 - 11	31	43	26	46	30	46	37	35.2	41.5	19.76
11 - 12	40	46	41	46	54	90	63	45.4	76.5	19.44
12 - 13	37	43	45	30	61	58	73	43.2	65.5	19.64
13 - 14	60	41	39	55	60	65	50	51	57.5	19.64
14 - 15	51	56	56	42	46	65	64	50.2	64.5	19.6
15 - 16	77	76	84	78	78	68	86	78.6	77	19.44
16 - 17	105	104	89	95	113	79	83	101.2	81	19.82
17 - 18	117	142	146	137	144	77	53	137.2	65	19.52
18 - 19	123	106	124	107	111	78	46	114.2	62	19.44
19 - 20	51	67	38	56	68	44	36	56	40	20.74
20 - 21	48	45	41	41	34	29	13	41.8	21	20.68
21 - 22	31	24	29	25	23	20	23	26.4	21.5	20.06
22 - 23	14	21	29	20	33	29	12	23.4	20.5	21.62
23 - 24	6	6	9	5	11	13	8	7.4	10.5	22.14
Totals	882	902	907	902	973	838	693			
% of Total	14.47%	14.79%	14.88%	14.79%	15.96%	13.74%	11.37%			

Incoming Direction Weekly Counts
Devlin Drive

from Thu-Jan-10-2019-12-00-PM to Thu-Feb-07-2019-01-59-PM

	28/01/2019	to	03/02/2019							
	Monday	Tuesday	Wednesday	Thursday	Friday	Saturday	Sunday	Week	Weekend	Week Day 85%
Hour	28/01/2019	29/01/2019	30/01/2019	31/01/2019	01/02/2019	02/02/2019	03/02/2019	Day Avg	Avg	Avg Speed
0 - 1	2	0	5	2	2	8	12	2.2	10	24.38
1 - 2	0	1	1	1	1	2	3	0.8	2.5	20
2 - 3	1	0	0	0	1	65	0	0.4	32.5	17.5
3 - 4	1	0	1	0	1	1	1	0.6	1	18.33
4 - 5	0	0	3	1	0	1	0	0.8	0.5	17.5
5 - 6	1	2	0	0	0	1	1	0.6	1	20
6 - 7	11	9	9	10	3	3	0	8.4	1.5	21.46
7 - 8	35	22	23	15	29	8	8	24.8	8	20.6
8 - 9	36	48	26	25	28	28	10	32.6	19	20.08
9 - 10	34	50	28	41	43	44	33	39.2	38.5	19.82
10 - 11	41	44	47	38	44	69	51	42.8	60	19.9
11 - 12	39	51	36	44	54	70	50	44.8	60	19.94
12 - 13	41	47	36	47	73	81	67	48.8	74	20.14
13 - 14	41	58	42	57	61	74	69	51.8	71.5	19.5
14 - 15	70	63	51	61	59	87	66	60.8	76.5	19.76
15 - 16	70	70	73	68	79	69	86	72	77.5	19.8
16 - 17	94	103	97	107	87	78	83	97.6	80.5	19.74
17 - 18	165	165	173	162	134	78	78	159.8	78	19.66
18 - 19	98	102	106	113	81	58	30	100	44	19.66
19 - 20	59	63	51	58	84	48	45	63	46.5	20.38
20 - 21	39	52	45	54	37	38	24	45.4	31	19.64
21 - 22	29	27	40	32	28	29	21	31.2	25	20.3
22 - 23	15	24	26	11	21	22	12	19.4	17	21.54
23 - 24	9	9	9	8	17	11	6	10.4	8.5	22.4
Totals	931	1010	928	955	967	973	756			
% of Total	14.28%	15.49%	14.23%	14.65%	14.83%	14.92%	11.6%			

Incoming Direction Weekly Counts
Devlin Drive

from Thu-Jan-10-2019-12-00-PM to Thu-Feb-07-2019-01-59-PM

	04/02/2019	to	10/02/2019							
	Monday	Tuesday	Wednesday	Thursday	Friday	Saturday	Sunday	Week	Weekend	Week Day 85%
Hour	04/02/2019	05/02/2019	06/02/2019	07/02/2019	08/02/2019	09/02/2019	10/02/2019	Day Avg	Avg	Avg Speed
0 - 1	2	0	2	3	*	*	*	1.75	0	23.33
1 - 2	0	0	0	0	*	*	*	0	0	0
2 - 3	0	4	4	1	*	*	*	2.25	0	23.33
3 - 4	1	1	0	0	*	*	*	0.5	0	20
4 - 5	1	0	2	0	*	*	*	0.75	0	20
5 - 6	0	0	2	1	*	*	*	0.75	0	20
6 - 7	7	4	12	4	*	*	*	6.75	0	20.82
7 - 8	21	20	22	27	*	*	*	22.5	0	20.9
8 - 9	37	29	32	31	*	*	*	32.25	0	20
9 - 10	36	32	48	35	*	*	*	37.75	0	20.75
10 - 11	50	20	36	34	*	*	*	35	0	20.12
11 - 12	42	40	28	56	*	*	*	41.5	0	21.48
12 - 13	48	35	41	11	*	*	*	33.75	0	20.65
13 - 14	34	45	39	0	*	*	*	29.5	0	19.77
14 - 15	61	48	57	*	*	*	*	55.33	0	19.27
15 - 16	82	76	76	*	*	*	*	78	0	19.9
16 - 17	59	97	107	*	*	*	*	87.67	0	19.9
17 - 18	128	162	134	*	*	*	*	141.33	0	19.53
18 - 19	123	138	130	*	*	*	*	130.33	0	19.73
19 - 20	57	67	49	*	*	*	*	57.67	0	21
20 - 21	33	44	38	*	*	*	*	38.33	0	20.53
21 - 22	33	29	29	*	*	*	*	30.33	0	20.83
22 - 23	16	27	34	*	*	*	*	25.67	0	22.37
23 - 24	7	5	17	*	*	*	*	9.67	0	20.7
Totals	878	923	939	203	0	0	0			
% of Total	29.83%	31.36%	31.91%	6.9%	0%	0%	0%			

Incoming Direction Monthly Counts
Devlin Drive

from Thu-Jan-10-2019-12-00-PM to Thu-Feb-07-2019-01-59-PM

Hour	Jan 2019							Week Day Avg	Weekend Avg	Week Day 85% Avg Speed
	Monday	Tuesday	Wednesday	Thursday	Friday	Saturday	Sunday			
0 - 1	6	4	22	5	6	21	29	8.6	25	19.76
1 - 2	4	2	3	2	2	10	12	2.6	11	22
2 - 3	3	2	2	3	3	7	10	2.6	8.5	23
3 - 4	3	2	2	0	2	7	6	1.8	6.5	20
4 - 5	0	0	3	2	2	1	1	1.4	1	18.33
5 - 6	2	4	3	2	0	1	2	2.2	1.5	22.5
6 - 7	25	21	18	16	21	16	3	20.2	9.5	21.78
7 - 8	72	56	82	47	67	22	17	64.8	19.5	19.8
8 - 9	91	104	92	95	93	40	27	95	33.5	19.38
9 - 10	112	109	96	144	107	121	59	113.6	90	19.26
10 - 11	113	139	105	101	113	165	125	114.2	145	19.5
11 - 12	112	151	120	125	126	233	159	126.8	196	19.58
12 - 13	106	138	127	171	177	191	213	143.8	202	19.58
13 - 14	150	136	123	243	184	195	198	167.2	196.5	19.6
14 - 15	167	168	157	180	133	206	190	161	198	19.58
15 - 16	214	210	243	291	227	214	222	237	218	19.52
16 - 17	292	299	262	370	319	254	252	308.4	253	19.6
17 - 18	431	472	472	594	469	213	169	487.6	191	19.42
18 - 19	332	312	333	453	333	219	129	352.6	174	19.54
19 - 20	195	204	171	264	208	127	106	208.4	116.5	19.88
20 - 21	121	133	136	205	100	88	70	139	79	19.86
21 - 22	92	85	111	113	76	56	46	95.4	51	20.32
22 - 23	50	67	75	69	100	70	31	72.2	50.5	21.92
23 - 24	20	19	23	30	49	32	16	28.2	24	22.88
Totals	2713	2837	2781	3525	2917	2509	2092			
% of Total	14%	14.64%	14.35%	18.19%	15.06%	12.95%	10.8%			

Incoming Direction Monthly Counts
Devlin Drive

from Thu-Jan-10-2019-12-00-PM to Thu-Feb-07-2019-01-59-PM

Hour	Feb 2019							Week Day Avg	Weekend Avg	Week Day 85% Avg Speed
	Monday	Tuesday	Wednesday	Thursday	Friday	Saturday	Sunday			
0 - 1	2	0	2	3	2	8	12	1.8	10	23.75
1 - 2	0	0	0	0	1	2	3	0.2	2.5	20
2 - 3	0	4	4	1	1	65	0	2	32.5	22.5
3 - 4	1	1	0	0	1	1	1	0.6	1	20
4 - 5	1	0	2	0	0	1	0	0.6	0.5	20
5 - 6	0	0	2	1	0	1	1	0.6	1	20
6 - 7	7	4	12	4	3	3	0	6	1.5	21.66
7 - 8	21	20	22	27	29	8	8	23.8	8	21.06
8 - 9	37	29	32	31	28	28	10	31.4	19	20.34
9 - 10	36	32	48	35	43	44	33	38.8	38.5	20.52
10 - 11	50	20	36	34	44	69	51	36.8	60	20.06
11 - 12	42	40	28	56	54	70	50	44	60	21.12
12 - 13	48	35	41	11	73	81	67	41.6	74	20.82
13 - 14	34	45	39	0	61	74	69	35.8	71.5	19.7
14 - 15	61	48	57	*	59	87	66	56.25	76.5	19.32
15 - 16	82	76	76	*	79	69	86	78.25	77.5	19.77
16 - 17	59	97	107	*	87	78	83	87.5	80.5	19.88
17 - 18	128	162	134	*	134	78	78	139.5	78	19.62
18 - 19	123	138	130	*	81	58	30	118	44	19.77
19 - 20	57	67	49	*	84	48	45	64.25	46.5	20.85
20 - 21	33	44	38	*	37	38	24	38	31	20.3
21 - 22	33	29	29	*	28	29	21	29.75	25	20.55
22 - 23	16	27	34	*	21	22	12	24.5	17	21.58
23 - 24	7	5	17	*	17	11	6	11.5	8.5	21.02
Totals	878	923	939	203	967	973	756			
% of Total	15.57%	16.37%	16.65%	3.6%	17.15%	17.25%	13.41%			

Incoming Direction Weekly Speeds
Devlin Drive

from Thu-Jan-10-2019-12-00-PM to Thu-Feb-07-2019-01-59-PM

	07/01/2019	to	13/01/2019							
	Monday	Tuesday	Wednesday	Thursday	Friday	Saturday	Sunday	Week	Weekend	Week Day 85%
Hour	07/01/2019	08/01/2019	09/01/2019	10/01/2019	11/01/2019	12/01/2019	13/01/2019	Day Avg	Avg	Avg Speed
0 - 1	*	*	*	*	15	15	17.55	15	16.56	18.3
1 - 2	*	*	*	*	0	17	14.2	0	15	0
2 - 3	*	*	*	*	14.5	13.5	16.2	14.5	15	20
3 - 4	*	*	*	*	0	18.67	17	0	18.25	0
4 - 5	*	*	*	*	0	0	0	0	0	0
5 - 6	*	*	*	*	0	0	22	0	22	0
6 - 7	*	*	*	*	17.11	15.89	22	17.11	16.5	20
7 - 8	*	*	*	*	17.52	15.12	18.5	17.52	16.25	22
8 - 9	*	*	*	*	16.28	15.6	16.56	16.28	15.96	21
9 - 10	*	*	*	*	15.39	16.35	15.4	15.39	15.98	19.6
10 - 11	*	*	*	*	15.71	15.91	14.95	15.71	15.5	19.4
11 - 12	*	*	*	12	15.68	16.96	16.22	15.54	16.72	17.15
12 - 13	*	*	*	17.88	16.04	17.56	15.19	16.88	16.35	21.35
13 - 14	*	*	*	16.64	15.09	17.64	15.54	15.89	16.56	19.45
14 - 15	*	*	*	16.76	16.28	16.07	15.55	16.47	15.85	20.3
15 - 16	*	*	*	16.62	17.16	16.06	15.67	16.88	15.86	20.15
16 - 17	*	*	*	16.98	16.09	15.74	17.03	16.45	16.34	19.75
17 - 18	*	*	*	16.77	16.07	16.1	16.27	16.39	16.17	19.65
18 - 19	*	*	*	17.23	16.75	16.34	17.05	17	16.62	20.75
19 - 20	*	*	*	17.34	17.54	17.62	15.86	17.44	16.71	20.75
20 - 21	*	*	*	17.87	16.91	15.71	17.17	17.5	16.56	20.7
21 - 22	*	*	*	18.84	17.41	16.77	17.5	18.04	17.06	22.3
22 - 23	*	*	*	18.36	18.8	16.5	16.3	18.57	16.42	23.9
23 - 24	*	*	*	18.33	18.06	16	17	18.15	16.14	22.5
Totals	0	0	0	221.6	329.5	358.2	386.7			
% of Total	0%	0%	0%	17.1%	25.42%	27.64%	29.84%			

Incoming Direction Weekly Speeds
Devlin Drive

from Thu-Jan-10-2019-12-00-PM to Thu-Feb-07-2019-01-59-PM

	14/01/2019	to	20/01/2019							
	Monday	Tuesday	Wednesday	Thursday	Friday	Saturday	Sunday	Week	Weekend	Week Day 85%
Hour	14/01/2019	15/01/2019	16/01/2019	17/01/2019	18/01/2019	19/01/2019	20/01/2019	Day Avg	Avg	Avg Speed
0 - 1	17.5	14	13.71	19.5	0	20.33	18.38	14.67	18.91	20.82
1 - 2	17	0	22	0	17	17.2	15.75	18.67	16.56	21.67
2 - 3	27	9.5	0	0	17	17	18.25	15.75	18	21.67
3 - 4	0	22	0	0	14.5	17	15.33	17	16.17	22.5
4 - 5	0	0	0	12	12	22	0	12	22	15
5 - 6	0	0	12	0	0	0	22	12	22	15
6 - 7	18.17	18.67	14.5	14.5	18.57	15.75	0	17.36	15.75	20.66
7 - 8	15.57	14.74	16.73	15.08	17.17	18.83	15.5	16.01	17.17	19.42
8 - 9	15.43	13.53	14.42	16.66	14.78	16.64	19	15.05	17.68	19.06
9 - 10	15.62	16.06	14.58	14.77	14.84	14.77	15.81	15.16	15.11	19.02
10 - 11	15.1	15.35	14.03	15.88	14.64	16.02	13.98	14.95	15.15	19.18
11 - 12	15.21	14.94	16.14	16.29	15.94	15.21	14.96	15.67	15.09	19.62
12 - 13	16.39	14.21	15.52	15.91	15.13	16.06	15.15	15.34	15.59	19.2
13 - 14	16.82	16.27	15.55	15.73	16.33	15.78	16.14	16.14	15.98	19.78
14 - 15	15.7	15.76	15.64	14.98	15.76	14.82	17.36	15.56	16.12	19.52
15 - 16	15.58	15.58	15.01	15.82	15.72	16.39	16.39	15.52	16.39	19.1
16 - 17	15.96	15.38	15.8	15.57	15.87	16.11	14.97	15.71	15.52	19.44
17 - 18	14.98	15.81	15.71	15.17	16.28	16.45	16.08	15.6	16.26	19.12
18 - 19	15.96	15.49	16.56	15.87	15.46	15.73	16.26	15.86	15.92	19.34
19 - 20	15.58	15.35	16.22	16.06	16.25	16.16	15.96	15.9	16.09	19.48
20 - 21	15.74	16.58	16.16	16.71	16	17	16.07	16.29	16.61	19.48
21 - 22	17	17.03	16.43	18.61	16.52	17.07	20.33	17.11	18.35	20.42
22 - 23	16.76	17.5	17.75	16.56	16.77	16.44	17.78	17.02	16.79	21
23 - 24	21	18.25	19	18.38	17.95	17.86	18.83	18.55	18.31	23.5
Totals	354.2	332	333.3	320.3	350.6	386.6	370.5			
% of Total	14.47%	13.56%	13.62%	13.09%	14.32%	15.8%	15.14%			

Incoming Direction Weekly Speeds
Devlin Drive

from Thu-Jan-10-2019-12-00-PM to Thu-Feb-07-2019-01-59-PM

	21/01/2019	to	27/01/2019							
	Monday	Tuesday	Wednesday	Thursday	Friday	Saturday	Sunday	Week	Weekend	Week Day 85%
Hour	21/01/2019	22/01/2019	23/01/2019	24/01/2019	25/01/2019	26/01/2019	27/01/2019	Day Avg	Avg	Avg Speed
0 - 1	14.5	17	17.33	17	17	15.27	21	16.5	18	20
1 - 2	18.67	17	22	12	17	15.33	18.67	17.71	17	21
2 - 3	22	0	17	18.67	0	14.5	12	18.67	13.67	25
3 - 4	12	17	12	0	0	17	22	13.25	20.33	16.67
4 - 5	0	0	0	0	17	0	22	17	22	20
5 - 6	22	19.5	17	17	0	17	0	18.67	17	23.75
6 - 7	17.62	19.33	18	17	18	12	17	18.16	14	22.46
7 - 8	14.81	15.53	14.19	15.7	16.75	17.12	17	15.45	17.07	19.48
8 - 9	16.55	15.19	14.03	14.94	17.28	15.36	13.43	15.5	14.61	19.22
9 - 10	14.92	14.44	15.11	15.84	14.1	13.27	15.92	14.99	13.96	19.12
10 - 11	14.71	15.65	15.92	15.83	15.9	15.59	14.32	15.61	15.02	19.76
11 - 12	14.25	16.48	14.49	16.74	15.19	14.64	14.54	15.47	14.6	19.44
12 - 13	15.62	14.4	16.53	17.13	15.03	16.16	15.38	15.61	15.73	19.64
13 - 14	15.12	16.29	16.49	17.44	15.68	14.6	17.04	16.15	15.66	19.64
14 - 15	16.1	15.32	15.32	17.26	16.65	15.48	16.59	16.05	16.03	19.6
15 - 16	14.19	15.87	17.01	15.99	16.37	15.37	16.63	15.91	16.07	19.44
16 - 17	15.2	15.61	16.66	17.03	16.53	15.01	16.53	16.18	15.79	19.82
17 - 18	15.67	15.82	17.27	16.07	15.97	15.16	16.38	16.18	15.65	19.52
18 - 19	15.34	15.38	16.92	16.95	15.75	14.56	16.98	16.07	15.46	19.44
19 - 20	15.24	16.81	17.42	17.68	16	16.32	16.19	16.58	16.26	20.74
20 - 21	17.02	16.33	17.24	17.22	17.32	16.45	16.69	17	16.52	20.68
21 - 22	16.1	17	15.34	18.28	14.91	16.8	18.3	16.3	17.6	20.06
22 - 23	20.71	16.29	16.66	16.75	16.24	17.14	19.25	16.97	17.76	21.62
23 - 24	16.33	17	17.78	21	18.55	16.85	23.38	18.08	19.33	22.14
Totals	374.4	359.2	377.6	369.5	343.2	357	397.1			
% of Total	14.52%	13.93%	14.65%	14.33%	13.31%	13.85%	15.4%			

Incoming Direction Weekly Speeds
Devlin Drive

from Thu-Jan-10-2019-12-00-PM to Thu-Feb-07-2019-01-59-PM

	28/01/2019	to	03/02/2019							
	Monday	Tuesday	Wednesday	Thursday	Friday	Saturday	Sunday	Week	Weekend	Week Day 85%
Hour	28/01/2019	29/01/2019	30/01/2019	31/01/2019	01/02/2019	02/02/2019	03/02/2019	Day Avg	Avg	Avg Speed
0 - 1	19.5	0	18	17	19.5	15.88	17.25	18.36	16.7	24.38
1 - 2	0	17	12	22	17	14.5	17	17	16	20
2 - 3	12	0	0	0	17	7.83	0	14.5	7.83	17.5
3 - 4	12	0	17	0	17	17	17	15.33	17	18.33
4 - 5	0	0	15.33	12	0	17	0	14.5	17	17.5
5 - 6	17	17	0	0	0	17	22	17	19.5	20
6 - 7	17.18	17.78	15	15.8	17	18.67	0	16.5	18.67	21.46
7 - 8	17.29	17.5	14.3	16.2	14.28	18.5	17.12	15.94	17.81	20.6
8 - 9	16.31	16.31	16.15	15.4	17.14	14.79	12.5	16.29	14.18	20.08
9 - 10	16.09	16.04	16.71	15.61	15.95	15.48	16.52	16.04	15.92	19.82
10 - 11	15.9	16.64	15.3	15.08	16.52	15.61	14.86	15.9	15.29	19.9
11 - 12	16.23	16.57	15.33	16.23	15.43	17.36	15.32	15.97	16.51	19.94
12 - 13	16.88	15.21	15.44	16.19	17	16.98	16.24	16.25	16.64	20.14
13 - 14	16.27	15.57	15.45	16.26	15.74	16.36	16.01	15.85	16.2	19.5
14 - 15	16.13	15.73	15.73	15.62	16.68	16.22	17.23	15.98	16.65	19.76
15 - 16	16.53	16.74	16.68	16.13	16.24	15.99	15.59	16.46	15.77	19.8
16 - 17	16.41	16.8	16.45	16.23	17.15	16.78	17.07	16.59	16.93	19.74
17 - 18	16.36	16.99	15.62	16.28	16.93	16.56	16.51	16.41	16.54	19.66
18 - 19	16.52	16.81	14.97	16.69	16.58	16.41	16.63	16.3	16.49	19.66
19 - 20	16.85	16.4	16.08	16.59	17.62	16.71	16.33	16.79	16.53	20.38
20 - 21	16.95	16.4	16.56	16.19	17.03	16.87	16.79	16.58	16.84	19.64
21 - 22	16.21	17.59	15.7	17	16.75	17.72	16.05	16.58	17.02	20.3
22 - 23	18.87	19.21	17.38	16.82	16.57	17.32	17.17	17.82	17.26	21.54
23 - 24	18.11	16.78	16.11	19.5	18.06	19.09	22.83	17.73	20.41	22.4
Totals	361.5	335	347.4	344.8	369.1	392.8	353.8			
% of Total	14.43%	13.38%	13.87%	13.77%	14.74%	15.68%	14.13%			

Incoming Direction Weekly Speeds
Devlin Drive

from Thu-Jan-10-2019-12-00-PM to Thu-Feb-07-2019-01-59-PM

	04/02/2019	to	10/02/2019							
	Monday	Tuesday	Wednesday	Thursday	Friday	Saturday	Sunday	Week	Weekend	Week Day 85%
Hour	04/02/2019	05/02/2019	06/02/2019	07/02/2019	08/02/2019	09/02/2019	10/02/2019	Day Avg	Avg	Avg Speed
0 - 1	17	0	24.5	17	*	*	*	19.14	*	23.33
1 - 2	0	0	0	0	*	*	*	*	*	0
2 - 3	0	18.5	22	22	*	*	*	20.44	*	23.33
3 - 4	17	17	0	0	*	*	*	17	*	20
4 - 5	17	0	17	0	*	*	*	17	*	20
5 - 6	0	0	19.5	12	*	*	*	17	*	20
6 - 7	19.29	15.75	18.5	17	*	*	*	18.07	*	20.82
7 - 8	17.43	14.9	16.23	17.52	*	*	*	16.6	*	20.9
8 - 9	17.68	15.55	15.5	16.48	*	*	*	16.37	*	20
9 - 10	18.33	16.19	16.77	14.97	*	*	*	16.6	*	20.75
10 - 11	15.64	17.2	15.92	14.38	*	*	*	15.63	*	20.12
11 - 12	17.74	16	16.61	16.89	*	*	*	16.84	*	21.48
12 - 13	17.67	17.43	15.83	14.64	*	*	*	16.8	*	20.65
13 - 14	16.68	16.04	15.87	0	*	*	*	16.17	*	19.77
14 - 15	15.28	15.25	15.46	*	*	*	*	15.33	*	19.27
15 - 16	15.7	16.58	16.05	*	*	*	*	16.1	*	19.9
16 - 17	16.31	16.41	16.28	*	*	*	*	16.33	*	19.9
17 - 18	16.97	16.49	14.9	*	*	*	*	16.13	*	19.53
18 - 19	16.97	16.45	15.47	*	*	*	*	16.29	*	19.73
19 - 20	17.95	16.69	16.18	*	*	*	*	16.96	*	21
20 - 21	17.73	17.61	17.29	*	*	*	*	17.54	*	20.53
21 - 22	17.3	17.55	17.14	*	*	*	*	17.33	*	20.83
22 - 23	16.81	17.81	16.79	*	*	*	*	17.16	*	22.37
23 - 24	19.29	19.2	13.18	*	*	*	*	15.69	*	20.7
Totals	361.7	334.6	373.1	162.9	0	0	0			
% of Total	29.35%	27.15%	30.28%	13.22%	0%	0%	0%			

Incoming Direction Monthly Speeds
Devlin Drive

from Thu-Jan-10-2019-12-00-PM to Thu-Feb-07-2019-01-59-PM

Hour	Jan 2019							Week Day Avg	Weekend Avg	Week Day 85% Avg Speed
	Monday	Tuesday	Wednesday	Thursday	Friday	Saturday	Sunday			
0 - 1	17.17	14.75	15.18	18	15.33	15.9	18.97	15.77	17.68	19.76
1 - 2	18.25	17	18.67	17	17	16.6	15.83	17.77	16.18	22
2 - 3	20.33	9.5	17	18.67	15.33	14.29	16.6	16.62	15.65	23
3 - 4	12	19.5	14.5	0	14.5	17.71	17.83	14.78	17.77	20
4 - 5	0	0	15.33	12	14.5	22	22	14.14	22	18.33
5 - 6	19.5	18.25	13.67	17	0	17	22	17	20.33	22.5
6 - 7	17.56	18.57	15.72	15.94	17.81	15.12	18.67	17.24	15.68	21.78
7 - 8	16.24	16.04	15.24	15.7	17.1	16.86	16.82	16.05	16.85	19.8
8 - 9	16.02	15.23	14.76	15.75	16.04	15.9	16.74	15.55	16.24	19.38
9 - 10	15.53	15.65	15.41	15.42	14.73	14.83	15.66	15.35	15.11	19.26
10 - 11	15.28	15.85	15.07	15.55	15.34	15.86	14.42	15.44	15.24	19.5
11 - 12	15.22	15.96	15.33	16.4	15.56	15.61	15.12	15.72	15.41	19.58
12 - 13	16.31	14.61	15.86	16.67	15.35	16.65	15.24	15.75	15.91	19.58
13 - 14	15.99	15.98	15.81	16.51	15.67	16.06	16.14	16.04	16.1	19.6
14 - 15	16	15.6	15.55	16.02	16.25	15.45	16.62	15.87	16.01	19.58
15 - 16	15.39	16.07	16.21	16.15	16.43	15.96	16.26	16.06	16.11	19.52
16 - 17	15.83	15.95	16.34	16.44	16.18	15.65	16.1	16.16	15.87	19.6
17 - 18	15.7	16.22	16.16	16.05	16.11	15.86	16.23	16.06	16.03	19.42
18 - 19	15.9	15.88	16.19	16.67	15.98	15.49	16.76	16.17	15.96	19.54
19 - 20	15.87	16.15	16.44	16.82	16.55	16.68	16	16.4	16.37	19.88
20 - 21	16.64	16.43	16.62	16.99	16.77	16.51	16.64	16.72	16.57	19.86
21 - 22	16.45	17.2	15.88	18.13	16.41	16.86	18.46	16.84	17.58	20.32
22 - 23	18.5	17.73	17.2	17.23	17	16.74	17.87	17.43	17.09	21.92
23 - 24	18.3	17.16	17.39	19.1	18.12	16.75	20.88	18.11	18.12	22.88

Incoming Direction Monthly Speeds
Devlin Drive

from Thu-Jan-10-2019-12-00-PM to Thu-Feb-07-2019-01-59-PM

Hour	Feb 2019							Week Day Avg	Weekend Avg	Week Day 85% Avg Speed
	Monday	Tuesday	Wednesday	Thursday	Friday	Saturday	Sunday			
0 - 1	17	0	24.5	17	19.5	15.88	17.25	19.22	16.7	23.75
1 - 2	0	0	0	0	17	14.5	17	17	16	20
2 - 3	0	18.5	22	22	17	7.83	0	20.1	7.83	22.5
3 - 4	17	17	0	0	17	17	17	17	17	20
4 - 5	17	0	17	0	0	17	0	17	17	20
5 - 6	0	0	19.5	12	0	17	22	17	19.5	20
6 - 7	19.29	15.75	18.5	17	17	18.67	0	17.97	18.67	21.66
7 - 8	17.43	14.9	16.23	17.52	14.28	18.5	17.12	16.03	17.81	21.06
8 - 9	17.68	15.55	15.5	16.48	17.14	14.79	12.5	16.51	14.18	20.34
9 - 10	18.33	16.19	16.77	14.97	15.95	15.48	16.52	16.46	15.92	20.52
10 - 11	15.64	17.2	15.92	14.38	16.52	15.61	14.86	15.84	15.29	20.06
11 - 12	17.74	16	16.61	16.89	15.43	17.36	15.32	16.5	16.51	21.12
12 - 13	17.67	17.43	15.83	14.64	17	16.98	16.24	16.87	16.64	20.82
13 - 14	16.68	16.04	15.87	0	15.74	16.36	16.01	16.02	16.2	19.7
14 - 15	15.28	15.25	15.46	*	16.68	16.22	17.23	15.68	16.65	19.32
15 - 16	15.7	16.58	16.05	*	16.24	15.99	15.59	16.13	15.77	19.77
16 - 17	16.31	16.41	16.28	*	17.15	16.78	17.07	16.54	16.93	19.88
17 - 18	16.97	16.49	14.9	*	16.93	16.56	16.51	16.32	16.54	19.62
18 - 19	16.97	16.45	15.47	*	16.58	16.41	16.63	16.34	16.49	19.77
19 - 20	17.95	16.69	16.18	*	17.62	16.71	16.33	17.18	16.53	20.85
20 - 21	17.73	17.61	17.29	*	17.03	16.87	16.79	17.41	16.84	20.3
21 - 22	17.3	17.55	17.14	*	16.75	17.72	16.05	17.19	17.02	20.55
22 - 23	16.81	17.81	16.79	*	16.57	17.32	17.17	17.03	17.26	21.58
23 - 24	19.29	19.2	13.18	*	18.06	19.09	22.83	16.57	20.41	21.02

Incoming Direction Weekly EightyFifthSpeeds
Devlin Drive

from Thu-Jan-10-2019-12-00-PM to Thu-Feb-07-2019-01-59-PM

	07/01/2019	to	13/01/2019							
	Monday	Tuesday	Wednesday	Thursday	Friday	Saturday	Sunday	Week	Weekend	Week Day 85%
Hour	07/01/2019	08/01/2019	09/01/2019	10/01/2019	11/01/2019	12/01/2019	13/01/2019	Day Avg	Avg	Avg Speed
0 - 1	*	*	*	*	18.3	20	20	18.3	20	18.3
1 - 2	*	*	*	*	0	20	20	0	20	0
2 - 3	*	*	*	*	20	17.5	18.8	20	18.15	20
3 - 4	*	*	*	*	0	25	20	0	22.5	0
4 - 5	*	*	*	*	0	0	0	0	0	0
5 - 6	*	*	*	*	0	0	25	0	25	0
6 - 7	*	*	*	*	20	22.5	25	20	23.75	20
7 - 8	*	*	*	*	22	19	20	22	19.5	22
8 - 9	*	*	*	*	21	19.4	20	21	19.7	21
9 - 10	*	*	*	*	19.6	19.4	19.2	19.6	19.3	19.6
10 - 11	*	*	*	*	19.4	19.4	18.9	19.4	19.15	19.4
11 - 12	*	*	*	15	19.3	19.9	19.4	17.15	19.65	17.15
12 - 13	*	*	*	22	20.7	21.8	19.1	21.35	20.45	21.35
13 - 14	*	*	*	20	18.9	21.9	19.2	19.45	20.55	19.45
14 - 15	*	*	*	21	19.6	19.6	19.3	20.3	19.45	20.3
15 - 16	*	*	*	19.8	20.5	19.6	19.1	20.15	19.35	20.15
16 - 17	*	*	*	19.9	19.6	19.4	19.9	19.75	19.65	19.75
17 - 18	*	*	*	19.7	19.6	19.5	19.8	19.65	19.65	19.65
18 - 19	*	*	*	21.5	20	19.6	20	20.75	19.8	20.75
19 - 20	*	*	*	21.5	20	21.4	19.1	20.75	20.25	20.75
20 - 21	*	*	*	21.4	20	19.6	22.1	20.7	20.85	20.7
21 - 22	*	*	*	22.9	21.7	20	20	22.3	20	22.3
22 - 23	*	*	*	23.8	24	20	21.7	23.9	20.85	23.9
23 - 24	*	*	*	23.3	21.7	18.9	20	22.5	19.45	22.5
Totals	0	0	0	271.8	405.9	443.4	465.6			
% of Total	0%	0%	0%	17.13%	25.58%	27.94%	29.34%			

Incoming Direction Weekly EightyFifthSpeeds
Devlin Drive

from Thu-Jan-10-2019-12-00-PM to Thu-Feb-07-2019-01-59-PM

	14/01/2019	to	20/01/2019							
	Monday	Tuesday	Wednesday	Thursday	Friday	Saturday	Sunday	Week	Weekend	Week Day 85%
Hour	14/01/2019	15/01/2019	16/01/2019	17/01/2019	18/01/2019	19/01/2019	20/01/2019	Day Avg	Avg	Avg Speed
0 - 1	20	20	18.3	25	0	30	23.3	20.82	26.65	20.82
1 - 2	20	0	25	0	20	20	18.3	21.67	19.15	21.67
2 - 3	30	15	0	0	20	20	20	21.67	20	21.67
3 - 4	0	25	0	0	20	20	20	22.5	20	22.5
4 - 5	0	0	0	15	15	25	0	15	25	15
5 - 6	0	0	15	0	0	0	25	15	25	15
6 - 7	20	25	15	20	23.3	18.3	0	20.66	18.3	20.66
7 - 8	19.2	18.9	19.8	19.2	20	25	18.8	19.42	21.9	19.42
8 - 9	19.4	18.5	18.5	19.8	19.1	19.5	22.5	19.06	21	19.06
9 - 10	19	19.5	18.7	19	18.9	18.8	19.2	19.02	19	19.02
10 - 11	19.1	19.2	18.9	19.4	19.3	19.8	18.2	19.18	19	19.18
11 - 12	19.6	18.9	20.7	19.5	19.4	19.8	19	19.62	19.4	19.62
12 - 13	19.7	18.8	19.4	19.1	19	19.7	19.3	19.2	19.5	19.2
13 - 14	20	19.8	19.3	19.8	20	19.5	19.6	19.78	19.55	19.78
14 - 15	19.3	20.6	19	19.5	19.2	18.7	21.5	19.52	20.1	19.52
15 - 16	19.2	19	18.8	19.4	19.1	19.9	20	19.1	19.95	19.1
16 - 17	19.3	19.2	19.4	19.5	19.8	19.7	18.8	19.44	19.25	19.44
17 - 18	18.9	19.2	19.2	18.9	19.4	19.9	19.2	19.12	19.55	19.12
18 - 19	19.3	19.1	19.6	19.5	19.2	19.6	20	19.34	19.8	19.34
19 - 20	19.2	19.7	19.5	19.7	19.3	19.6	19.6	19.48	19.6	19.48
20 - 21	19.1	19.6	19.3	19.7	19.7	22.5	19.2	19.48	20.85	19.48
21 - 22	20	19.8	20	22.9	19.4	25	25	20.42	25	20.42
22 - 23	20	22.5	22.5	20	20	19.3	20	21	19.65	21
23 - 24	27.5	20	22.5	25	22.5	22.5	22.5	23.5	22.5	23.5
Totals	427.8	417.3	408.4	399.9	431.6	482.1	449			
% of Total	14.18%	13.84%	13.54%	13.26%	14.31%	15.98%	14.89%			

Incoming Direction Weekly EightyFifthSpeeds
Devlin Drive

from Thu-Jan-10-2019-12-00-PM to Thu-Feb-07-2019-01-59-PM

	21/01/2019	to	27/01/2019							
	Monday	Tuesday	Wednesday	Thursday	Friday	Saturday	Sunday	Week	Weekend	Week Day 85%
Hour	21/01/2019	22/01/2019	23/01/2019	24/01/2019	25/01/2019	26/01/2019	27/01/2019	Day Avg	Avg	Avg Speed
0 - 1	20	20	20	20	20	18.8	26.7	20	22.75	20
1 - 2	25	20	25	15	20	20	25	21	22.5	21
2 - 3	25	0	25	25	0	20	15	25	17.5	25
3 - 4	15	20	15	0	0	20	30	16.67	25	16.67
4 - 5	0	0	0	0	20	0	25	20	25	20
5 - 6	25	25	20	25	0	20	0	23.75	20	23.75
6 - 7	23.3	24	22.5	20	22.5	20	20	22.46	20	22.46
7 - 8	20	19.1	19.4	18.9	20	22.5	22.5	19.48	22.5	19.48
8 - 9	19.6	18.8	18.8	19.1	19.8	19	18.3	19.22	18.65	19.22
9 - 10	18.8	19.1	18.8	20.6	18.3	17.9	20	19.12	18.95	19.12
10 - 11	18.8	19.4	21	19.6	20	19.3	18.6	19.76	18.95	19.76
11 - 12	19.2	19.6	19.2	20	19.2	18.5	18.8	19.44	18.65	19.44
12 - 13	18.9	19.6	20	20	19.7	19.7	19.4	19.64	19.55	19.64
13 - 14	18.9	20	19.8	20	19.5	18.7	20	19.64	19.35	19.64
14 - 15	19.6	19	19.6	20	19.8	18.9	19.9	19.6	19.4	19.6
15 - 16	18.5	19.5	19.9	19.3	20	19.3	19.7	19.44	19.5	19.44
16 - 17	19	19.2	20.4	20.9	19.6	19	19.7	19.82	19.35	19.82
17 - 18	19.3	19.4	19.9	19.5	19.5	19	19.5	19.52	19.25	19.52
18 - 19	19.2	19	19.9	19.9	19.2	18.6	21.1	19.44	19.85	19.44
19 - 20	19.1	20.5	21.7	22.9	19.5	20	20	20.74	20	20.74
20 - 21	19.9	19.8	21.7	22	20	19.5	20	20.68	19.75	20.68
21 - 22	19.5	19.7	19.4	21.7	20	20	23.3	20.06	21.65	20.06
22 - 23	27.5	19.2	21	19.6	20.8	20	25	21.62	22.5	21.62
23 - 24	19	20	25	25	21.7	20	28.3	22.14	24.15	22.14
Totals	468.1	439.9	473	454	419.1	448.7	495.8			
% of Total	14.63%	13.75%	14.79%	14.19%	13.1%	14.03%	15.5%			

Incoming Direction Weekly EightyFifthSpeeds
Devlin Drive

from Thu-Jan-10-2019-12-00-PM to Thu-Feb-07-2019-01-59-PM

	28/01/2019	to	03/02/2019							
	Monday	Tuesday	Wednesday	Thursday	Friday	Saturday	Sunday	Week	Weekend	Week Day 85%
Hour	28/01/2019	29/01/2019	30/01/2019	31/01/2019	01/02/2019	02/02/2019	03/02/2019	Day Avg	Avg	Avg Speed
0 - 1	25	0	22.5	25	25	20	20	24.38	20	24.38
1 - 2	0	20	15	25	20	20	20	20	20	20
2 - 3	15	0	0	0	20	9.4	0	17.5	9.4	17.5
3 - 4	15	0	20	0	20	20	20	18.33	20	18.33
4 - 5	0	0	20	15	0	20	0	17.5	20	17.5
5 - 6	20	20	0	0	0	20	25	20	22.5	20
6 - 7	20	23.3	20	19	25	25	0	21.46	25	21.46
7 - 8	22.1	21.2	18.5	19.5	21.7	22.5	20	20.6	21.25	20.6
8 - 9	19.8	19.8	19.6	19.5	21.7	18.8	15	20.08	16.9	20.08
9 - 10	20.8	19.2	20	19.5	19.6	19.1	19.5	19.82	19.3	19.82
10 - 11	19.3	21.7	19.3	19.4	19.8	20	18.9	19.9	19.45	19.9
11 - 12	19.6	20.6	20	19.8	19.7	20	19.5	19.94	19.75	19.94
12 - 13	20	19.5	19.7	20	21.5	21.7	19.6	20.14	20.65	20.14
13 - 14	19.8	19.5	19.1	19.6	19.5	19.5	19.7	19.5	19.6	19.5
14 - 15	20.5	20	19.6	19.2	19.5	20	21.5	19.76	20.75	19.76
15 - 16	19.6	20.5	19.9	19.6	19.4	19.7	19.4	19.8	19.55	19.8
16 - 17	19.7	19.8	19.9	19.5	19.8	20.5	20.8	19.74	20.65	19.74
17 - 18	19.6	20.2	19	19.6	19.9	19.6	19.9	19.66	19.75	19.66
18 - 19	19.8	19.9	18.9	19.8	19.9	19.6	21.7	19.66	20.65	19.66
19 - 20	21.4	20.6	20	19.5	20.4	21.2	20	20.38	20.6	20.38
20 - 21	19.8	19.5	19.5	19.8	19.6	20	19.7	19.64	19.85	19.64
21 - 22	20	22.5	19.3	20	19.7	22.5	19.4	20.3	20.95	20.3
22 - 23	23.8	23	21.7	20	19.2	23.3	20	21.54	21.65	21.54
23 - 24	25	20	20	25	22	22.5	30	22.4	26.25	22.4
Totals	445.6	410.8	431.5	423.3	452.9	484.9	429.6			
% of Total	14.47%	13.34%	14.02%	13.75%	14.71%	15.75%	13.95%			

Incoming Direction Weekly EightyFifthSpeeds
Devlin Drive

from Thu-Jan-10-2019-12-00-PM to Thu-Feb-07-2019-01-59-PM

	04/02/2019	to	10/02/2019							
	Monday	Tuesday	Wednesday	Thursday	Friday	Saturday	Sunday	Week	Weekend	Week Day 85%
Hour	04/02/2019	05/02/2019	06/02/2019	07/02/2019	08/02/2019	09/02/2019	10/02/2019	Day Avg	Avg	Avg Speed
0 - 1	20	0	30	20	*	*	*	23.33	0	23.33
1 - 2	0	0	0	0	*	*	*	0	0	0
2 - 3	0	20	25	25	*	*	*	23.33	0	23.33
3 - 4	20	20	0	0	*	*	*	20	0	20
4 - 5	20	0	20	0	*	*	*	20	0	20
5 - 6	0	0	25	15	*	*	*	20	0	20
6 - 7	25	18.3	20	20	*	*	*	20.82	0	20.82
7 - 8	22.5	19.4	20	21.7	*	*	*	20.9	0	20.9
8 - 9	21.2	19.6	19.2	20	*	*	*	20	0	20
9 - 10	23	21	19.8	19.2	*	*	*	20.75	0	20.75
10 - 11	19.4	22.5	19.8	18.8	*	*	*	20.12	0	20.12
11 - 12	22.8	20	21.7	21.4	*	*	*	21.48	0	21.48
12 - 13	21.8	22.5	19.5	18.8	*	*	*	20.65	0	20.65
13 - 14	20	19.8	19.5	0	*	*	*	19.77	0	19.77
14 - 15	19.1	19.2	19.5	*	*	*	*	19.27	0	19.27
15 - 16	19.3	20	20.4	*	*	*	*	19.9	0	19.9
16 - 17	19.8	19.9	20	*	*	*	*	19.9	0	19.9
17 - 18	19.8	19.9	18.9	*	*	*	*	19.53	0	19.53
18 - 19	20.3	19.6	19.3	*	*	*	*	19.73	0	19.73
19 - 20	22.7	20.6	19.7	*	*	*	*	21	0	21
20 - 21	21	19.8	20.8	*	*	*	*	20.53	0	20.53
21 - 22	20	22.5	20	*	*	*	*	20.83	0	20.83
22 - 23	22.5	22.5	22.1	*	*	*	*	22.37	0	22.37
23 - 24	23.8	20	18.3	*	*	*	*	20.7	0	20.7
Totals	444	407.1	458.5	199.9	0	0	0			
% of Total	29.41%	26.97%	30.37%	13.24%	0%	0%	0%			

Incoming Direction Monthly EightyFifthSpeeds
Devlin Drive

from Thu-Jan-10-2019-12-00-PM to Thu-Feb-07-2019-01-59-PM

Hour	Jan 2019							Week Day Avg	Weekend Avg	Week Day 85% Avg Speed
	Monday	Tuesday	Wednesday	Thursday	Friday	Saturday	Sunday			
0 - 1	20	17.5	20	22.5	18.8	19.6	25	19.76	22.3	19.76
1 - 2	20	20	25	25	20	19.3	20	22	19.65	22
2 - 3	30	15	25	25	20	18.8	19.3	23	19.05	23
3 - 4	15	25	20	0	20	22.5	20	20	21.25	20
4 - 5	0	0	20	15	20	25	25	18.33	25	18.33
5 - 6	25	20	20	25	0	20	25	22.5	22.5	22.5
6 - 7	21.7	23.5	21.2	20	22.5	20	25	21.78	22.5	21.78
7 - 8	20	19.6	19.4	19.2	20.8	22.5	20	19.8	21.25	19.8
8 - 9	19.5	19.1	19	19.6	19.7	19.3	21	19.38	20.15	19.38
9 - 10	19.3	19.3	19.2	19.5	19	19	19.4	19.26	19.2	19.26
10 - 11	19.1	19.7	19.5	19.6	19.6	19.6	18.6	19.5	19.1	19.5
11 - 12	19.5	19.5	19.8	19.8	19.3	19.4	19	19.58	19.2	19.58
12 - 13	19.6	19.2	19.7	19.9	19.5	20	19.2	19.58	19.6	19.58
13 - 14	19.5	19.8	19.4	19.9	19.4	19.7	19.6	19.6	19.65	19.6
14 - 15	19.7	19.6	19.4	19.6	19.6	19.1	20	19.58	19.55	19.58
15 - 16	19.2	19.5	19.6	19.5	19.8	19.6	19.6	19.52	19.6	19.52
16 - 17	19.3	19.4	19.8	19.8	19.7	19.3	19.4	19.6	19.35	19.6
17 - 18	19.3	19.5	19.3	19.5	19.5	19.5	19.5	19.42	19.5	19.42
18 - 19	19.4	19.4	19.5	19.9	19.5	19.3	20.5	19.54	19.9	19.54
19 - 20	19.6	20	19.9	20.3	19.6	20	19.4	19.88	19.7	19.88
20 - 21	19.6	19.6	19.8	20.4	19.9	20.7	20	19.86	20.35	19.86
21 - 22	19.8	20	19.5	22.3	20	20.8	22.9	20.32	21.85	20.32
22 - 23	23.5	21.7	21.8	21.1	21.5	19.8	22.5	21.92	21.15	21.92
23 - 24	25	20	22.5	24.4	22.5	19.7	26.7	22.88	23.2	22.88

Incoming Direction Monthly EightyFifthSpeeds
Devlin Drive

from Thu-Jan-10-2019-12-00-PM to Thu-Feb-07-2019-01-59-PM

Hour	Feb 2019							Week Day Avg	Weekend Avg	Week Day 85% Avg Speed
	Monday	Tuesday	Wednesday	Thursday	Friday	Saturday	Sunday			
0 - 1	20	0	30	20	25	20	20	23.75	20	23.75
1 - 2	0	0	0	0	20	20	20	20	20	20
2 - 3	0	20	25	25	20	9.4	0	22.5	9.4	22.5
3 - 4	20	20	0	0	20	20	20	20	20	20
4 - 5	20	0	20	0	0	20	0	20	20	20
5 - 6	0	0	25	15	0	20	25	20	22.5	20
6 - 7	25	18.3	20	20	25	25	0	21.66	25	21.66
7 - 8	22.5	19.4	20	21.7	21.7	22.5	20	21.06	21.25	21.06
8 - 9	21.2	19.6	19.2	20	21.7	18.8	15	20.34	16.9	20.34
9 - 10	23	21	19.8	19.2	19.6	19.1	19.5	20.52	19.3	20.52
10 - 11	19.4	22.5	19.8	18.8	19.8	20	18.9	20.06	19.45	20.06
11 - 12	22.8	20	21.7	21.4	19.7	20	19.5	21.12	19.75	21.12
12 - 13	21.8	22.5	19.5	18.8	21.5	21.7	19.6	20.82	20.65	20.82
13 - 14	20	19.8	19.5	0	19.5	19.5	19.7	19.7	19.6	19.7
14 - 15	19.1	19.2	19.5	*	19.5	20	21.5	19.32	20.75	19.32
15 - 16	19.3	20	20.4	*	19.4	19.7	19.4	19.77	19.55	19.77
16 - 17	19.8	19.9	20	*	19.8	20.5	20.8	19.88	20.65	19.88
17 - 18	19.8	19.9	18.9	*	19.9	19.6	19.9	19.62	19.75	19.62
18 - 19	20.3	19.6	19.3	*	19.9	19.6	21.7	19.77	20.65	19.77
19 - 20	22.7	20.6	19.7	*	20.4	21.2	20	20.85	20.6	20.85
20 - 21	21	19.8	20.8	*	19.6	20	19.7	20.3	19.85	20.3
21 - 22	20	22.5	20	*	19.7	22.5	19.4	20.55	20.95	20.55
22 - 23	22.5	22.5	22.1	*	19.2	23.3	20	21.58	21.65	21.58
23 - 24	23.8	20	18.3	*	22	22.5	30	21.02	26.25	21.02

Starting Hour	Count	Average Speed of all Traffic	Violator Counts	Average Speed of Violators
00:00:00	0	N/A	N/A	N/A
01:00:00	0	N/A	N/A	N/A
02:00:00	0	N/A	N/A	N/A
03:00:00	0	N/A	N/A	N/A
04:00:00	0	N/A	N/A	N/A
05:00:00	0	N/A	N/A	N/A
06:00:00	0	N/A	N/A	N/A
07:00:00	0	N/A	N/A	N/A
08:00:00	0	N/A	N/A	N/A
09:00:00	0	N/A	N/A	N/A
10:00:00	0	N/A	N/A	N/A
11:00:00	0	N/A	N/A	N/A
12:00:00	38	8.6	9	22.5
13:00:00	71	7.9	11	24.3
14:00:00	33	10.8	6	22.5
15:00:00	74	6.9	9	23.6
16:00:00	72	7.0	10	23.5
17:00:00	132	4.5	15	23.5
18:00:00	126	4.9	25	23.1
19:00:00	61	9.1	13	23.3
20:00:00	58	7.7	10	22.5
21:00:00	25	14.0	7	23.2
22:00:00	23	13.5	8	23.8
23:00:00	11	12.0	3	22.5
00:00:00	6	15.0	0	0.0
01:00:00	0	N/A	N/A	N/A
02:00:00	2	15.0	0	0.0
03:00:00	0	N/A	N/A	N/A
04:00:00	0	N/A	N/A	N/A
05:00:00	0	N/A	N/A	N/A
06:00:00	9	15.6	1	22.5
07:00:00	15	11.3	4	22.5
08:00:00	25	10.8	5	22.5
09:00:00	34	11.7	4	23.8
10:00:00	37	10.3	4	23.8
11:00:00	25	11.6	3	22.5
12:00:00	50	9.0	7	23.2
13:00:00	67	6.2	4	22.5
14:00:00	45	7.8	5	22.5
15:00:00	77	7.8	13	23.7
16:00:00	108	5.2	13	22.9
17:00:00	164	3.4	15	22.5
18:00:00	114	5.6	19	23.3
19:00:00	61	7.1	7	23.2
20:00:00	42	9.0	7	23.2
21:00:00	30	11.3	7	23.9
22:00:00	22	12.8	7	23.9
23:00:00	18	14.4	4	23.8
00:00:00	7	13.6	1	22.5
01:00:00	2	17.5	0	0.0
02:00:00	4	9.4	0	0.0

Starting Hour	Count	Average Speed of all Traffic	Violator Counts	Average Speed of Violators
03:00:00	3	19.2	2	22.5
04:00:00	0	N/A	N/A	N/A
05:00:00	0	N/A	N/A	N/A
06:00:00	9	16.4	2	22.5
07:00:00	7	15.4	0	0.0
08:00:00	15	10.7	0	0.0
09:00:00	35	7.9	3	24.2
10:00:00	60	6.8	5	22.5
11:00:00	77	6.0	8	22.5
12:00:00	79	7.4	19	23.8
13:00:00	68	7.1	14	23.9
14:00:00	67	7.4	8	23.8
15:00:00	71	6.7	7	22.5
16:00:00	83	5.9	6	22.5
17:00:00	69	7.1	7	22.5
18:00:00	68	7.1	7	23.2
19:00:00	38	11.1	7	23.2
20:00:00	24	11.4	3	22.5
21:00:00	23	12.7	3	22.5
22:00:00	15	13.3	2	22.5
23:00:00	13	12.3	0	0.0
00:00:00	10	16.3	2	25.0
01:00:00	6	12.9	1	22.5
02:00:00	5	13.0	0	0.0
03:00:00	1	17.5	0	0.0
04:00:00	0	N/A	N/A	N/A
05:00:00	1	22.5	1	22.5
06:00:00	1	22.5	1	22.5
07:00:00	4	14.4	1	22.5
08:00:00	8	14.7	1	22.5
09:00:00	21	13.2	2	22.5
10:00:00	41	7.3	2	22.5
11:00:00	45	7.4	2	25.0
12:00:00	72	6.9	5	22.5
13:00:00	79	5.2	5	22.5
14:00:00	48	8.3	4	22.5
15:00:00	68	5.5	2	22.5
16:00:00	71	7.1	9	23.6
17:00:00	56	8.3	9	23.1
18:00:00	41	10.1	5	23.5
19:00:00	39	8.1	2	22.5
20:00:00	36	9.7	7	22.5
21:00:00	13	13.8	2	22.5
22:00:00	10	10.5	2	22.5
23:00:00	2	20.0	1	22.5
00:00:00	3	11.7	0	0.0
01:00:00	0	N/A	N/A	N/A
02:00:00	2	22.5	1	27.5
03:00:00	0	N/A	N/A	N/A
04:00:00	0	N/A	N/A	N/A
05:00:00	0	N/A	N/A	N/A

Starting Hour	Count	Average Speed of all Traffic	Violator Counts	Average Speed of Violators
06:00:00	6	9.6	1	22.5
07:00:00	18	11.5	1	22.5
08:00:00	34	9.8	3	22.5
09:00:00	40	8.1	1	22.5
10:00:00	42	7.7	2	22.5
11:00:00	33	9.5	4	23.8
12:00:00	29	10.9	3	22.5
13:00:00	47	9.1	7	23.2
14:00:00	45	7.8	2	22.5
15:00:00	70	6.4	5	22.5
16:00:00	81	5.6	6	23.3
17:00:00	149	3.4	4	22.5
18:00:00	117	4.2	7	22.5
19:00:00	85	5.2	6	22.5
20:00:00	40	6.9	1	22.5
21:00:00	32	8.7	4	22.5
22:00:00	19	11.2	2	22.5
23:00:00	8	15.0	3	24.2
00:00:00	4	14.4	1	27.5
01:00:00	0	N/A	N/A	N/A
02:00:00	2	10.0	0	0.0
03:00:00	1	22.5	1	22.5
04:00:00	0	N/A	N/A	N/A
05:00:00	0	N/A	N/A	N/A
06:00:00	3	19.2	2	22.5
07:00:00	16	12.8	0	0.0
08:00:00	29	9.3	1	22.5
09:00:00	34	9.7	3	22.5
10:00:00	50	6.4	3	22.5
11:00:00	51	7.5	2	22.5
12:00:00	50	7.2	2	22.5
13:00:00	40	8.0	5	22.5
14:00:00	47	8.6	8	22.5
15:00:00	64	5.8	1	22.5
16:00:00	81	6.0	7	22.5
17:00:00	166	3.2	10	22.5
18:00:00	112	4.3	6	22.5
19:00:00	73	6.6	7	22.5
20:00:00	41	8.5	4	22.5
21:00:00	32	9.5	4	23.8
22:00:00	26	11.8	6	23.3
23:00:00	4	18.8	1	27.5
00:00:00	14	8.6	1	22.5
01:00:00	1	22.5	1	22.5
02:00:00	0	N/A	N/A	N/A
03:00:00	0	N/A	N/A	N/A
04:00:00	0	N/A	N/A	N/A
05:00:00	2	12.5	0	0.0
06:00:00	4	15.0	1	22.5
07:00:00	26	11.3	4	23.8
08:00:00	38	7.1	1	22.5

Starting Hour	Count	Average Speed of all Traffic	Violator Counts	Average Speed of Violators
09:00:00	31	8.8	1	22.5
10:00:00	26	8.7	1	22.5
11:00:00	44	8.8	8	22.5
12:00:00	51	7.2	5	22.5
13:00:00	36	7.6	2	22.5
14:00:00	55	7.3	3	22.5
15:00:00	81	4.7	2	22.5
16:00:00	75	6.2	7	23.2
17:00:00	147	3.6	7	22.5
18:00:00	113	4.4	12	22.9
19:00:00	83	5.8	7	23.2
20:00:00	50	7.6	3	22.5
21:00:00	42	9.4	6	22.5
22:00:00	21	12.7	6	22.5
23:00:00	6	19.2	2	22.5
00:00:00	2	20.0	1	22.5
01:00:00	0	N/A	N/A	N/A
02:00:00	0	N/A	N/A	N/A
03:00:00	0	N/A	N/A	N/A
04:00:00	1	12.5	0	0.0
05:00:00	0	N/A	N/A	N/A
06:00:00	2	15.0	0	0.0
07:00:00	12	11.5	1	22.5
08:00:00	37	9.1	5	22.5
09:00:00	45	8.2	2	22.5
10:00:00	20	8.5	2	22.5
11:00:00	28	9.9	3	25.8
12:00:00	57	6.5	2	22.5
13:00:00	54	7.6	7	22.5
14:00:00	53	8.3	6	23.3
15:00:00	59	6.2	3	22.5
16:00:00	89	5.8	11	22.5
17:00:00	158	3.3	7	22.5
18:00:00	123	4.5	13	22.9
19:00:00	86	5.5	8	23.1
20:00:00	59	7.7	8	22.5
21:00:00	33	14.2	12	22.5
22:00:00	16	13.4	2	25.0
23:00:00	9	16.7	2	25.0
00:00:00	0	N/A	N/A	N/A
01:00:00	1	17.5	0	0.0
02:00:00	1	17.5	0	0.0
03:00:00	2	15.0	0	0.0
04:00:00	1	12.5	0	0.0
05:00:00	0	N/A	N/A	N/A
06:00:00	7	15.7	3	22.5
07:00:00	17	14.4	3	22.5
08:00:00	28	10.3	1	22.5
09:00:00	45	8.6	4	22.5
10:00:00	45	8.4	5	22.5
11:00:00	41	8.8	3	22.5

Starting Hour	Count	Average Speed of all Traffic	Violator Counts	Average Speed of Violators
12:00:00	68	6.5	5	22.5
13:00:00	57	7.1	6	22.5
14:00:00	44	8.5	5	23.5
15:00:00	71	5.5	4	22.5
16:00:00	84	5.8	6	22.5
17:00:00	162	3.2	17	22.5
18:00:00	115	4.3	7	22.5
19:00:00	85	5.4	4	23.8
20:00:00	32	9.5	5	22.5
21:00:00	19	10.3	0	0.0
22:00:00	45	9.6	8	23.1
23:00:00	24	12.1	5	23.5
00:00:00	3	20.8	1	27.5
01:00:00	5	14.0	1	22.5
02:00:00	1	17.5	0	0.0
03:00:00	3	17.5	0	0.0
04:00:00	1	22.5	1	22.5
05:00:00	0	N/A	N/A	N/A
06:00:00	3	15.8	0	0.0
07:00:00	6	16.3	3	24.2
08:00:00	11	9.8	0	0.0
09:00:00	44	9.1	3	22.5
10:00:00	61	7.2	7	23.9
11:00:00	56	7.9	9	22.5
12:00:00	61	7.4	6	22.5
13:00:00	63	6.9	7	22.5
14:00:00	73	5.5	2	22.5
15:00:00	71	6.2	9	22.5
16:00:00	92	5.5	11	22.5
17:00:00	71	6.9	10	23.0
18:00:00	75	6.0	8	23.1
19:00:00	47	8.0	4	22.5
20:00:00	37	12.3	11	23.0
21:00:00	16	14.7	3	24.2
22:00:00	25	11.7	2	30.0
23:00:00	9	16.1	3	22.5
00:00:00	8	16.6	3	22.5
01:00:00	3	15.8	0	0.0
02:00:00	5	18.5	1	22.5
03:00:00	3	15.8	0	0.0
04:00:00	0	N/A	N/A	N/A
05:00:00	1	22.5	1	22.5
06:00:00	0	N/A	N/A	N/A
07:00:00	3	15.8	0	0.0
08:00:00	13	14.6	4	22.5
09:00:00	18	12.8	1	22.5
10:00:00	43	8.0	2	22.5
11:00:00	55	7.0	3	22.5
12:00:00	68	7.1	6	22.5
13:00:00	72	6.8	8	23.1
14:00:00	76	6.8	14	23.2

Starting Hour	Count	Average Speed of all Traffic	Violator Counts	Average Speed of Violators
15:00:00	69	7.6	11	23.0
16:00:00	93	4.5	2	22.5
17:00:00	64	6.0	4	22.5
18:00:00	43	8.8	5	22.5
19:00:00	30	11.2	4	23.8
20:00:00	25	8.3	1	22.5
21:00:00	13	15.8	5	23.5
22:00:00	7	10.0	0	0.0
23:00:00	8	17.2	3	22.5
00:00:00	2	15.0	0	0.0
01:00:00	3	19.2	1	22.5
02:00:00	1	22.5	1	22.5
03:00:00	2	12.5	0	0.0
04:00:00	0	N/A	N/A	N/A
05:00:00	1	22.5	1	22.5
06:00:00	7	18.9	3	22.5
07:00:00	16	15.3	2	22.5
08:00:00	15	13.0	2	22.5
09:00:00	38	6.8	1	22.5
10:00:00	36	7.9	1	22.5
11:00:00	36	10.1	3	22.5
12:00:00	39	8.2	3	29.2
13:00:00	61	5.9	1	22.5
14:00:00	47	7.9	6	22.5
15:00:00	72	6.1	4	23.8
16:00:00	104	4.9	5	22.5
17:00:00	115	4.5	8	22.5
18:00:00	131	4.1	8	22.5
19:00:00	55	7.6	4	22.5
20:00:00	49	7.6	6	22.5
21:00:00	30	10.6	3	22.5
22:00:00	14	16.4	5	24.5
23:00:00	8	13.8	2	27.5
00:00:00	1	17.5	0	0.0
01:00:00	1	17.5	0	0.0
02:00:00	0	N/A	N/A	N/A
03:00:00	1	17.5	0	0.0
04:00:00	0	N/A	N/A	N/A
05:00:00	1	22.5	1	22.5
06:00:00	9	16.7	4	22.5
07:00:00	14	11.4	1	22.5
08:00:00	26	10.0	0	0.0
09:00:00	28	11.0	2	22.5
10:00:00	41	9.3	3	22.5
11:00:00	47	7.5	5	22.5
12:00:00	45	9.1	5	22.5
13:00:00	37	8.9	5	23.5
14:00:00	55	7.1	3	22.5
15:00:00	73	6.4	6	23.3
16:00:00	102	4.3	7	22.5
17:00:00	143	3.7	11	22.5

Starting Hour	Count	Average Speed of all Traffic	Violator Counts	Average Speed of Violators
18:00:00	108	3.8	3	22.5
19:00:00	71	6.8	14	22.5
20:00:00	43	8.5	5	22.5
21:00:00	26	11.4	4	23.8
22:00:00	23	9.9	1	32.5
23:00:00	7	17.5	1	22.5
00:00:00	3	11.7	0	0.0
01:00:00	1	22.5	1	22.5
02:00:00	2	17.5	1	22.5
03:00:00	1	12.5	0	0.0
04:00:00	0	N/A	N/A	N/A
05:00:00	1	17.5	0	0.0
06:00:00	5	18.5	2	22.5
07:00:00	24	10.6	3	22.5
08:00:00	35	7.3	1	22.5
09:00:00	38	9.1	2	22.5
10:00:00	26	14.3	4	22.5
11:00:00	36	8.8	5	22.5
12:00:00	49	6.9	5	22.5
13:00:00	39	9.8	6	23.3
14:00:00	56	7.3	7	23.2
15:00:00	80	7.2	11	25.2
16:00:00	84	6.2	13	22.9
17:00:00	143	4.1	19	23.3
18:00:00	132	4.4	18	23.3
19:00:00	44	10.7	10	22.5
20:00:00	39	10.1	9	22.5
21:00:00	29	10.3	2	22.5
22:00:00	29	10.3	5	22.5
23:00:00	11	13.6	2	25.0
00:00:00	1	17.5	0	0.0
01:00:00	1	12.5	0	0.0
02:00:00	2	22.5	2	22.5
03:00:00	1	12.5	0	0.0
04:00:00	0	N/A	N/A	N/A
05:00:00	2	17.5	1	22.5
06:00:00	3	17.5	1	22.5
07:00:00	17	12.2	0	0.0
08:00:00	32	10.6	2	25.0
09:00:00	58	7.4	9	22.5
10:00:00	42	9.1	5	22.5
11:00:00	52	8.7	7	23.2
12:00:00	25	9.8	3	25.8
13:00:00	53	8.4	9	23.6
14:00:00	38	8.4	6	25.0
15:00:00	88	5.3	6	22.5
16:00:00	80	6.8	13	22.5
17:00:00	140	4.2	15	22.5
18:00:00	109	5.7	14	23.6
19:00:00	63	7.9	18	23.3
20:00:00	41	9.1	8	22.5

Starting Hour	Count	Average Speed of all Traffic	Violator Counts	Average Speed of Violators
21:00:00	28	9.9	8	22.5
22:00:00	21	11.2	2	22.5
23:00:00	5	21.5	3	24.2
00:00:00	1	17.5	0	0.0
01:00:00	1	17.5	0	0.0
02:00:00	0	N/A	N/A	N/A
03:00:00	0	N/A	N/A	N/A
04:00:00	1	17.5	0	0.0
05:00:00	0	N/A	N/A	N/A
06:00:00	5	18.5	2	22.5
07:00:00	23	11.2	3	22.5
08:00:00	31	7.3	3	22.5
09:00:00	38	7.8	3	24.2
10:00:00	35	10.4	4	22.5
11:00:00	49	8.3	3	22.5
12:00:00	62	8.0	9	23.1
13:00:00	57	7.4	5	22.5
14:00:00	53	8.2	7	23.2
15:00:00	72	6.5	12	22.9
16:00:00	112	4.5	12	22.9
17:00:00	147	3.6	13	22.5
18:00:00	112	4.5	7	22.5
19:00:00	68	6.9	6	23.3
20:00:00	39	9.0	5	22.5
21:00:00	20	9.8	3	22.5
22:00:00	33	10.2	5	22.5
23:00:00	14	15.2	4	22.5
00:00:00	10	14.8	0	0.0
01:00:00	4	13.8	0	0.0
02:00:00	2	15.0	0	0.0
03:00:00	1	17.5	0	0.0
04:00:00	0	N/A	N/A	N/A
05:00:00	1	17.5	0	0.0
06:00:00	3	12.5	0	0.0
07:00:00	8	15.9	2	22.5
08:00:00	9	13.9	1	22.5
09:00:00	34	7.1	1	22.5
10:00:00	47	8.3	4	25.0
11:00:00	87	4.5	1	22.5
12:00:00	58	7.4	7	22.5
13:00:00	67	5.7	2	22.5
14:00:00	60	5.6	2	22.5
15:00:00	70	5.8	5	22.5
16:00:00	82	5.1	3	22.5
17:00:00	71	6.5	5	22.5
18:00:00	85	4.9	2	22.5
19:00:00	41	7.9	6	22.5
20:00:00	33	8.8	3	22.5
21:00:00	21	11.4	3	24.2
22:00:00	30	9.6	4	22.5
23:00:00	14	14.1	2	27.5

Starting Hour	Count	Average Speed of all Traffic	Violator Counts	Average Speed of Violators
00:00:00	9	21.9	6	25.0
01:00:00	4	18.8	1	22.5
02:00:00	1	12.5	0	0.0
03:00:00	2	22.5	1	27.5
04:00:00	1	22.5	1	22.5
05:00:00	0	N/A	N/A	N/A
06:00:00	2	17.5	0	0.0
07:00:00	6	18.3	2	22.5
08:00:00	5	14.5	0	0.0
09:00:00	15	14.0	1	22.5
10:00:00	30	9.2	3	22.5
11:00:00	68	5.8	2	22.5
12:00:00	72	6.3	7	22.5
13:00:00	50	9.0	8	24.4
14:00:00	64	6.5	8	22.5
15:00:00	81	5.7	10	24.0
16:00:00	90	5.8	10	22.5
17:00:00	52	7.2	4	22.5
18:00:00	44	9.9	9	22.5
19:00:00	36	8.8	3	22.5
20:00:00	15	12.8	3	22.5
21:00:00	24	14.5	7	22.5
22:00:00	14	16.3	5	25.5
23:00:00	7	20.0	6	25.0
00:00:00	3	20.8	2	22.5
01:00:00	0	N/A	N/A	N/A
02:00:00	1	12.5	0	0.0
03:00:00	1	12.5	0	0.0
04:00:00	0	N/A	N/A	N/A
05:00:00	1	17.5	0	0.0
06:00:00	10	11.8	1	22.5
07:00:00	33	11.7	9	23.6
08:00:00	32	10.2	3	22.5
09:00:00	38	10.9	6	22.5
10:00:00	41	7.9	4	23.8
11:00:00	37	10.1	4	22.5
12:00:00	43	8.8	6	23.3
13:00:00	40	8.2	4	22.5
14:00:00	66	7.9	11	23.0
15:00:00	74	5.9	6	22.5
16:00:00	92	5.9	11	22.5
17:00:00	154	3.8	17	22.5
18:00:00	107	5.2	12	23.3
19:00:00	62	7.9	13	22.9
20:00:00	42	9.3	6	24.2
21:00:00	26	11.3	4	23.8
22:00:00	20	12.4	5	23.5
23:00:00	9	18.6	3	24.2
00:00:00	0	N/A	N/A	N/A
01:00:00	1	17.5	0	0.0
02:00:00	0	N/A	N/A	N/A

Starting Hour	Count	Average Speed of all Traffic	Violator Counts	Average Speed of Violators
03:00:00	0	N/A	N/A	N/A
04:00:00	0	N/A	N/A	N/A
05:00:00	1	17.5	0	0.0
06:00:00	9	14.2	2	22.5
07:00:00	22	11.8	5	22.5
08:00:00	45	7.0	4	22.5
09:00:00	48	8.1	4	23.8
10:00:00	45	10.1	10	23.0
11:00:00	51	9.9	10	23.5
12:00:00	46	8.0	4	22.5
13:00:00	62	7.1	7	22.5
14:00:00	56	8.9	8	23.1
15:00:00	74	7.0	11	23.4
16:00:00	96	5.1	11	22.5
17:00:00	163	4.0	26	23.3
18:00:00	110	5.7	15	23.8
19:00:00	68	7.5	11	23.0
20:00:00	50	7.3	5	22.5
21:00:00	27	12.2	5	24.5
22:00:00	26	11.9	7	23.2
23:00:00	10	11.5	2	27.5
00:00:00	5	18.5	2	22.5
01:00:00	1	12.5	0	0.0
02:00:00	0	N/A	N/A	N/A
03:00:00	1	17.5	0	0.0
04:00:00	2	15.0	0	0.0
05:00:00	1	17.5	0	0.0
06:00:00	8	10.3	1	22.5
07:00:00	24	7.6	0	0.0
08:00:00	23	11.2	2	25.0
09:00:00	30	11.5	5	23.5
10:00:00	45	7.7	4	22.5
11:00:00	38	8.8	5	23.5
12:00:00	34	10.0	3	22.5
13:00:00	41	8.9	3	24.2
14:00:00	53	8.2	6	23.3
15:00:00	71	6.9	10	23.0
16:00:00	99	5.2	13	22.9
17:00:00	162	2.9	7	23.2
18:00:00	116	4.0	3	22.5
19:00:00	52	9.0	9	22.5
20:00:00	44	7.1	4	22.5
21:00:00	43	8.7	3	24.2
22:00:00	25	12.8	5	22.5
23:00:00	10	14.0	2	22.5
00:00:00	2	17.5	1	22.5
01:00:00	1	22.5	1	22.5
02:00:00	0	N/A	N/A	N/A
03:00:00	0	N/A	N/A	N/A
04:00:00	1	12.5	0	0.0
05:00:00	0	N/A	N/A	N/A

Starting Hour	Count	Average Speed of all Traffic	Violator Counts	Average Speed of Violators
06:00:00	10	8.3	1	22.5
07:00:00	12	14.2	1	22.5
08:00:00	24	11.5	2	22.5
09:00:00	44	9.1	5	22.5
10:00:00	36	9.7	4	22.5
11:00:00	42	9.0	6	22.5
12:00:00	47	7.0	7	22.5
13:00:00	55	8.1	6	23.3
14:00:00	65	6.7	4	25.0
15:00:00	67	6.7	6	23.3
16:00:00	99	5.2	10	23.0
17:00:00	162	4.2	16	23.8
18:00:00	115	4.9	14	23.9
19:00:00	60	6.9	7	23.2
20:00:00	54	6.8	6	22.5
21:00:00	38	8.5	5	22.5
22:00:00	12	13.1	3	22.5
23:00:00	9	19.7	3	24.2
00:00:00	2	20.0	1	22.5
01:00:00	1	17.5	0	0.0
02:00:00	1	17.5	0	0.0
03:00:00	1	17.5	0	0.0
04:00:00	0	N/A	N/A	N/A
05:00:00	0	N/A	N/A	N/A
06:00:00	3	17.5	1	22.5
07:00:00	26	11.5	5	22.5
08:00:00	30	10.1	7	22.5
09:00:00	40	7.6	3	22.5
10:00:00	46	8.7	7	23.2
11:00:00	51	8.5	6	23.3
12:00:00	60	9.0	11	23.4
13:00:00	76	6.0	11	22.5
14:00:00	55	7.4	5	23.5
15:00:00	82	5.6	6	22.5
16:00:00	85	6.6	10	23.5
17:00:00	129	4.7	17	23.1
18:00:00	89	6.9	13	23.7
19:00:00	80	7.0	15	23.2
20:00:00	40	7.6	3	22.5
21:00:00	26	10.3	4	22.5
22:00:00	26	8.7	0	0.0
23:00:00	17	14.0	5	22.5
00:00:00	9	14.4	1	22.5
01:00:00	0	N/A	N/A	N/A
02:00:00	67	1.9	0	0.0
03:00:00	1	17.5	0	0.0
04:00:00	1	17.5	0	0.0
05:00:00	1	17.5	0	0.0
06:00:00	2	17.5	0	0.0
07:00:00	9	13.3	3	22.5
08:00:00	27	8.4	1	22.5

Starting Hour	Count	Average Speed of all Traffic	Violator Counts	Average Speed of Violators
09:00:00	37	8.9	3	22.5
10:00:00	68	6.9	5	23.5
11:00:00	74	7.1	14	23.2
12:00:00	79	7.8	16	23.8
13:00:00	78	5.4	7	23.2
14:00:00	72	7.5	12	22.9
15:00:00	82	6.3	10	23.0
16:00:00	81	6.7	13	23.3
17:00:00	74	6.0	8	22.5
18:00:00	51	8.3	6	22.5
19:00:00	58	7.1	8	23.1
20:00:00	40	10.3	7	22.5
21:00:00	28	11.2	6	23.3
22:00:00	23	16.1	6	24.2
23:00:00	12	14.8	4	22.5
00:00:00	12	13.1	2	22.5
01:00:00	2	17.5	0	0.0
02:00:00	1	17.5	0	0.0
03:00:00	1	17.5	0	0.0
04:00:00	0	N/A	N/A	N/A
05:00:00	1	22.5	1	22.5
06:00:00	0	N/A	N/A	N/A
07:00:00	6	15.4	1	22.5
08:00:00	10	14.0	1	22.5
09:00:00	25	11.2	1	27.5
10:00:00	54	7.9	5	23.5
11:00:00	53	7.6	6	23.3
12:00:00	63	6.9	6	23.3
13:00:00	66	6.8	7	22.5
14:00:00	71	7.5	16	22.8
15:00:00	86	5.5	6	23.3
16:00:00	84	6.9	15	23.2
17:00:00	81	6.1	12	22.5
18:00:00	30	11.3	6	22.5
19:00:00	46	8.8	7	22.5
20:00:00	23	11.7	3	22.5
21:00:00	23	10.1	1	22.5
22:00:00	12	13.1	2	22.5
23:00:00	6	23.3	4	26.3
00:00:00	1	17.5	0	0.0
01:00:00	1	17.5	0	0.0
02:00:00	0	N/A	N/A	N/A
03:00:00	1	17.5	0	0.0
04:00:00	1	17.5	0	0.0
05:00:00	0	N/A	N/A	N/A
06:00:00	7	14.6	2	25.0
07:00:00	18	13.9	5	23.5
08:00:00	34	8.1	8	22.5
09:00:00	39	10.3	8	25.0
10:00:00	51	8.2	5	23.5
11:00:00	39	11.6	10	23.5

Starting Hour	Count	Average Speed of all Traffic	Violator Counts	Average Speed of Violators
12:00:00	50	6.9	11	22.5
13:00:00	35	10.4	6	23.3
14:00:00	56	7.0	1	22.5
15:00:00	81	6.1	7	22.5
16:00:00	60	8.1	7	23.9
17:00:00	122	4.9	15	22.8
18:00:00	133	5.1	21	23.5
19:00:00	54	9.6	15	23.5
20:00:00	39	9.4	7	23.2
21:00:00	31	9.3	4	22.5
22:00:00	18	15.1	5	23.5
23:00:00	4	15.6	3	22.5
00:00:00	3	17.5	1	22.5
01:00:00	0	N/A	N/A	N/A
02:00:00	4	14.4	1	22.5
03:00:00	1	17.5	0	0.0
04:00:00	0	N/A	N/A	N/A
05:00:00	0	N/A	N/A	N/A
06:00:00	2	17.5	0	0.0
07:00:00	19	14.1	2	22.5
08:00:00	31	8.9	3	24.2
09:00:00	30	11.4	6	23.3
10:00:00	22	12.4	6	22.5
11:00:00	40	10.4	5	22.5
12:00:00	35	11.3	10	23.0
13:00:00	42	10.6	5	23.5
14:00:00	49	8.1	5	23.5
15:00:00	72	6.1	9	22.5
16:00:00	99	5.8	16	23.1
17:00:00	152	4.2	22	23.2
18:00:00	147	4.6	15	23.2
19:00:00	67	7.7	11	23.0
20:00:00	45	8.2	6	24.2
21:00:00	32	12.1	8	23.1
22:00:00	28	12.4	6	24.2
23:00:00	5	16.0	1	27.5
00:00:00	3	22.5	2	25.0
01:00:00	0	N/A	N/A	N/A
02:00:00	4	22.5	3	24.2
03:00:00	0	N/A	N/A	N/A
04:00:00	1	17.5	0	0.0
05:00:00	2	20.0	1	22.5
06:00:00	7	15.0	1	22.5
07:00:00	25	13.3	4	26.3
08:00:00	32	7.0	2	22.5
09:00:00	47	9.0	5	24.5
10:00:00	36	9.5	5	23.5
11:00:00	29	9.3	6	22.5
12:00:00	41	9.1	4	22.5
13:00:00	41	8.6	4	22.5
14:00:00	49	9.2	5	22.5

Starting Hour	Count	Average Speed of all Traffic	Violator Counts	Average Speed of Violators
15:00:00	82	6.1	12	22.5
16:00:00	103	6.6	16	24.4
17:00:00	126	3.8	3	22.5
18:00:00	137	4.1	14	22.5
19:00:00	50	8.3	5	22.5
20:00:00	41	9.1	5	23.5
21:00:00	30	9.3	6	22.5
22:00:00	37	8.5	8	23.1
23:00:00	17	7.9	1	27.5

Incoming Direction Histogram

Devlin Drive

from Thu-Jan-10-2019-12-00-PM to Thu-Feb-07-2019-01-59-PM

Date	Starting Hr:min	<15	15 to <20	20 to <25	25 to <30	30 to <35	35 to <40	40 to <45	45 to <50	50 to <55	55 to <60	60 to <65	65 to <70	70 to <75	75 to <80	80 to <85	85 to <90	90 to <95	95 to <100	100 to >105	Total Counts	85pct Speed	10mph Pace	% in pace	# of Speeders	% Speeders	
10/01/2019	00:00	*	*	*	*	*	*	*	*	*	*	*	*	*	*	*	*	*	*	*	*	*	*	*	*	*	
10/01/2019	01:00	*	*	*	*	*	*	*	*	*	*	*	*	*	*	*	*	*	*	*	*	*	*	*	*	*	
10/01/2019	02:00	*	*	*	*	*	*	*	*	*	*	*	*	*	*	*	*	*	*	*	*	*	*	*	*	*	
10/01/2019	03:00	*	*	*	*	*	*	*	*	*	*	*	*	*	*	*	*	*	*	*	*	*	*	*	*	*	
10/01/2019	04:00	*	*	*	*	*	*	*	*	*	*	*	*	*	*	*	*	*	*	*	*	*	*	*	*	*	
10/01/2019	05:00	*	*	*	*	*	*	*	*	*	*	*	*	*	*	*	*	*	*	*	*	*	*	*	*	*	
10/01/2019	06:00	*	*	*	*	*	*	*	*	*	*	*	*	*	*	*	*	*	*	*	*	*	*	*	*	*	
10/01/2019	07:00	*	*	*	*	*	*	*	*	*	*	*	*	*	*	*	*	*	*	*	*	*	*	*	*	*	
10/01/2019	08:00	*	*	*	*	*	*	*	*	*	*	*	*	*	*	*	*	*	*	*	*	*	*	*	*	*	
10/01/2019	09:00	*	*	*	*	*	*	*	*	*	*	*	*	*	*	*	*	*	*	*	*	*	*	*	*	*	
10/01/2019	10:00	*	*	*	*	*	*	*	*	*	*	*	*	*	*	*	*	*	*	*	*	*	*	*	*	*	
10/01/2019	11:00	1	0	0	0	0	0	0	0	0	0	0	0	0	0	0	0	0	0	0	0	1	15	5 to 15	100.0	*	*
10/01/2019	12:00	6	25	10	0	0	0	0	0	0	0	0	0	0	0	0	0	0	0	0	0	41	22	15 to 25	100.0	10	24.4
10/01/2019	13:00	23	38	7	4	0	0	0	0	0	0	0	0	0	0	0	0	0	0	0	0	72	20	15 to 25	91.7	11	15.3
10/01/2019	14:00	7	17	5	0	0	0	0	0	0	0	0	0	0	0	0	0	0	0	0	0	29	21	15 to 25	96.6	5	17.2
10/01/2019	15:00	24	44	8	2	0	0	0	0	0	0	0	0	0	0	0	0	0	0	0	0	78	19.8	15 to 25	97.4	10	12.8
10/01/2019	16:00	20	49	10	0	1	0	0	0	0	0	0	0	0	0	0	0	0	0	0	0	80	19.9	15 to 25	98.8	11	13.8
10/01/2019	17:00	37	85	14	1	1	0	0	0	0	0	0	0	0	0	0	0	0	0	0	0	138	19.7	15 to 25	98.6	16	11.6
10/01/2019	18:00	29	61	20	3	0	0	0	0	0	0	0	0	0	0	0	0	0	0	0	0	113	21.5	15 to 25	96.5	23	20.4
10/01/2019	19:00	14	36	10	2	0	0	0	0	0	0	0	0	0	0	0	0	0	0	0	0	62	21.5	15 to 25	96.8	12	19.4
10/01/2019	20:00	5	39	11	0	0	0	0	0	0	0	0	0	0	0	0	0	0	0	0	0	55	21.4	15 to 25	100.0	11	20.0
10/01/2019	21:00	1	16	7	1	0	0	0	0	0	0	0	0	0	0	0	0	0	0	0	0	25	22.9	15 to 25	96.0	8	32.0
10/01/2019	22:00	3	13	4	2	0	0	0	0	0	0	0	0	0	0	0	0	0	0	0	0	22	23.8	15 to 25	90.9	6	27.3
10/01/2019	23:00	1	5	3	0	0	0	0	0	0	0	0	0	0	0	0	0	0	0	0	0	9	23.3	15 to 25	100.0	3	33.3
24 Hr Summary		171	428	109	15	2	0	0	0	0	0	0	0	0	0	0	0	0	0	0	0	725	20.8	15 to 25	97.1	126	17.4

Incoming Direction Histogram

Devlin Drive

from Thu-Jan-10-2019-12-00-PM to Thu-Feb-07-2019-01-59-PM

Date	Starting Hr:min	<15	15 to <20	20 to <25	25 to <30	30 to <35	35 to <40	40 to <45	45 to <50	50 to <55	55 to <60	60 to <65	65 to <70	70 to <75	75 to <80	80 to <85	85 to <90	90 to <95	95 to <100	100 to >105	Total Counts	85pct Speed	10mph Pace	% in pace	# of Speeders	% Speeders	
11/01/2019	00:00	2	3	0	0	0	0	0	0	0	0	0	0	0	0	0	0	0	0	0	5	18.3	10 to 20	100.0	*	*	
11/01/2019	01:00	0	0	0	0	0	0	0	0	0	0	0	0	0	0	0	0	0	0	0	0	0	0	*	*	*	*
11/01/2019	02:00	1	1	0	0	0	0	0	0	0	0	0	0	0	0	0	0	0	0	0	2	20	10 to 20	100.0	*	*	
11/01/2019	03:00	0	0	0	0	0	0	0	0	0	0	0	0	0	0	0	0	0	0	0	0	0	0	*	*	*	*
11/01/2019	04:00	0	0	0	0	0	0	0	0	0	0	0	0	0	0	0	0	0	0	0	0	0	0	*	*	*	*
11/01/2019	05:00	0	0	0	0	0	0	0	0	0	0	0	0	0	0	0	0	0	0	0	0	0	0	*	*	*	*
11/01/2019	06:00	1	7	1	0	0	0	0	0	0	0	0	0	0	0	0	0	0	0	0	9	20	15 to 25	100.0	1	11.1	
11/01/2019	07:00	4	12	5	0	0	0	0	0	0	0	0	0	0	0	0	0	0	0	0	21	22	15 to 25	100.0	5	23.8	
11/01/2019	08:00	10	10	5	0	0	0	0	0	0	0	0	0	0	0	0	0	0	0	0	25	21	15 to 25	100.0	5	20.0	
11/01/2019	09:00	14	13	3	1	0	0	0	0	0	0	0	0	0	0	0	0	0	0	0	31	19.6	15 to 25	90.3	4	12.9	
11/01/2019	10:00	17	17	3	1	0	0	0	0	0	0	0	0	0	0	0	0	0	0	0	38	19.4	15 to 25	97.4	4	10.5	
11/01/2019	11:00	9	14	2	0	0	0	0	0	0	0	0	0	0	0	0	0	0	0	0	25	19.3	15 to 25	96.0	2	8.0	
11/01/2019	12:00	20	21	7	1	0	0	0	0	0	0	0	0	0	0	0	0	0	0	0	49	20.7	15 to 25	95.9	8	16.3	
11/01/2019	13:00	32	32	3	0	0	0	0	0	0	0	0	0	0	0	0	0	0	0	0	67	18.9	15 to 25	97.0	3	4.5	
11/01/2019	14:00	13	28	5	0	0	0	0	0	0	0	0	0	0	0	0	0	0	0	0	46	19.6	15 to 25	97.8	5	10.9	
11/01/2019	15:00	17	47	11	1	1	0	0	0	0	0	0	0	0	0	0	0	0	0	0	77	20.5	15 to 25	94.8	13	16.9	
11/01/2019	16:00	38	66	12	1	0	0	0	0	0	0	0	0	0	0	0	0	0	0	0	117	19.6	15 to 25	93.2	13	11.1	
11/01/2019	17:00	59	85	18	0	0	0	0	0	0	0	0	0	0	0	0	0	0	0	0	162	19.6	15 to 25	98.1	18	11.1	
11/01/2019	18:00	32	62	13	3	0	0	0	0	0	0	0	0	0	0	0	0	0	0	0	110	20	15 to 25	96.4	16	14.5	
11/01/2019	19:00	9	43	7	2	0	0	0	0	0	0	0	0	0	0	0	0	0	0	0	61	20	15 to 25	96.7	9	14.8	
11/01/2019	20:00	8	22	5	0	0	0	0	0	0	0	0	0	0	0	0	0	0	0	0	35	20	15 to 25	100.0	5	14.3	
11/01/2019	21:00	7	18	6	0	1	0	0	0	0	0	0	0	0	0	0	0	0	0	0	32	21.7	15 to 25	93.8	7	21.9	
11/01/2019	22:00	3	10	5	2	0	0	0	0	0	0	0	0	0	0	0	0	0	0	0	20	24	15 to 25	90.0	7	35.0	
11/01/2019	23:00	2	12	3	1	0	0	0	0	0	0	0	0	0	0	0	0	0	0	0	18	21.7	15 to 25	94.4	4	22.2	
24 Hr Summary		298	523	114	13	2	0	0	0	0	0	0	0	0	0	0	0	0	0	0	950	19.9	15 to 25	96.2	129	13.6	

Incoming Direction Histogram

Devlin Drive

from Thu-Jan-10-2019-12-00-PM to Thu-Feb-07-2019-01-59-PM

Date	Starting Hr:min	<15	15 to <20	20 to <25	25 to <30	30 to <35	35 to <40	40 to <45	45 to <50	50 to <55	55 to <60	60 to <65	65 to <70	70 to <75	75 to <80	80 to <85	85 to <90	90 to <95	95 to <100	100 to >105	Total Counts	85pct Speed	10mph Pace	% in pace	# of Speeders	% Speeders
12/01/2019	00:00	4	2	1	0	0	0	0	0	0	0	0	0	0	0	0	0	0	0	0	7	20	15 to 25	100.0	1	14.3
12/01/2019	01:00	0	2	0	0	0	0	0	0	0	0	0	0	0	0	0	0	0	0	0	2	20	10 to 20	100.0	*	*
12/01/2019	02:00	2	2	0	0	0	0	0	0	0	0	0	0	0	0	0	0	0	0	0	4	17.5	10 to 20	100.0	*	*
12/01/2019	03:00	1	0	2	0	0	0	0	0	0	0	0	0	0	0	0	0	0	0	0	3	25	15 to 25	100.0	2	66.7
12/01/2019	04:00	0	0	0	0	0	0	0	0	0	0	0	0	0	0	0	0	0	0	0	0	0	*	*	*	*
12/01/2019	05:00	0	0	0	0	0	0	0	0	0	0	0	0	0	0	0	0	0	0	0	0	0	*	*	*	*
12/01/2019	06:00	3	4	2	0	0	0	0	0	0	0	0	0	0	0	0	0	0	0	0	9	22.5	15 to 25	88.9	2	22.2
12/01/2019	07:00	3	5	0	0	0	0	0	0	0	0	0	0	0	0	0	0	0	0	0	8	19	10 to 20	100.0	*	*
12/01/2019	08:00	6	8	1	0	0	0	0	0	0	0	0	0	0	0	0	0	0	0	0	15	19.4	15 to 25	100.0	1	6.7
12/01/2019	09:00	12	25	2	1	0	0	0	0	0	0	0	0	0	0	0	0	0	0	0	40	19.4	15 to 25	97.5	3	7.5
12/01/2019	10:00	18	35	5	0	0	0	0	0	0	0	0	0	0	0	0	0	0	0	0	58	19.4	15 to 25	93.1	5	8.6
12/01/2019	11:00	18	53	10	1	0	0	0	0	0	0	0	0	0	0	0	0	0	0	0	82	19.9	15 to 25	97.6	11	13.4
12/01/2019	12:00	15	41	11	4	0	0	0	0	0	0	0	0	0	0	0	0	0	0	0	71	21.8	15 to 25	93.0	15	21.1
12/01/2019	13:00	16	39	13	1	0	0	1	0	0	0	0	0	0	0	0	0	0	0	0	70	21.9	15 to 25	97.1	15	21.4
12/01/2019	14:00	23	39	6	1	0	0	0	0	0	0	0	0	0	0	0	0	0	0	0	69	19.6	15 to 25	94.2	7	10.1
12/01/2019	15:00	24	38	7	0	0	0	0	0	0	0	0	0	0	0	0	0	0	0	0	69	19.6	15 to 25	98.6	7	10.1
12/01/2019	16:00	32	47	7	0	0	0	0	0	0	0	0	0	0	0	0	0	0	0	0	86	19.4	15 to 25	96.5	7	8.1
12/01/2019	17:00	20	44	7	0	0	0	0	0	0	0	0	0	0	0	0	0	0	0	0	71	19.5	15 to 25	93.0	7	9.9
12/01/2019	18:00	18	38	5	1	0	0	0	0	0	0	0	0	0	0	0	0	0	0	0	62	19.6	15 to 25	95.2	6	9.7
12/01/2019	19:00	6	26	7	1	0	0	0	0	0	0	0	0	0	0	0	0	0	0	0	40	21.4	15 to 25	97.5	8	20.0
12/01/2019	20:00	7	12	2	0	0	0	0	0	0	0	0	0	0	0	0	0	0	0	0	21	19.6	15 to 25	95.2	2	9.5
12/01/2019	21:00	5	14	3	0	0	0	0	0	0	0	0	0	0	0	0	0	0	0	0	22	20	15 to 25	100.0	3	13.6
12/01/2019	22:00	4	10	2	0	0	0	0	0	0	0	0	0	0	0	0	0	0	0	0	16	20	15 to 25	100.0	2	12.5
12/01/2019	23:00	3	9	0	0	0	0	0	0	0	0	0	0	0	0	0	0	0	0	0	12	18.9	10 to 20	100.0	*	*
24 Hr Summary		240	493	93	10	0	0	1	0	0	0	0	0	0	0	0	0	0	0	0	837	19.8	15 to 25	95.9	104	12.4

Incoming Direction Histogram

Devlin Drive

from Thu-Jan-10-2019-12-00-PM to Thu-Feb-07-2019-01-59-PM

Date	Starting Hr:min	<15	15 to <20	20 to <25	25 to <30	30 to <35	35 to <40	40 to <45	45 to <50	50 to <55	55 to <60	60 to <65	65 to <70	70 to <75	75 to <80	80 to <85	85 to <90	90 to <95	95 to <100	100 to >105	Total Counts	85pct Speed	10mph Pace	% in pace	# of Speeders	% Speeders
13/01/2019	00:00	2	7	1	1	0	0	0	0	0	0	0	0	0	0	0	0	0	0	0	11	20	15 to 25	90.9	2	18.2
13/01/2019	01:00	3	1	1	0	0	0	0	0	0	0	0	0	0	0	0	0	0	0	0	5	20	10 to 20	80.0	1	20.0
13/01/2019	02:00	1	4	0	0	0	0	0	0	0	0	0	0	0	0	0	0	0	0	0	5	18.8	10 to 20	100.0	*	*
13/01/2019	03:00	0	1	0	0	0	0	0	0	0	0	0	0	0	0	0	0	0	0	0	1	20	10 to 20	100.0	*	*
13/01/2019	04:00	0	0	0	0	0	0	0	0	0	0	0	0	0	0	0	0	0	0	0	0	0	*	*	*	*
13/01/2019	05:00	0	0	1	0	0	0	0	0	0	0	0	0	0	0	0	0	0	0	0	1	25	15 to 25	100.0	1	100.0
13/01/2019	06:00	0	0	1	0	0	0	0	0	0	0	0	0	0	0	0	0	0	0	0	1	25	15 to 25	100.0	1	100.0
13/01/2019	07:00	0	3	1	0	0	0	0	0	0	0	0	0	0	0	0	0	0	0	0	4	20	15 to 25	100.0	1	25.0
13/01/2019	08:00	2	6	1	0	0	0	0	0	0	0	0	0	0	0	0	0	0	0	0	9	20	15 to 25	100.0	1	11.1
13/01/2019	09:00	10	13	2	0	0	0	0	0	0	0	0	0	0	0	0	0	0	0	0	25	19.2	15 to 25	96.0	2	8.0
13/01/2019	10:00	22	19	2	0	0	0	0	0	0	0	0	0	0	0	0	0	0	0	0	43	18.9	15 to 25	97.7	2	4.7
13/01/2019	11:00	13	25	2	1	0	0	0	0	0	0	0	0	0	0	0	0	0	0	0	41	19.4	15 to 25	97.6	3	7.3
13/01/2019	12:00	33	37	4	0	0	0	0	0	0	0	0	0	0	0	0	0	0	0	0	74	19.1	15 to 25	95.9	4	5.4
13/01/2019	13:00	29	40	5	0	0	0	0	0	0	0	0	0	0	0	0	0	0	0	0	74	19.2	15 to 25	94.6	5	6.8
13/01/2019	14:00	20	27	4	0	0	0	0	0	0	0	0	0	0	0	0	0	0	0	0	51	19.3	15 to 25	96.1	4	7.8
13/01/2019	15:00	27	39	3	0	0	0	0	0	0	0	0	0	0	0	0	0	0	0	0	69	19.1	15 to 25	100.0	3	4.3
13/01/2019	16:00	16	49	8	2	0	0	0	0	0	0	0	0	0	0	0	0	0	0	0	75	19.9	15 to 25	96.0	10	13.3
13/01/2019	17:00	17	28	6	1	0	0	0	0	0	0	0	0	0	0	0	0	0	0	0	52	19.8	15 to 25	94.2	7	13.5
13/01/2019	18:00	9	25	5	1	0	0	0	0	0	0	0	0	0	0	0	0	0	0	0	40	20	15 to 25	97.5	6	15.0
13/01/2019	19:00	13	29	1	0	0	0	0	0	0	0	0	0	0	0	0	0	0	0	0	43	19.1	10 to 20	97.7	1	2.3
13/01/2019	20:00	8	14	7	0	0	0	0	0	0	0	0	0	0	0	0	0	0	0	0	29	22.1	15 to 25	100.0	7	24.1
13/01/2019	21:00	1	11	2	0	0	0	0	0	0	0	0	0	0	0	0	0	0	0	0	14	20	15 to 25	100.0	2	14.3
13/01/2019	22:00	5	2	3	0	0	0	0	0	0	0	0	0	0	0	0	0	0	0	0	10	21.7	15 to 25	100.0	3	30.0
13/01/2019	23:00	0	2	0	0	0	0	0	0	0	0	0	0	0	0	0	0	0	0	0	2	20	10 to 20	100.0	*	*
24 Hr Summary		231	382	60	6	0	0	0	0	0	0	0	0	0	0	0	0	0	0	0	679	19.5	15 to 25	96.8	66	9.7

Incoming Direction Histogram

Devlin Drive

from Thu-Jan-10-2019-12-00-PM to Thu-Feb-07-2019-01-59-PM

Date	Starting Hr:min	<15	15 to <20	20 to <25	25 to <30	30 to <35	35 to <40	40 to <45	45 to <50	50 to <55	55 to <60	60 to <65	65 to <70	70 to <75	75 to <80	80 to <85	85 to <90	90 to <95	95 to <100	100 to >105	Total Counts	85pct Speed	10mph Pace	% in pace	# of Speeders	% Speeders	
14/01/2019	00:00	0	2	0	0	0	0	0	0	0	0	0	0	0	0	0	0	0	0	0	2	20	10 to 20	100.0	*	*	
14/01/2019	01:00	0	1	0	0	0	0	0	0	0	0	0	0	0	0	0	0	0	0	0	1	20	10 to 20	100.0	*	*	
14/01/2019	02:00	0	0	0	1	0	0	0	0	0	0	0	0	0	0	0	0	0	0	0	1	30	20 to 30	100.0	1	100.0	
14/01/2019	03:00	0	0	0	0	0	0	0	0	0	0	0	0	0	0	0	0	0	0	0	0	0	0	*	*	*	*
14/01/2019	04:00	0	0	0	0	0	0	0	0	0	0	0	0	0	0	0	0	0	0	0	0	0	0	*	*	*	*
14/01/2019	05:00	0	0	0	0	0	0	0	0	0	0	0	0	0	0	0	0	0	0	0	0	0	0	*	*	*	*
14/01/2019	06:00	0	5	1	0	0	0	0	0	0	0	0	0	0	0	0	0	0	0	0	6	20	15 to 25	100.0	1	16.7	
14/01/2019	07:00	8	12	1	0	0	0	0	0	0	0	0	0	0	0	0	0	0	0	0	21	19.2	15 to 25	100.0	1	4.8	
14/01/2019	08:00	14	18	3	0	0	0	0	0	0	0	0	0	0	0	0	0	0	0	0	35	19.4	15 to 25	94.3	3	8.6	
14/01/2019	09:00	13	26	1	0	0	0	0	0	0	0	0	0	0	0	0	0	0	0	0	40	19	10 to 20	97.5	1	2.5	
14/01/2019	10:00	16	23	2	0	0	0	0	0	0	0	0	0	0	0	0	0	0	0	0	41	19.1	10 to 20	95.1	2	4.9	
14/01/2019	11:00	17	12	3	1	0	0	0	0	0	0	0	0	0	0	0	0	0	0	0	33	19.6	15 to 25	90.9	4	12.1	
14/01/2019	12:00	8	17	3	0	0	0	0	0	0	0	0	0	0	0	0	0	0	0	0	28	19.7	15 to 25	100.0	3	10.7	
14/01/2019	13:00	13	29	6	1	0	0	0	0	0	0	0	0	0	0	0	0	0	0	0	49	20	15 to 25	98.0	7	14.3	
14/01/2019	14:00	16	27	3	0	0	0	0	0	0	0	0	0	0	0	0	0	0	0	0	46	19.3	15 to 25	95.7	3	6.5	
14/01/2019	15:00	27	36	4	0	0	0	0	0	0	0	0	0	0	0	0	0	0	0	0	67	19.2	15 to 25	98.5	4	6.0	
14/01/2019	16:00	32	55	5	1	0	0	0	0	0	0	0	0	0	0	0	0	0	0	0	93	19.3	15 to 25	96.8	6	6.5	
14/01/2019	17:00	62	83	4	0	0	0	0	0	0	0	0	0	0	0	0	0	0	0	0	149	18.9	10 to 20	97.3	4	2.7	
14/01/2019	18:00	33	71	7	0	0	0	0	0	0	0	0	0	0	0	0	0	0	0	0	111	19.3	15 to 25	94.6	7	6.3	
14/01/2019	19:00	36	43	6	0	0	0	0	0	0	0	0	0	0	0	0	0	0	0	0	85	19.2	15 to 25	98.8	6	7.1	
14/01/2019	20:00	10	23	1	0	0	0	0	0	0	0	0	0	0	0	0	0	0	0	0	34	19.1	10 to 20	97.1	1	2.9	
14/01/2019	21:00	6	21	5	0	0	0	0	0	0	0	0	0	0	0	0	0	0	0	0	32	20	15 to 25	96.9	5	15.6	
14/01/2019	22:00	3	15	3	0	0	0	0	0	0	0	0	0	0	0	0	0	0	0	0	21	20	15 to 25	90.5	3	14.3	
14/01/2019	23:00	0	3	0	2	0	0	0	0	0	0	0	0	0	0	0	0	0	0	0	5	27.5	20 to 30	100.0	2	40.0	
24 Hr Summary		314	522	58	6	0	0	0	0	0	0	0	0	0	0	0	0	0	0	0	900	19.3	15 to 25	94.7	64	7.1	

Incoming Direction Histogram

Devlin Drive

from Thu-Jan-10-2019-12-00-PM to Thu-Feb-07-2019-01-59-PM

Date	Starting Hr:min	<15	15 to <20	20 to <25	25 to <30	30 to <35	35 to <40	40 to <45	45 to <50	50 to <55	55 to <60	60 to <65	65 to <70	70 to <75	75 to <80	80 to <85	85 to <90	90 to <95	95 to <100	100 to >105	Total Counts	85pct Speed	10mph Pace	% in pace	# of Speeders	% Speeders
15/01/2019	00:00	2	1	0	0	0	0	0	0	0	0	0	0	0	0	0	0	0	0	0	3	20	10 to 20	100.0	*	*
15/01/2019	01:00	0	0	0	0	0	0	0	0	0	0	0	0	0	0	0	0	0	0	0	0	0	*	*	*	*
15/01/2019	02:00	2	0	0	0	0	0	0	0	0	0	0	0	0	0	0	0	0	0	0	2	15	5 to 15	100.0	*	*
15/01/2019	03:00	0	0	1	0	0	0	0	0	0	0	0	0	0	0	0	0	0	0	0	1	25	15 to 25	100.0	1	100.0
15/01/2019	04:00	0	0	0	0	0	0	0	0	0	0	0	0	0	0	0	0	0	0	0	0	0	*	*	*	*
15/01/2019	05:00	0	0	0	0	0	0	0	0	0	0	0	0	0	0	0	0	0	0	0	0	0	*	*	*	*
15/01/2019	06:00	1	0	2	0	0	0	0	0	0	0	0	0	0	0	0	0	0	0	0	3	25	15 to 25	100.0	2	66.7
15/01/2019	07:00	9	9	1	0	0	0	0	0	0	0	0	0	0	0	0	0	0	0	0	19	18.9	10 to 20	94.7	1	5.3
15/01/2019	08:00	17	13	0	0	0	0	0	0	0	0	0	0	0	0	0	0	0	0	0	30	18.5	10 to 20	100.0	*	*
15/01/2019	09:00	10	19	3	0	0	0	0	0	0	0	0	0	0	0	0	0	0	0	0	32	19.5	15 to 25	96.9	3	9.4
15/01/2019	10:00	24	24	4	0	0	0	0	0	0	0	0	0	0	0	0	0	0	0	0	52	19.2	15 to 25	98.1	4	7.7
15/01/2019	11:00	22	31	1	0	0	0	0	0	0	0	0	0	0	0	0	0	0	0	0	54	18.9	10 to 20	98.1	1	1.9
15/01/2019	12:00	25	21	2	0	0	0	0	0	0	0	0	0	0	0	0	0	0	0	0	48	18.8	10 to 20	95.8	2	4.2
15/01/2019	13:00	11	21	5	0	0	0	0	0	0	0	0	0	0	0	0	0	0	0	0	37	19.8	15 to 25	94.6	5	13.5
15/01/2019	14:00	21	20	8	0	0	0	0	0	0	0	0	0	0	0	0	0	0	0	0	49	20.6	15 to 25	95.9	8	16.3
15/01/2019	15:00	23	39	2	0	0	0	0	0	0	0	0	0	0	0	0	0	0	0	0	64	19	10 to 20	96.9	2	3.1
15/01/2019	16:00	42	43	7	0	0	0	0	0	0	0	0	0	0	0	0	0	0	0	0	92	19.2	15 to 25	97.8	7	7.6
15/01/2019	17:00	59	97	9	0	0	0	0	0	0	0	0	0	0	0	0	0	0	0	0	165	19.2	15 to 25	97.6	9	5.5
15/01/2019	18:00	45	53	6	0	0	0	0	0	0	0	0	0	0	0	0	0	0	0	0	104	19.1	15 to 25	99.0	6	5.8
15/01/2019	19:00	35	30	9	0	0	0	0	0	0	0	0	0	0	0	0	0	0	0	0	74	19.7	15 to 25	94.6	9	12.2
15/01/2019	20:00	7	26	2	1	0	0	0	0	0	0	0	0	0	0	0	0	0	0	0	36	19.6	10 to 20	91.7	3	8.3
15/01/2019	21:00	6	24	4	0	0	0	0	0	0	0	0	0	0	0	0	0	0	0	0	34	19.8	15 to 25	100.0	4	11.8
15/01/2019	22:00	5	12	4	1	0	0	0	0	0	0	0	0	0	0	0	0	0	0	0	22	22.5	15 to 25	95.5	5	22.7
15/01/2019	23:00	1	2	0	1	0	0	0	0	0	0	0	0	0	0	0	0	0	0	0	4	20	10 to 20	75.0	1	25.0
24 Hr Summary		367	485	70	3	0	0	0	0	0	0	0	0	0	0	0	0	0	0	0	925	19.3	15 to 25	95.2	73	7.9

Incoming Direction Histogram

Devlin Drive

from Thu-Jan-10-2019-12-00-PM to Thu-Feb-07-2019-01-59-PM

Date	Starting Hr:min	<15	15 to <20	20 to <25	25 to <30	30 to <35	35 to <40	40 to <45	45 to <50	50 to <55	55 to <60	60 to <65	65 to <70	70 to <75	75 to <80	80 to <85	85 to <90	90 to <95	95 to <100	100 to >105	Total Counts	85pct Speed	10mph Pace	% in pace	# of Speeders	% Speeders	
16/01/2019	00:00	10	3	1	0	0	0	0	0	0	0	0	0	0	0	0	0	0	0	0	14	18.3	10 to 20	92.9	1	7.1	
16/01/2019	01:00	0	0	1	0	0	0	0	0	0	0	0	0	0	0	0	0	0	0	0	1	25	15 to 25	100.0	1	100.0	
16/01/2019	02:00	0	0	0	0	0	0	0	0	0	0	0	0	0	0	0	0	0	0	0	0	0	*	*	*	*	
16/01/2019	03:00	0	0	0	0	0	0	0	0	0	0	0	0	0	0	0	0	0	0	0	0	0	0	*	*	*	*
16/01/2019	04:00	0	0	0	0	0	0	0	0	0	0	0	0	0	0	0	0	0	0	0	0	0	0	*	*	*	*
16/01/2019	05:00	2	0	0	0	0	0	0	0	0	0	0	0	0	0	0	0	0	0	0	2	15	5 to 15	100.0	*	*	
16/01/2019	06:00	3	0	1	0	0	0	0	0	0	0	0	0	0	0	0	0	0	0	0	4	15	15 to 25	100.0	1	25.0	
16/01/2019	07:00	9	20	3	1	0	0	0	0	0	0	0	0	0	0	0	0	0	0	0	33	19.8	15 to 25	97.0	4	12.1	
16/01/2019	08:00	17	13	1	0	0	0	0	0	0	0	0	0	0	0	0	0	0	0	0	31	18.5	10 to 20	96.8	1	3.2	
16/01/2019	09:00	15	15	1	0	0	0	0	0	0	0	0	0	0	0	0	0	0	0	0	31	18.7	10 to 20	96.8	1	3.2	
16/01/2019	10:00	20	9	3	0	0	0	0	0	0	0	0	0	0	0	0	0	0	0	0	32	18.9	10 to 20	90.6	3	9.4	
16/01/2019	11:00	17	19	7	0	0	0	0	0	0	0	0	0	0	0	0	0	0	0	0	43	20.7	15 to 25	100.0	7	16.3	
16/01/2019	12:00	18	24	4	0	0	0	0	0	0	0	0	0	0	0	0	0	0	0	0	46	19.4	15 to 25	93.5	4	8.7	
16/01/2019	13:00	17	22	3	0	0	0	0	0	0	0	0	0	0	0	0	0	0	0	0	42	19.3	15 to 25	97.6	3	7.1	
16/01/2019	14:00	18	30	2	0	0	0	0	0	0	0	0	0	0	0	0	0	0	0	0	50	19	15 to 25	98.0	2	4.0	
16/01/2019	15:00	41	42	3	0	0	0	0	0	0	0	0	0	0	0	0	0	0	0	0	86	18.8	10 to 20	96.5	3	3.5	
16/01/2019	16:00	27	43	5	1	0	0	0	0	0	0	0	0	0	0	0	0	0	0	0	76	19.4	15 to 25	93.4	6	7.9	
16/01/2019	17:00	59	85	9	0	0	0	0	0	0	0	0	0	0	0	0	0	0	0	0	153	19.2	15 to 25	98.0	9	5.9	
16/01/2019	18:00	29	64	9	1	0	0	0	0	0	0	0	0	0	0	0	0	0	0	0	103	19.6	15 to 25	99.0	10	9.7	
16/01/2019	19:00	25	50	6	1	0	0	0	0	0	0	0	0	0	0	0	0	0	0	0	82	19.5	15 to 25	96.3	7	8.5	
16/01/2019	20:00	13	34	3	0	0	0	0	0	0	0	0	0	0	0	0	0	0	0	0	50	19.3	15 to 25	96.0	3	6.0	
16/01/2019	21:00	12	24	6	0	0	0	0	0	0	0	0	0	0	0	0	0	0	0	0	42	20	15 to 25	97.6	6	14.3	
16/01/2019	22:00	4	10	6	0	0	0	0	0	0	0	0	0	0	0	0	0	0	0	0	20	22.5	15 to 25	100.0	6	30.0	
16/01/2019	23:00	0	3	2	0	0	0	0	0	0	0	0	0	0	0	0	0	0	0	0	5	22.5	15 to 25	100.0	2	40.0	
24 Hr Summary		356	510	76	4	0	0	0	0	0	0	0	0	0	0	0	0	0	0	0	946	19.4	15 to 25	96.4	80	8.5	

Incoming Direction Histogram

Devlin Drive

from Thu-Jan-10-2019-12-00-PM to Thu-Feb-07-2019-01-59-PM

Date	Starting Hr:min	<15	15 to <20	20 to <25	25 to <30	30 to <35	35 to <40	40 to <45	45 to <50	50 to <55	55 to <60	60 to <65	65 to <70	70 to <75	75 to <80	80 to <85	85 to <90	90 to <95	95 to <100	100 to >105	Total Counts	85pct Speed	10mph Pace	% in pace	# of Speeders	% Speeders	
17/01/2019	00:00	0	1	1	0	0	0	0	0	0	0	0	0	0	0	0	0	0	0	0	2	25	15 to 25	100.0	1	50.0	
17/01/2019	01:00	0	0	0	0	0	0	0	0	0	0	0	0	0	0	0	0	0	0	0	0	0	0	*	*	*	*
17/01/2019	02:00	0	0	0	0	0	0	0	0	0	0	0	0	0	0	0	0	0	0	0	0	0	0	*	*	*	*
17/01/2019	03:00	0	0	0	0	0	0	0	0	0	0	0	0	0	0	0	0	0	0	0	0	0	0	*	*	*	*
17/01/2019	04:00	1	0	0	0	0	0	0	0	0	0	0	0	0	0	0	0	0	0	0	1	15	5 to 15	100.0	*	*	
17/01/2019	05:00	0	0	0	0	0	0	0	0	0	0	0	0	0	0	0	0	0	0	0	0	0	0	*	*	*	*
17/01/2019	06:00	1	1	0	0	0	0	0	0	0	0	0	0	0	0	0	0	0	0	0	2	20	10 to 20	100.0	*	*	
17/01/2019	07:00	5	6	1	0	0	0	0	0	0	0	0	0	0	0	0	0	0	0	0	12	19.2	10 to 20	91.7	1	8.3	
17/01/2019	08:00	8	25	5	0	0	0	0	0	0	0	0	0	0	0	0	0	0	0	0	38	19.8	15 to 25	94.7	5	13.2	
17/01/2019	09:00	21	24	2	0	0	0	0	0	0	0	0	0	0	0	0	0	0	0	0	47	19	10 to 20	95.7	2	4.3	
17/01/2019	10:00	7	8	2	0	0	0	0	0	0	0	0	0	0	0	0	0	0	0	0	17	19.4	15 to 25	100.0	2	11.8	
17/01/2019	11:00	10	21	1	2	0	0	0	0	0	0	0	0	0	0	0	0	0	0	0	34	19.5	10 to 20	91.2	3	8.8	
17/01/2019	12:00	16	35	2	0	0	0	0	0	0	0	0	0	0	0	0	0	0	0	0	53	19.1	15 to 25	98.1	2	3.8	
17/01/2019	13:00	24	27	8	0	0	0	0	0	0	0	0	0	0	0	0	0	0	0	0	59	19.8	15 to 25	94.9	8	13.6	
17/01/2019	14:00	22	21	4	1	0	0	0	0	0	0	0	0	0	0	0	0	0	0	0	48	19.5	10 to 20	89.6	5	10.4	
17/01/2019	15:00	25	36	6	0	0	0	0	0	0	0	0	0	0	0	0	0	0	0	0	67	19.4	15 to 25	97.0	6	9.0	
17/01/2019	16:00	40	39	9	0	0	0	0	0	0	0	0	0	0	0	0	0	0	0	0	88	19.5	15 to 25	98.9	9	10.2	
17/01/2019	17:00	71	79	7	0	0	0	0	0	0	0	0	0	0	0	0	0	0	0	0	157	18.9	10 to 20	95.5	7	4.5	
17/01/2019	18:00	46	62	11	1	0	0	0	0	0	0	0	0	0	0	0	0	0	0	0	120	19.5	15 to 25	95.0	12	10.0	
17/01/2019	19:00	32	46	9	1	0	0	0	0	0	0	0	0	0	0	0	0	0	0	0	88	19.7	15 to 25	95.5	10	11.4	
17/01/2019	20:00	13	36	6	0	0	0	0	0	0	0	0	0	0	0	0	0	0	0	0	55	19.7	15 to 25	100.0	6	10.9	
17/01/2019	21:00	3	16	12	0	0	0	0	0	0	0	0	0	0	0	0	0	0	0	0	31	22.9	15 to 25	100.0	12	38.7	
17/01/2019	22:00	5	9	1	1	0	0	0	0	0	0	0	0	0	0	0	0	0	0	0	16	20	15 to 25	93.8	2	12.5	
17/01/2019	23:00	1	5	1	1	0	0	0	0	0	0	0	0	0	0	0	0	0	0	0	8	25	15 to 25	87.5	2	25.0	
24 Hr Summary		351	497	88	7	0	0	0	0	0	0	0	0	0	0	0	0	0	0	0	943	19.5	15 to 25	95.2	95	10.1	

Incoming Direction Histogram

Devlin Drive

from Thu-Jan-10-2019-12-00-PM to Thu-Feb-07-2019-01-59-PM

Date	Starting Hr:min	<15	15 to <20	20 to <25	25 to <30	30 to <35	35 to <40	40 to <45	45 to <50	50 to <55	55 to <60	60 to <65	65 to <70	70 to <75	75 to <80	80 to <85	85 to <90	90 to <95	95 to <100	100 to >105	Total Counts	85pct Speed	10mph Pace	% in pace	# of Speeders	% Speeders
18/01/2019	00:00	0	0	0	0	0	0	0	0	0	0	0	0	0	0	0	0	0	0	0	0	0	*	*	*	*
18/01/2019	01:00	0	1	0	0	0	0	0	0	0	0	0	0	0	0	0	0	0	0	0	1	20	10 to 20	100.0	*	*
18/01/2019	02:00	0	1	0	0	0	0	0	0	0	0	0	0	0	0	0	0	0	0	0	1	20	10 to 20	100.0	*	*
18/01/2019	03:00	1	1	0	0	0	0	0	0	0	0	0	0	0	0	0	0	0	0	0	2	20	10 to 20	100.0	*	*
18/01/2019	04:00	1	0	0	0	0	0	0	0	0	0	0	0	0	0	0	0	0	0	0	1	15	5 to 15	100.0	*	*
18/01/2019	05:00	0	0	0	0	0	0	0	0	0	0	0	0	0	0	0	0	0	0	0	0	0	*	*	*	*
18/01/2019	06:00	1	3	3	0	0	0	0	0	0	0	0	0	0	0	0	0	0	0	0	7	23.3	15 to 25	100.0	3	42.9
18/01/2019	07:00	3	12	3	0	0	0	0	0	0	0	0	0	0	0	0	0	0	0	0	18	20	15 to 25	100.0	3	16.7
18/01/2019	08:00	18	16	2	0	0	0	0	0	0	0	0	0	0	0	0	0	0	0	0	36	19.1	10 to 20	94.4	2	5.6
18/01/2019	09:00	20	14	3	0	0	0	0	0	0	0	0	0	0	0	0	0	0	0	0	37	18.9	15 to 25	97.3	3	8.1
18/01/2019	10:00	26	14	5	0	0	0	0	0	0	0	0	0	0	0	0	0	0	0	0	45	19.3	15 to 25	93.3	5	11.1
18/01/2019	11:00	16	27	4	0	0	0	0	0	0	0	0	0	0	0	0	0	0	0	0	47	19.4	15 to 25	97.9	4	8.5
18/01/2019	12:00	32	31	4	0	0	0	0	0	0	0	0	0	0	0	0	0	0	0	0	67	19	15 to 25	97.0	4	6.0
18/01/2019	13:00	20	28	8	1	0	0	0	0	0	0	0	0	0	0	0	0	0	0	0	57	20	15 to 25	94.7	9	15.8
18/01/2019	14:00	13	26	2	0	0	0	0	0	0	0	0	0	0	0	0	0	0	0	0	41	19.2	10 to 20	95.1	2	4.9
18/01/2019	15:00	28	40	4	0	0	0	0	0	0	0	0	0	0	0	0	0	0	0	0	72	19.1	15 to 25	100.0	4	5.6
18/01/2019	16:00	34	44	11	0	0	0	0	0	0	0	0	0	0	0	0	0	0	0	0	89	19.8	15 to 25	95.5	11	12.4
18/01/2019	17:00	49	102	12	0	0	0	0	0	0	0	0	0	0	0	0	0	0	0	0	163	19.4	15 to 25	99.4	12	7.4
18/01/2019	18:00	45	60	7	0	0	0	0	0	0	0	0	0	0	0	0	0	0	0	0	112	19.2	15 to 25	94.6	7	6.3
18/01/2019	19:00	23	51	4	1	0	0	0	0	0	0	0	0	0	0	0	0	0	0	0	79	19.3	15 to 25	97.5	5	6.3
18/01/2019	20:00	10	17	4	0	0	0	0	0	0	0	0	0	0	0	0	0	0	0	0	31	19.7	15 to 25	93.5	4	12.9
18/01/2019	21:00	4	16	1	0	0	0	0	0	0	0	0	0	0	0	0	0	0	0	0	21	19.4	15 to 25	100.0	1	4.8
18/01/2019	22:00	12	28	6	1	0	0	0	0	0	0	0	0	0	0	0	0	0	0	0	47	20	15 to 25	95.7	7	14.9
18/01/2019	23:00	3	12	4	1	0	0	0	0	0	0	0	0	0	0	0	0	0	0	0	20	22.5	15 to 25	95.0	5	25.0
24 Hr Summary		359	544	87	4	0	0	0	0	0	0	0	0	0	0	0	0	0	0	0	994	19.5	15 to 25	96.8	91	9.2

Incoming Direction Histogram

Devlin Drive

from Thu-Jan-10-2019-12-00-PM to Thu-Feb-07-2019-01-59-PM

Date	Starting Hr:min	<15	15 to <20	20 to <25	25 to <30	30 to <35	35 to <40	40 to <45	45 to <50	50 to <55	55 to <60	60 to <65	65 to <70	70 to <75	75 to <80	80 to <85	85 to <90	90 to <95	95 to <100	100 to >105	Total Counts	85pct Speed	10mph Pace	% in pace	# of Speeders	% Speeders	
19/01/2019	00:00	0	2	0	1	0	0	0	0	0	0	0	0	0	0	0	0	0	0	0	3	30	20 to 30	100.0	1	33.3	
19/01/2019	01:00	1	3	1	0	0	0	0	0	0	0	0	0	0	0	0	0	0	0	0	5	20	15 to 25	100.0	1	20.0	
19/01/2019	02:00	0	1	0	0	0	0	0	0	0	0	0	0	0	0	0	0	0	0	0	1	20	10 to 20	100.0	*	*	
19/01/2019	03:00	0	3	0	0	0	0	0	0	0	0	0	0	0	0	0	0	0	0	0	3	20	10 to 20	100.0	*	*	
19/01/2019	04:00	0	0	1	0	0	0	0	0	0	0	0	0	0	0	0	0	0	0	0	1	25	15 to 25	100.0	1	100.0	
19/01/2019	05:00	0	0	0	0	0	0	0	0	0	0	0	0	0	0	0	0	0	0	0	0	0	0	*	*	*	*
19/01/2019	06:00	1	3	0	0	0	0	0	0	0	0	0	0	0	0	0	0	0	0	0	4	18.3	10 to 20	100.0	*	*	
19/01/2019	07:00	2	1	2	1	0	0	0	0	0	0	0	0	0	0	0	0	0	0	0	6	25	15 to 25	83.3	3	50.0	
19/01/2019	08:00	3	10	1	0	0	0	0	0	0	0	0	0	0	0	0	0	0	0	0	14	19.5	15 to 25	100.0	1	7.1	
19/01/2019	09:00	21	21	2	0	0	0	0	0	0	0	0	0	0	0	0	0	0	0	0	44	18.8	10 to 20	95.5	2	4.5	
19/01/2019	10:00	22	31	6	2	0	0	0	0	0	0	0	0	0	0	0	0	0	0	0	61	19.8	15 to 25	90.2	8	13.1	
19/01/2019	11:00	28	25	8	0	0	0	0	0	0	0	0	0	0	0	0	0	0	0	0	61	19.8	15 to 25	90.2	8	13.1	
19/01/2019	12:00	22	33	7	0	0	0	0	0	0	0	0	0	0	0	0	0	0	0	0	62	19.7	15 to 25	98.4	7	11.3	
19/01/2019	13:00	21	33	6	0	0	0	0	0	0	0	0	0	0	0	0	0	0	0	0	60	19.5	15 to 25	93.3	6	10.0	
19/01/2019	14:00	35	35	2	0	0	0	0	0	0	0	0	0	0	0	0	0	0	0	0	72	18.7	10 to 20	97.2	2	2.8	
19/01/2019	15:00	26	40	11	0	0	0	0	0	0	0	0	0	0	0	0	0	0	0	0	77	19.9	15 to 25	98.7	11	14.3	
19/01/2019	16:00	31	48	10	0	0	0	0	0	0	0	0	0	0	0	0	0	0	0	0	89	19.7	15 to 25	97.8	10	11.2	
19/01/2019	17:00	21	35	8	1	0	0	0	0	0	0	0	0	0	0	0	0	0	0	0	65	19.9	15 to 25	96.9	9	13.8	
19/01/2019	18:00	34	36	8	1	0	0	0	0	0	0	0	0	0	0	0	0	0	0	0	79	19.6	15 to 25	96.2	9	11.4	
19/01/2019	19:00	13	26	4	0	0	0	0	0	0	0	0	0	0	0	0	0	0	0	0	43	19.6	15 to 25	97.7	4	9.3	
19/01/2019	20:00	12	15	10	1	0	0	0	0	0	0	0	0	0	0	0	0	0	0	0	38	22.5	15 to 25	92.1	11	28.9	
19/01/2019	21:00	4	7	1	2	0	0	0	0	0	0	0	0	0	0	0	0	0	0	0	14	25	10 to 20	78.6	3	21.4	
19/01/2019	22:00	8	15	1	0	1	0	0	0	0	0	0	0	0	0	0	0	0	0	0	25	19.3	15 to 25	96.0	2	8.0	
19/01/2019	23:00	1	4	2	0	0	0	0	0	0	0	0	0	0	0	0	0	0	0	0	7	22.5	15 to 25	100.0	2	28.6	
24 Hr Summary		306	427	91	9	1	0	0	0	0	0	0	0	0	0	0	0	0	0	0	834	19.7	15 to 25	95.0	101	12.1	

Incoming Direction Histogram

Devlin Drive

from Thu-Jan-10-2019-12-00-PM to Thu-Feb-07-2019-01-59-PM

Date	Starting Hr:min	<15	15 to <20	20 to <25	25 to <30	30 to <35	35 to <40	40 to <45	45 to <50	50 to <55	55 to <60	60 to <65	65 to <70	70 to <75	75 to <80	80 to <85	85 to <90	90 to <95	95 to <100	100 to >105	Total Counts	85pct Speed	10mph Pace	% in pace	# of Speeders	% Speeders
20/01/2019	00:00	1	4	3	0	0	0	0	0	0	0	0	0	0	0	0	0	0	0	0	8	23.3	15 to 25	100.0	3	37.5
20/01/2019	01:00	1	3	0	0	0	0	0	0	0	0	0	0	0	0	0	0	0	0	0	4	18.3	10 to 20	100.0	*	*
20/01/2019	02:00	0	3	1	0	0	0	0	0	0	0	0	0	0	0	0	0	0	0	0	4	20	15 to 25	100.0	1	25.0
20/01/2019	03:00	1	2	0	0	0	0	0	0	0	0	0	0	0	0	0	0	0	0	0	3	20	10 to 20	100.0	*	*
20/01/2019	04:00	0	0	0	0	0	0	0	0	0	0	0	0	0	0	0	0	0	0	0	0	0	*	*	*	*
20/01/2019	05:00	0	0	1	0	0	0	0	0	0	0	0	0	0	0	0	0	0	0	0	1	25	15 to 25	100.0	1	100.0
20/01/2019	06:00	0	0	0	0	0	0	0	0	0	0	0	0	0	0	0	0	0	0	0	0	0	*	*	*	*
20/01/2019	07:00	2	4	0	0	0	0	0	0	0	0	0	0	0	0	0	0	0	0	0	6	18.8	10 to 20	100.0	*	*
20/01/2019	08:00	0	7	4	0	0	0	0	0	0	0	0	0	0	0	0	0	0	0	0	11	22.5	15 to 25	100.0	4	36.4
20/01/2019	09:00	7	13	1	0	0	0	0	0	0	0	0	0	0	0	0	0	0	0	0	21	19.2	15 to 25	100.0	1	4.8
20/01/2019	10:00	29	14	2	0	0	0	0	0	0	0	0	0	0	0	0	0	0	0	0	45	18.2	10 to 20	95.6	2	4.4
20/01/2019	11:00	27	25	3	0	0	0	0	0	0	0	0	0	0	0	0	0	0	0	0	55	19	10 to 20	94.5	3	5.5
20/01/2019	12:00	31	29	6	0	0	0	0	0	0	0	0	0	0	0	0	0	0	0	0	66	19.3	15 to 25	93.9	6	9.1
20/01/2019	13:00	25	41	7	1	0	0	0	0	0	0	0	0	0	0	0	0	0	0	0	74	19.6	15 to 25	95.9	8	10.8
20/01/2019	14:00	17	43	13	2	0	0	0	0	0	0	0	0	0	0	0	0	0	0	0	75	21.5	15 to 25	97.3	15	20.0
20/01/2019	15:00	22	35	9	1	0	0	0	0	0	0	0	0	0	0	0	0	0	0	0	67	20	15 to 25	95.5	10	14.9
20/01/2019	16:00	42	50	2	0	0	0	0	0	0	0	0	0	0	0	0	0	0	0	0	94	18.8	10 to 20	97.9	2	2.1
20/01/2019	17:00	20	40	4	0	0	0	0	0	0	0	0	0	0	0	0	0	0	0	0	64	19.2	15 to 25	98.4	4	6.3
20/01/2019	18:00	13	24	6	0	0	0	0	0	0	0	0	0	0	0	0	0	0	0	0	43	20	15 to 25	95.3	6	14.0
20/01/2019	19:00	10	14	2	1	0	0	0	0	0	0	0	0	0	0	0	0	0	0	0	27	19.6	15 to 25	92.6	3	11.1
20/01/2019	20:00	8	19	1	0	0	0	0	0	0	0	0	0	0	0	0	0	0	0	0	28	19.2	15 to 25	100.0	1	3.6
20/01/2019	21:00	0	4	4	1	0	0	0	0	0	0	0	0	0	0	0	0	0	0	0	9	25	20 to 30	100.0	5	55.6
20/01/2019	22:00	0	8	1	0	0	0	0	0	0	0	0	0	0	0	0	0	0	0	0	9	20	15 to 25	100.0	1	11.1
20/01/2019	23:00	0	4	2	0	0	0	0	0	0	0	0	0	0	0	0	0	0	0	0	6	22.5	15 to 25	100.0	2	33.3
24 Hr Summary		256	386	72	6	0	0	0	0	0	0	0	0	0	0	0	0	0	0	0	720	19.6	15 to 25	95.8	78	10.8

Incoming Direction Histogram

Devlin Drive

from Thu-Jan-10-2019-12-00-PM to Thu-Feb-07-2019-01-59-PM

Date	Starting Hr:min	<15	15 to <20	20 to <25	25 to <30	30 to <35	35 to <40	40 to <45	45 to <50	50 to <55	55 to <60	60 to <65	65 to <70	70 to <75	75 to <80	80 to <85	85 to <90	90 to <95	95 to <100	100 to >105	Total Counts	85pct Speed	10mph Pace	% in pace	# of Speeders	% Speeders	
21/01/2019	00:00	1	1	0	0	0	0	0	0	0	0	0	0	0	0	0	0	0	0	0	2	20	10 to 20	100.0	*	*	
21/01/2019	01:00	0	2	1	0	0	0	0	0	0	0	0	0	0	0	0	0	0	0	0	3	25	15 to 25	100.0	1	33.3	
21/01/2019	02:00	0	0	1	0	0	0	0	0	0	0	0	0	0	0	0	0	0	0	0	1	25	15 to 25	100.0	1	100.0	
21/01/2019	03:00	2	0	0	0	0	0	0	0	0	0	0	0	0	0	0	0	0	0	0	2	15	5 to 15	100.0	*	*	
21/01/2019	04:00	0	0	0	0	0	0	0	0	0	0	0	0	0	0	0	0	0	0	0	0	0	0	*	*	*	*
21/01/2019	05:00	0	0	1	0	0	0	0	0	0	0	0	0	0	0	0	0	0	0	0	1	25	15 to 25	100.0	1	100.0	
21/01/2019	06:00	2	3	3	0	0	0	0	0	0	0	0	0	0	0	0	0	0	0	0	8	23.3	15 to 25	100.0	3	37.5	
21/01/2019	07:00	6	8	2	0	0	0	0	0	0	0	0	0	0	0	0	0	0	0	0	16	20	10 to 20	87.5	2	12.5	
21/01/2019	08:00	5	13	2	0	0	0	0	0	0	0	0	0	0	0	0	0	0	0	0	20	19.6	15 to 25	100.0	2	10.0	
21/01/2019	09:00	16	21	1	0	0	0	0	0	0	0	0	0	0	0	0	0	0	0	0	38	18.8	10 to 20	97.4	1	2.6	
21/01/2019	10:00	13	17	1	0	0	0	0	0	0	0	0	0	0	0	0	0	0	0	0	31	18.8	10 to 20	96.8	1	3.2	
21/01/2019	11:00	23	13	4	0	0	0	0	0	0	0	0	0	0	0	0	0	0	0	0	40	19.2	10 to 20	90.0	4	10.0	
21/01/2019	12:00	16	19	1	0	0	0	1	0	0	0	0	0	0	0	0	0	0	0	0	37	18.9	10 to 20	94.6	2	5.4	
21/01/2019	13:00	23	36	1	0	0	0	0	0	0	0	0	0	0	0	0	0	0	0	0	60	18.9	10 to 20	98.3	1	1.7	
21/01/2019	14:00	17	28	6	0	0	0	0	0	0	0	0	0	0	0	0	0	0	0	0	51	19.6	15 to 25	96.1	6	11.8	
21/01/2019	15:00	46	27	3	1	0	0	0	0	0	0	0	0	0	0	0	0	0	0	0	77	18.5	10 to 20	94.8	4	5.2	
21/01/2019	16:00	43	57	5	0	0	0	0	0	0	0	0	0	0	0	0	0	0	0	0	105	19	10 to 20	95.2	5	4.8	
21/01/2019	17:00	44	64	9	0	0	0	0	0	0	0	0	0	0	0	0	0	0	0	0	117	19.3	15 to 25	94.9	9	7.7	
21/01/2019	18:00	51	64	8	0	0	0	0	0	0	0	0	0	0	0	0	0	0	0	0	123	19.2	10 to 20	93.5	8	6.5	
21/01/2019	19:00	21	27	3	0	0	0	0	0	0	0	0	0	0	0	0	0	0	0	0	51	19.1	10 to 20	94.1	3	5.9	
21/01/2019	20:00	8	34	6	0	0	0	0	0	0	0	0	0	0	0	0	0	0	0	0	48	19.9	15 to 25	97.9	6	12.5	
21/01/2019	21:00	8	20	3	0	0	0	0	0	0	0	0	0	0	0	0	0	0	0	0	31	19.5	15 to 25	93.5	3	9.7	
21/01/2019	22:00	1	6	3	4	0	0	0	0	0	0	0	0	0	0	0	0	0	0	0	14	27.5	20 to 30	92.9	7	50.0	
21/01/2019	23:00	1	5	0	0	0	0	0	0	0	0	0	0	0	0	0	0	0	0	0	6	19	10 to 20	100.0	*	*	
24 Hr Summary		347	465	64	5	0	0	1	0	0	0	0	0	0	0	0	0	0	0	0	882	19.3	15 to 25	92.4	70	7.9	

Incoming Direction Histogram

Devlin Drive

from Thu-Jan-10-2019-12-00-PM to Thu-Feb-07-2019-01-59-PM

Date	Starting Hr:min	<15	15 to <20	20 to <25	25 to <30	30 to <35	35 to <40	40 to <45	45 to <50	50 to <55	55 to <60	60 to <65	65 to <70	70 to <75	75 to <80	80 to <85	85 to <90	90 to <95	95 to <100	100 to >105	Total Counts	85pct Speed	10mph Pace	% in pace	# of Speeders	% Speeders
22/01/2019	00:00	0	1	0	0	0	0	0	0	0	0	0	0	0	0	0	0	0	0	0	1	20	10 to 20	100.0	*	*
22/01/2019	01:00	0	1	0	0	0	0	0	0	0	0	0	0	0	0	0	0	0	0	0	1	20	10 to 20	100.0	*	*
22/01/2019	02:00	0	0	0	0	0	0	0	0	0	0	0	0	0	0	0	0	0	0	0	0	0	*	*	*	*
22/01/2019	03:00	0	1	0	0	0	0	0	0	0	0	0	0	0	0	0	0	0	0	0	1	20	10 to 20	100.0	*	*
22/01/2019	04:00	0	0	0	0	0	0	0	0	0	0	0	0	0	0	0	0	0	0	0	0	0	*	*	*	*
22/01/2019	05:00	0	1	1	0	0	0	0	0	0	0	0	0	0	0	0	0	0	0	0	2	25	15 to 25	100.0	1	50.0
22/01/2019	06:00	1	3	5	0	0	0	0	0	0	0	0	0	0	0	0	0	0	0	0	9	24	15 to 25	100.0	5	55.6
22/01/2019	07:00	4	11	0	0	0	0	0	0	0	0	0	0	0	0	0	0	0	0	0	15	19.1	10 to 20	100.0	*	*
22/01/2019	08:00	9	17	0	0	0	0	0	0	0	0	0	0	0	0	0	0	0	0	0	26	18.8	10 to 20	100.0	*	*
22/01/2019	09:00	14	11	2	0	0	0	0	0	0	0	0	0	0	0	0	0	0	0	0	27	19.1	10 to 20	92.6	2	7.4
22/01/2019	10:00	16	24	3	0	0	0	0	0	0	0	0	0	0	0	0	0	0	0	0	43	19.4	15 to 25	97.7	3	7.0
22/01/2019	11:00	13	28	5	0	0	0	0	0	0	0	0	0	0	0	0	0	0	0	0	46	19.6	15 to 25	100.0	5	10.9
22/01/2019	12:00	24	14	5	0	0	0	0	0	0	0	0	0	0	0	0	0	0	0	0	43	19.6	10 to 20	88.4	5	11.6
22/01/2019	13:00	12	23	5	1	0	0	0	0	0	0	0	0	0	0	0	0	0	0	0	41	20	15 to 25	90.2	6	14.6
22/01/2019	14:00	24	30	2	0	0	0	0	0	0	0	0	0	0	0	0	0	0	0	0	56	19	15 to 25	98.2	2	3.6
22/01/2019	15:00	28	41	6	1	0	0	0	0	0	0	0	0	0	0	0	0	0	0	0	76	19.5	15 to 25	94.7	7	9.2
22/01/2019	16:00	38	60	6	0	0	0	0	0	0	0	0	0	0	0	0	0	0	0	0	104	19.2	10 to 20	94.2	6	5.8
22/01/2019	17:00	54	77	11	0	0	0	0	0	0	0	0	0	0	0	0	0	0	0	0	142	19.4	15 to 25	97.9	11	7.7
22/01/2019	18:00	48	52	6	0	0	0	0	0	0	0	0	0	0	0	0	0	0	0	0	106	19	15 to 25	99.1	6	5.7
22/01/2019	19:00	18	38	11	0	0	0	0	0	0	0	0	0	0	0	0	0	0	0	0	67	20.5	15 to 25	98.5	11	16.4
22/01/2019	20:00	14	25	6	0	0	0	0	0	0	0	0	0	0	0	0	0	0	0	0	45	19.8	15 to 25	97.8	6	13.3
22/01/2019	21:00	5	16	2	1	0	0	0	0	0	0	0	0	0	0	0	0	0	0	0	24	19.7	15 to 25	95.8	3	12.5
22/01/2019	22:00	7	13	0	0	1	0	0	0	0	0	0	0	0	0	0	0	0	0	0	21	19.2	10 to 20	95.2	1	4.8
22/01/2019	23:00	1	4	1	0	0	0	0	0	0	0	0	0	0	0	0	0	0	0	0	6	20	15 to 25	100.0	1	16.7
24 Hr Summary		330	491	77	3	1	0	0	0	0	0	0	0	0	0	0	0	0	0	0	902	19.5	15 to 25	96.0	81	9.0

Incoming Direction Histogram

Devlin Drive

from Thu-Jan-10-2019-12-00-PM to Thu-Feb-07-2019-01-59-PM

Date	Starting Hr:min	<15	15 to <20	20 to <25	25 to <30	30 to <35	35 to <40	40 to <45	45 to <50	50 to <55	55 to <60	60 to <65	65 to <70	70 to <75	75 to <80	80 to <85	85 to <90	90 to <95	95 to <100	100 to >105	Total Counts	85pct Speed	10mph Pace	% in pace	# of Speeders	% Speeders
23/01/2019	00:00	0	3	0	0	0	0	0	0	0	0	0	0	0	0	0	0	0	0	0	3	20	10 to 20	100.0	*	*
23/01/2019	01:00	0	0	1	0	0	0	0	0	0	0	0	0	0	0	0	0	0	0	0	1	25	15 to 25	100.0	1	100.0
23/01/2019	02:00	1	0	1	0	0	0	0	0	0	0	0	0	0	0	0	0	0	0	0	2	25	15 to 25	100.0	1	50.0
23/01/2019	03:00	1	0	0	0	0	0	0	0	0	0	0	0	0	0	0	0	0	0	0	1	15	5 to 15	100.0	*	*
23/01/2019	04:00	0	0	0	0	0	0	0	0	0	0	0	0	0	0	0	0	0	0	0	0	0	*	*	*	*
23/01/2019	05:00	0	1	0	0	0	0	0	0	0	0	0	0	0	0	0	0	0	0	0	1	20	10 to 20	100.0	*	*
23/01/2019	06:00	1	2	2	0	0	0	0	0	0	0	0	0	0	0	0	0	0	0	0	5	22.5	15 to 25	100.0	2	40.0
23/01/2019	07:00	14	9	3	0	0	0	0	0	0	0	0	0	0	0	0	0	0	0	0	26	19.4	10 to 20	88.5	3	11.5
23/01/2019	08:00	20	13	2	0	0	0	0	0	0	0	0	0	0	0	0	0	0	0	0	35	18.8	10 to 20	94.3	2	5.7
23/01/2019	09:00	16	20	1	0	0	0	0	0	0	0	0	0	0	0	0	0	0	0	0	37	18.8	10 to 20	97.3	1	2.7
23/01/2019	10:00	10	11	5	0	0	0	0	0	0	0	0	0	0	0	0	0	0	0	0	26	21	15 to 25	96.2	5	19.2
23/01/2019	11:00	24	13	4	0	0	0	0	0	0	0	0	0	0	0	0	0	0	0	0	41	19.2	15 to 25	92.7	4	9.8
23/01/2019	12:00	14	24	6	1	0	0	0	0	0	0	0	0	0	0	0	0	0	0	0	45	20	15 to 25	95.6	7	15.6
23/01/2019	13:00	10	24	4	1	0	0	0	0	0	0	0	0	0	0	0	0	0	0	0	39	19.8	15 to 25	92.3	5	12.8
23/01/2019	14:00	26	24	6	0	0	0	0	0	0	0	0	0	0	0	0	0	0	0	0	56	19.6	15 to 25	94.6	6	10.7
23/01/2019	15:00	23	49	9	0	3	0	0	0	0	0	0	0	0	0	0	0	0	0	0	84	19.9	15 to 25	95.2	12	14.3
23/01/2019	16:00	25	50	13	1	0	0	0	0	0	0	0	0	0	0	0	0	0	0	0	89	20.4	15 to 25	95.5	14	15.7
23/01/2019	17:00	26	101	16	3	0	0	0	0	0	0	0	0	0	0	0	0	0	0	0	146	19.9	15 to 25	97.3	19	13.0
23/01/2019	18:00	30	77	14	3	0	0	0	0	0	0	0	0	0	0	0	0	0	0	0	124	19.9	15 to 25	96.0	17	13.7
23/01/2019	19:00	8	21	9	0	0	0	0	0	0	0	0	0	0	0	0	0	0	0	0	38	21.7	15 to 25	100.0	9	23.7
23/01/2019	20:00	8	24	9	0	0	0	0	0	0	0	0	0	0	0	0	0	0	0	0	41	21.7	15 to 25	97.6	9	22.0
23/01/2019	21:00	11	16	2	0	0	0	0	0	0	0	0	0	0	0	0	0	0	0	0	29	19.4	10 to 20	93.1	2	6.9
23/01/2019	22:00	9	15	5	0	0	0	0	0	0	0	0	0	0	0	0	0	0	0	0	29	21	15 to 25	100.0	5	17.2
23/01/2019	23:00	2	5	1	1	0	0	0	0	0	0	0	0	0	0	0	0	0	0	0	9	25	15 to 25	88.9	2	22.2
24 Hr Summary		279	502	113	10	3	0	0	0	0	0	0	0	0	0	0	0	0	0	0	907	19.9	15 to 25	95.1	126	13.9

Incoming Direction Histogram

Devlin Drive

from Thu-Jan-10-2019-12-00-PM to Thu-Feb-07-2019-01-59-PM

Date	Starting Hr:min	<15	15 to <20	20 to <25	25 to <30	30 to <35	35 to <40	40 to <45	45 to <50	50 to <55	55 to <60	60 to <65	65 to <70	70 to <75	75 to <80	80 to <85	85 to <90	90 to <95	95 to <100	100 to >105	Total Counts	85pct Speed	10mph Pace	% in pace	# of Speeders	% Speeders	
24/01/2019	00:00	0	1	0	0	0	0	0	0	0	0	0	0	0	0	0	0	0	0	0	1	20	10 to 20	100.0	*	*	
24/01/2019	01:00	1	0	0	0	0	0	0	0	0	0	0	0	0	0	0	0	0	0	0	1	15	5 to 15	100.0	*	*	
24/01/2019	02:00	1	0	2	0	0	0	0	0	0	0	0	0	0	0	0	0	0	0	0	3	25	15 to 25	100.0	2	66.7	
24/01/2019	03:00	0	0	0	0	0	0	0	0	0	0	0	0	0	0	0	0	0	0	0	0	0	0	*	*	*	*
24/01/2019	04:00	0	0	0	0	0	0	0	0	0	0	0	0	0	0	0	0	0	0	0	0	0	0	*	*	*	*
24/01/2019	05:00	1	0	1	0	0	0	0	0	0	0	0	0	0	0	0	0	0	0	0	2	25	15 to 25	100.0	1	50.0	
24/01/2019	06:00	1	2	1	0	0	0	0	0	0	0	0	0	0	0	0	0	0	0	0	4	20	15 to 25	100.0	1	25.0	
24/01/2019	07:00	6	14	0	0	0	0	0	0	0	0	0	0	0	0	0	0	0	0	0	20	18.9	10 to 20	100.0	*	*	
24/01/2019	08:00	14	16	1	1	0	0	0	0	0	0	0	0	0	0	0	0	0	0	0	32	19.1	10 to 20	93.8	2	6.3	
24/01/2019	09:00	23	24	9	0	0	0	0	0	0	0	0	0	0	0	0	0	0	0	0	56	20.6	15 to 25	94.6	9	16.1	
24/01/2019	10:00	18	23	5	0	0	0	0	0	0	0	0	0	0	0	0	0	0	0	0	46	19.6	15 to 25	97.8	5	10.9	
24/01/2019	11:00	12	27	6	1	0	0	0	0	0	0	0	0	0	0	0	0	0	0	0	46	20	15 to 25	95.7	7	15.2	
24/01/2019	12:00	6	20	2	2	0	0	0	0	0	0	0	0	0	0	0	0	0	0	0	30	20	15 to 25	90.0	4	13.3	
24/01/2019	13:00	8	39	6	2	0	0	0	0	0	0	0	0	0	0	0	0	0	0	0	55	20	15 to 25	94.5	8	14.5	
24/01/2019	14:00	9	27	3	3	0	0	0	0	0	0	0	0	0	0	0	0	0	0	0	42	20	15 to 25	90.5	6	14.3	
24/01/2019	15:00	27	45	6	0	0	0	0	0	0	0	0	0	0	0	0	0	0	0	0	78	19.3	15 to 25	98.7	6	7.7	
24/01/2019	16:00	23	55	17	0	0	0	0	0	0	0	0	0	0	0	0	0	0	0	0	95	20.9	15 to 25	98.9	17	17.9	
24/01/2019	17:00	43	81	13	0	0	0	0	0	0	0	0	0	0	0	0	0	0	0	0	137	19.5	15 to 25	94.9	13	9.5	
24/01/2019	18:00	26	66	12	3	0	0	0	0	0	0	0	0	0	0	0	0	0	0	0	107	19.9	15 to 25	96.3	15	14.0	
24/01/2019	19:00	13	28	12	3	0	0	0	0	0	0	0	0	0	0	0	0	0	0	0	56	22.9	15 to 25	92.9	15	26.8	
24/01/2019	20:00	11	20	10	0	0	0	0	0	0	0	0	0	0	0	0	0	0	0	0	41	22	15 to 25	100.0	10	24.4	
24/01/2019	21:00	1	18	6	0	0	0	0	0	0	0	0	0	0	0	0	0	0	0	0	25	21.7	15 to 25	100.0	6	24.0	
24/01/2019	22:00	4	14	2	0	0	0	0	0	0	0	0	0	0	0	0	0	0	0	0	20	19.6	15 to 25	100.0	2	10.0	
24/01/2019	23:00	0	2	2	1	0	0	0	0	0	0	0	0	0	0	0	0	0	0	0	5	25	20 to 30	100.0	3	60.0	
24 Hr Summary		248	522	116	16	0	0	0	0	0	0	0	0	0	0	0	0	0	0	0	902	20	15 to 25	95.7	132	14.6	

Incoming Direction Histogram

Devlin Drive

from Thu-Jan-10-2019-12-00-PM to Thu-Feb-07-2019-01-59-PM

Date	Starting Hr:min	<15	15 to <20	20 to <25	25 to <30	30 to <35	35 to <40	40 to <45	45 to <50	50 to <55	55 to <60	60 to <65	65 to <70	70 to <75	75 to <80	80 to <85	85 to <90	90 to <95	95 to <100	100 to >105	Total Counts	85pct Speed	10mph Pace	% in pace	# of Speeders	% Speeders
25/01/2019	00:00	0	1	0	0	0	0	0	0	0	0	0	0	0	0	0	0	0	0	0	1	20	10 to 20	100.0	*	*
25/01/2019	01:00	0	1	0	0	0	0	0	0	0	0	0	0	0	0	0	0	0	0	0	1	20	10 to 20	100.0	*	*
25/01/2019	02:00	0	0	0	0	0	0	0	0	0	0	0	0	0	0	0	0	0	0	0	0	0	*	*	*	*
25/01/2019	03:00	0	0	0	0	0	0	0	0	0	0	0	0	0	0	0	0	0	0	0	0	0	*	*	*	*
25/01/2019	04:00	0	1	0	0	0	0	0	0	0	0	0	0	0	0	0	0	0	0	0	1	20	10 to 20	100.0	*	*
25/01/2019	05:00	0	0	0	0	0	0	0	0	0	0	0	0	0	0	0	0	0	0	0	0	0	*	*	*	*
25/01/2019	06:00	1	2	2	0	0	0	0	0	0	0	0	0	0	0	0	0	0	0	0	5	22.5	15 to 25	100.0	2	40.0
25/01/2019	07:00	7	17	4	0	0	0	0	0	0	0	0	0	0	0	0	0	0	0	0	28	20	15 to 25	100.0	4	14.3
25/01/2019	08:00	5	23	4	0	0	0	0	0	0	0	0	0	0	0	0	0	0	0	0	32	19.8	15 to 25	100.0	4	12.5
25/01/2019	09:00	23	15	0	1	0	0	0	0	0	0	0	0	0	0	0	0	0	0	0	39	18.3	10 to 20	97.4	1	2.6
25/01/2019	10:00	10	16	4	0	0	0	0	0	0	0	0	0	0	0	0	0	0	0	0	30	20	15 to 25	93.3	4	13.3
25/01/2019	11:00	24	26	4	0	0	0	0	0	0	0	0	0	0	0	0	0	0	0	0	54	19.2	15 to 25	94.4	4	7.4
25/01/2019	12:00	34	19	7	1	0	0	0	0	0	0	0	0	0	0	0	0	0	0	0	61	19.7	15 to 25	93.4	8	13.1
25/01/2019	13:00	25	29	6	0	0	0	0	0	0	0	0	0	0	0	0	0	0	0	0	60	19.5	15 to 25	98.3	6	10.0
25/01/2019	14:00	12	28	5	1	0	0	0	0	0	0	0	0	0	0	0	0	0	0	0	46	19.8	15 to 25	95.7	6	13.0
25/01/2019	15:00	28	38	11	1	0	0	0	0	0	0	0	0	0	0	0	0	0	0	0	78	20	15 to 25	97.4	12	15.4
25/01/2019	16:00	31	70	11	1	0	0	0	0	0	0	0	0	0	0	0	0	0	0	0	113	19.6	15 to 25	97.3	12	10.6
25/01/2019	17:00	49	82	13	0	0	0	0	0	0	0	0	0	0	0	0	0	0	0	0	144	19.5	15 to 25	95.8	13	9.0
25/01/2019	18:00	39	65	7	0	0	0	0	0	0	0	0	0	0	0	0	0	0	0	0	111	19.2	15 to 25	95.5	7	6.3
25/01/2019	19:00	23	39	5	1	0	0	0	0	0	0	0	0	0	0	0	0	0	0	0	68	19.5	15 to 25	95.6	6	8.8
25/01/2019	20:00	5	24	5	0	0	0	0	0	0	0	0	0	0	0	0	0	0	0	0	34	20	15 to 25	100.0	5	14.7
25/01/2019	21:00	13	7	3	0	0	0	0	0	0	0	0	0	0	0	0	0	0	0	0	23	20	15 to 25	95.7	3	13.0
25/01/2019	22:00	12	15	6	0	0	0	0	0	0	0	0	0	0	0	0	0	0	0	0	33	20.8	15 to 25	97.0	6	18.2
25/01/2019	23:00	0	8	3	0	0	0	0	0	0	0	0	0	0	0	0	0	0	0	0	11	21.7	15 to 25	100.0	3	27.3
24 Hr Summary		341	526	100	6	0	0	0	0	0	0	0	0	0	0	0	0	0	0	0	973	19.6	15 to 25	96.1	106	10.9

Incoming Direction Histogram

Devlin Drive

from Thu-Jan-10-2019-12-00-PM to Thu-Feb-07-2019-01-59-PM

Date	Starting Hr:min	<15	15 to <20	20 to <25	25 to <30	30 to <35	35 to <40	40 to <45	45 to <50	50 to <55	55 to <60	60 to <65	65 to <70	70 to <75	75 to <80	80 to <85	85 to <90	90 to <95	95 to <100	100 to >105	Total Counts	85pct Speed	10mph Pace	% in pace	# of Speeders	% Speeders
26/01/2019	00:00	3	8	0	0	0	0	0	0	0	0	0	0	0	0	0	0	0	0	0	11	18.8	10 to 20	100.0	*	*
26/01/2019	01:00	1	2	0	0	0	0	0	0	0	0	0	0	0	0	0	0	0	0	0	3	20	10 to 20	100.0	*	*
26/01/2019	02:00	1	1	0	0	0	0	0	0	0	0	0	0	0	0	0	0	0	0	0	2	20	10 to 20	100.0	*	*
26/01/2019	03:00	0	1	0	0	0	0	0	0	0	0	0	0	0	0	0	0	0	0	0	1	20	10 to 20	100.0	*	*
26/01/2019	04:00	0	0	0	0	0	0	0	0	0	0	0	0	0	0	0	0	0	0	0	0	0	*	*	*	*
26/01/2019	05:00	0	1	0	0	0	0	0	0	0	0	0	0	0	0	0	0	0	0	0	1	20	10 to 20	100.0	*	*
26/01/2019	06:00	2	1	0	0	0	0	0	0	0	0	0	0	0	0	0	0	0	0	0	3	20	10 to 20	100.0	*	*
26/01/2019	07:00	2	4	2	0	0	0	0	0	0	0	0	0	0	0	0	0	0	0	0	8	22.5	15 to 25	100.0	2	25.0
26/01/2019	08:00	5	5	1	0	0	0	0	0	0	0	0	0	0	0	0	0	0	0	0	11	19	15 to 25	100.0	1	9.1
26/01/2019	09:00	24	12	1	0	0	0	0	0	0	0	0	0	0	0	0	0	0	0	0	37	17.9	10 to 20	97.3	1	2.7
26/01/2019	10:00	19	23	2	2	0	0	0	0	0	0	0	0	0	0	0	0	0	0	0	46	19.3	10 to 20	91.3	4	8.7
26/01/2019	11:00	45	44	1	0	0	0	0	0	0	0	0	0	0	0	0	0	0	0	0	90	18.5	10 to 20	98.9	1	1.1
26/01/2019	12:00	21	30	7	0	0	0	0	0	0	0	0	0	0	0	0	0	0	0	0	58	19.7	15 to 25	100.0	7	12.1
26/01/2019	13:00	32	31	2	0	0	0	0	0	0	0	0	0	0	0	0	0	0	0	0	65	18.7	10 to 20	96.9	2	3.1
26/01/2019	14:00	26	37	2	0	0	0	0	0	0	0	0	0	0	0	0	0	0	0	0	65	18.9	15 to 25	98.5	2	3.1
26/01/2019	15:00	29	34	5	0	0	0	0	0	0	0	0	0	0	0	0	0	0	0	0	68	19.3	15 to 25	95.6	5	7.4
26/01/2019	16:00	33	43	3	0	0	0	0	0	0	0	0	0	0	0	0	0	0	0	0	79	19	10 to 20	96.2	3	3.8
26/01/2019	17:00	37	35	5	0	0	0	0	0	0	0	0	0	0	0	0	0	0	0	0	77	19	15 to 25	97.4	5	6.5
26/01/2019	18:00	39	37	2	0	0	0	0	0	0	0	0	0	0	0	0	0	0	0	0	78	18.6	10 to 20	97.4	2	2.6
26/01/2019	19:00	15	22	7	0	0	0	0	0	0	0	0	0	0	0	0	0	0	0	0	44	20	15 to 25	97.7	7	15.9
26/01/2019	20:00	6	21	2	0	0	0	0	0	0	0	0	0	0	0	0	0	0	0	0	29	19.5	15 to 25	96.6	2	6.9
26/01/2019	21:00	5	12	2	1	0	0	0	0	0	0	0	0	0	0	0	0	0	0	0	20	20	15 to 25	90.0	3	15.0
26/01/2019	22:00	5	20	4	0	0	0	0	0	0	0	0	0	0	0	0	0	0	0	0	29	20	15 to 25	100.0	4	13.8
26/01/2019	23:00	5	6	0	2	0	0	0	0	0	0	0	0	0	0	0	0	0	0	0	13	20	10 to 20	84.6	2	15.4
24 Hr Summary		355	430	48	5	0	0	0	0	0	0	0	0	0	0	0	0	0	0	0	838	19.2	10 to 20	93.7	53	6.3

Incoming Direction Histogram

Devlin Drive

from Thu-Jan-10-2019-12-00-PM to Thu-Feb-07-2019-01-59-PM

Date	Starting Hr:min	<15	15 to <20	20 to <25	25 to <30	30 to <35	35 to <40	40 to <45	45 to <50	50 to <55	55 to <60	60 to <65	65 to <70	70 to <75	75 to <80	80 to <85	85 to <90	90 to <95	95 to <100	100 to >105	Total Counts	85pct Speed	10mph Pace	% in pace	# of Speeders	% Speeders
27/01/2019	00:00	1	3	3	3	0	0	0	0	0	0	0	0	0	0	0	0	0	0	0	10	26.7	20 to 30	90.0	6	60.0
27/01/2019	01:00	0	2	1	0	0	0	0	0	0	0	0	0	0	0	0	0	0	0	0	3	25	15 to 25	100.0	1	33.3
27/01/2019	02:00	1	0	0	0	0	0	0	0	0	0	0	0	0	0	0	0	0	0	0	1	15	5 to 15	100.0	*	*
27/01/2019	03:00	0	1	0	1	0	0	0	0	0	0	0	0	0	0	0	0	0	0	0	2	30	20 to 30	100.0	1	50.0
27/01/2019	04:00	0	0	1	0	0	0	0	0	0	0	0	0	0	0	0	0	0	0	0	1	25	15 to 25	100.0	1	100.0
27/01/2019	05:00	0	0	0	0	0	0	0	0	0	0	0	0	0	0	0	0	0	0	0	0	0	*	*	*	*
27/01/2019	06:00	0	2	0	0	0	0	0	0	0	0	0	0	0	0	0	0	0	0	0	2	20	10 to 20	100.0	*	*
27/01/2019	07:00	2	3	2	0	0	0	0	0	0	0	0	0	0	0	0	0	0	0	0	7	22.5	15 to 25	100.0	2	28.6
27/01/2019	08:00	4	3	0	0	0	0	0	0	0	0	0	0	0	0	0	0	0	0	0	7	18.3	10 to 20	100.0	*	*
27/01/2019	09:00	4	7	2	0	0	0	0	0	0	0	0	0	0	0	0	0	0	0	0	13	20	15 to 25	92.3	2	15.4
27/01/2019	10:00	21	14	2	0	0	0	0	0	0	0	0	0	0	0	0	0	0	0	0	37	18.6	10 to 20	94.6	2	5.4
27/01/2019	11:00	33	28	2	0	0	0	0	0	0	0	0	0	0	0	0	0	0	0	0	63	18.8	10 to 20	96.8	2	3.2
27/01/2019	12:00	34	32	7	0	0	0	0	0	0	0	0	0	0	0	0	0	0	0	0	73	19.4	15 to 25	97.3	7	9.6
27/01/2019	13:00	13	29	5	3	0	0	0	0	0	0	0	0	0	0	0	0	0	0	0	50	20	15 to 25	92.0	8	16.0
27/01/2019	14:00	18	37	9	0	0	0	0	0	0	0	0	0	0	0	0	0	0	0	0	64	19.9	15 to 25	98.4	9	14.1
27/01/2019	15:00	26	50	7	3	0	0	0	0	0	0	0	0	0	0	0	0	0	0	0	86	19.7	15 to 25	96.5	10	11.6
27/01/2019	16:00	22	52	9	0	0	0	0	0	0	0	0	0	0	0	0	0	0	0	0	83	19.7	15 to 25	98.8	9	10.8
27/01/2019	17:00	11	38	4	0	0	0	0	0	0	0	0	0	0	0	0	0	0	0	0	53	19.5	15 to 25	94.3	4	7.5
27/01/2019	18:00	11	26	9	0	0	0	0	0	0	0	0	0	0	0	0	0	0	0	0	46	21.1	15 to 25	97.8	9	19.6
27/01/2019	19:00	13	18	5	0	0	0	0	0	0	0	0	0	0	0	0	0	0	0	0	36	20	15 to 25	100.0	5	13.9
27/01/2019	20:00	3	8	2	0	0	0	0	0	0	0	0	0	0	0	0	0	0	0	0	13	20	15 to 25	100.0	2	15.4
27/01/2019	21:00	3	13	6	1	0	0	0	0	0	0	0	0	0	0	0	0	0	0	0	23	23.3	15 to 25	95.7	7	30.4
27/01/2019	22:00	1	7	2	2	0	0	0	0	0	0	0	0	0	0	0	0	0	0	0	12	25	20 to 30	91.7	4	33.3
27/01/2019	23:00	0	1	4	3	0	0	0	0	0	0	0	0	0	0	0	0	0	0	0	8	28.3	20 to 30	100.0	7	87.5
24 Hr Summary		221	374	82	16	0	0	0	0	0	0	0	0	0	0	0	0	0	0	0	693	19.9	15 to 25	94.9	98	14.1

Incoming Direction Histogram

Devlin Drive

from Thu-Jan-10-2019-12-00-PM to Thu-Feb-07-2019-01-59-PM

Date	Starting Hr:min	<15	15 to <20	20 to <25	25 to <30	30 to <35	35 to <40	40 to <45	45 to <50	50 to <55	55 to <60	60 to <65	65 to <70	70 to <75	75 to <80	80 to <85	85 to <90	90 to <95	95 to <100	100 to >105	Total Counts	85pct Speed	10mph Pace	% in pace	# of Speeders	% Speeders	
28/01/2019	00:00	0	1	1	0	0	0	0	0	0	0	0	0	0	0	0	0	0	0	0	2	25	15 to 25	100.0	1	50.0	
28/01/2019	01:00	0	0	0	0	0	0	0	0	0	0	0	0	0	0	0	0	0	0	0	0	0	0	*	*	*	*
28/01/2019	02:00	1	0	0	0	0	0	0	0	0	0	0	0	0	0	0	0	0	0	0	1	15	5 to 15	100.0	*	*	
28/01/2019	03:00	1	0	0	0	0	0	0	0	0	0	0	0	0	0	0	0	0	0	0	1	15	5 to 15	100.0	*	*	
28/01/2019	04:00	0	0	0	0	0	0	0	0	0	0	0	0	0	0	0	0	0	0	0	0	0	0	*	*	*	*
28/01/2019	05:00	0	1	0	0	0	0	0	0	0	0	0	0	0	0	0	0	0	0	0	1	20	10 to 20	100.0	*	*	
28/01/2019	06:00	2	7	2	0	0	0	0	0	0	0	0	0	0	0	0	0	0	0	0	11	20	15 to 25	100.0	2	18.2	
28/01/2019	07:00	8	19	7	0	1	0	0	0	0	0	0	0	0	0	0	0	0	0	0	35	22.1	15 to 25	91.4	8	22.9	
28/01/2019	08:00	10	22	4	0	0	0	0	0	0	0	0	0	0	0	0	0	0	0	0	36	19.8	15 to 25	97.2	4	11.1	
28/01/2019	09:00	11	17	6	0	0	0	0	0	0	0	0	0	0	0	0	0	0	0	0	34	20.8	15 to 25	91.2	6	17.6	
28/01/2019	10:00	15	23	2	1	0	0	0	0	0	0	0	0	0	0	0	0	0	0	0	41	19.3	15 to 25	95.1	3	7.3	
28/01/2019	11:00	11	24	4	0	0	0	0	0	0	0	0	0	0	0	0	0	0	0	0	39	19.6	15 to 25	97.4	4	10.3	
28/01/2019	12:00	11	24	5	1	0	0	0	0	0	0	0	0	0	0	0	0	0	0	0	41	20	15 to 25	97.6	6	14.6	
28/01/2019	13:00	12	24	5	0	0	0	0	0	0	0	0	0	0	0	0	0	0	0	0	41	19.8	15 to 25	95.1	5	12.2	
28/01/2019	14:00	25	34	10	1	0	0	0	0	0	0	0	0	0	0	0	0	0	0	0	70	20.5	15 to 25	92.9	11	15.7	
28/01/2019	15:00	18	46	6	0	0	0	0	0	0	0	0	0	0	0	0	0	0	0	0	70	19.6	15 to 25	100.0	6	8.6	
28/01/2019	16:00	26	57	11	0	0	0	0	0	0	0	0	0	0	0	0	0	0	0	0	94	19.7	15 to 25	96.8	11	11.7	
28/01/2019	17:00	49	99	17	0	0	0	0	0	0	0	0	0	0	0	0	0	0	0	0	165	19.6	15 to 25	98.2	17	10.3	
28/01/2019	18:00	29	56	11	2	0	0	0	0	0	0	0	0	0	0	0	0	0	0	0	98	19.8	15 to 25	94.9	13	13.3	
28/01/2019	19:00	19	28	11	1	0	0	0	0	0	0	0	0	0	0	0	0	0	0	0	59	21.4	15 to 25	98.3	12	20.3	
28/01/2019	20:00	8	26	3	2	0	0	0	0	0	0	0	0	0	0	0	0	0	0	0	39	19.8	15 to 25	89.7	5	12.8	
28/01/2019	21:00	9	16	3	1	0	0	0	0	0	0	0	0	0	0	0	0	0	0	0	29	20	15 to 25	89.7	4	13.8	
28/01/2019	22:00	1	9	4	1	0	0	0	0	0	0	0	0	0	0	0	0	0	0	0	15	23.8	15 to 25	93.3	5	33.3	
28/01/2019	23:00	2	4	2	1	0	0	0	0	0	0	0	0	0	0	0	0	0	0	0	9	25	15 to 25	88.9	3	33.3	
24 Hr Summary		268	537	114	11	1	0	0	0	0	0	0	0	0	0	0	0	0	0	0	931	19.9	15 to 25	95.8	126	13.5	

Incoming Direction Histogram

Devlin Drive

from Thu-Jan-10-2019-12-00-PM to Thu-Feb-07-2019-01-59-PM

Date	Starting Hr:min	<15	15 to <20	20 to <25	25 to <30	30 to <35	35 to <40	40 to <45	45 to <50	50 to <55	55 to <60	60 to <65	65 to <70	70 to <75	75 to <80	80 to <85	85 to <90	90 to <95	95 to <100	100 to >105	Total Counts	85pct Speed	10mph Pace	% in pace	# of Speeders	% Speeders
29/01/2019	00:00	0	0	0	0	0	0	0	0	0	0	0	0	0	0	0	0	0	0	0	0	0	*	*	*	*
29/01/2019	01:00	0	1	0	0	0	0	0	0	0	0	0	0	0	0	0	0	0	0	0	1	20	10 to 20	100.0	*	*
29/01/2019	02:00	0	0	0	0	0	0	0	0	0	0	0	0	0	0	0	0	0	0	0	0	0	*	*	*	*
29/01/2019	03:00	0	0	0	0	0	0	0	0	0	0	0	0	0	0	0	0	0	0	0	0	0	*	*	*	*
29/01/2019	04:00	0	0	0	0	0	0	0	0	0	0	0	0	0	0	0	0	0	0	0	0	0	*	*	*	*
29/01/2019	05:00	0	2	0	0	0	0	0	0	0	0	0	0	0	0	0	0	0	0	0	2	20	10 to 20	100.0	*	*
29/01/2019	06:00	2	4	3	0	0	0	0	0	0	0	0	0	0	0	0	0	0	0	0	9	23.3	15 to 25	100.0	3	33.3
29/01/2019	07:00	3	15	4	0	0	0	0	0	0	0	0	0	0	0	0	0	0	0	0	22	21.2	15 to 25	100.0	4	18.2
29/01/2019	08:00	14	28	6	0	0	0	0	0	0	0	0	0	0	0	0	0	0	0	0	48	19.8	15 to 25	95.8	6	12.5
29/01/2019	09:00	17	30	2	1	0	0	0	0	0	0	0	0	0	0	0	0	0	0	0	50	19.2	15 to 25	98.0	3	6.0
29/01/2019	10:00	15	19	9	1	0	0	0	0	0	0	0	0	0	0	0	0	0	0	0	44	21.7	15 to 25	93.2	10	22.7
29/01/2019	11:00	18	24	8	0	1	0	0	0	0	0	0	0	0	0	0	0	0	0	0	51	20.6	15 to 25	96.1	9	17.6
29/01/2019	12:00	22	20	5	0	0	0	0	0	0	0	0	0	0	0	0	0	0	0	0	47	19.5	15 to 25	93.6	5	10.6
29/01/2019	13:00	24	28	6	0	0	0	0	0	0	0	0	0	0	0	0	0	0	0	0	58	19.5	15 to 25	94.8	6	10.3
29/01/2019	14:00	27	27	7	2	0	0	0	0	0	0	0	0	0	0	0	0	0	0	0	63	20	15 to 25	90.5	9	14.3
29/01/2019	15:00	20	39	10	1	0	0	0	0	0	0	0	0	0	0	0	0	0	0	0	70	20.5	15 to 25	97.1	11	15.7
29/01/2019	16:00	24	67	12	0	0	0	0	0	0	0	0	0	0	0	0	0	0	0	0	103	19.8	15 to 25	99.0	12	11.7
29/01/2019	17:00	45	94	22	4	0	0	0	0	0	0	0	0	0	0	0	0	0	0	0	165	20.2	15 to 25	97.6	26	15.8
29/01/2019	18:00	29	59	11	2	1	0	0	0	0	0	0	0	0	0	0	0	0	0	0	102	19.9	15 to 25	96.1	14	13.7
29/01/2019	19:00	20	33	9	1	0	0	0	0	0	0	0	0	0	0	0	0	0	0	0	63	20.6	15 to 25	93.7	10	15.9
29/01/2019	20:00	15	32	5	0	0	0	0	0	0	0	0	0	0	0	0	0	0	0	0	52	19.5	15 to 25	100.0	5	9.6
29/01/2019	21:00	6	15	4	2	0	0	0	0	0	0	0	0	0	0	0	0	0	0	0	27	22.5	15 to 25	92.6	6	22.2
29/01/2019	22:00	0	17	5	2	0	0	0	0	0	0	0	0	0	0	0	0	0	0	0	24	23	20 to 30	100.0	7	29.2
29/01/2019	23:00	3	5	0	1	0	0	0	0	0	0	0	0	0	0	0	0	0	0	0	9	20	10 to 20	88.9	1	11.1
24 Hr Summary		304	559	128	17	2	0	0	0	0	0	0	0	0	0	0	0	0	0	0	1010	20	15 to 25	96.0	147	14.6

Incoming Direction Histogram

Devlin Drive

from Thu-Jan-10-2019-12-00-PM to Thu-Feb-07-2019-01-59-PM

Date	Starting Hr:min	<15	15 to <20	20 to <25	25 to <30	30 to <35	35 to <40	40 to <45	45 to <50	50 to <55	55 to <60	60 to <65	65 to <70	70 to <75	75 to <80	80 to <85	85 to <90	90 to <95	95 to <100	100 to >105	Total Counts	85pct Speed	10mph Pace	% in pace	# of Speeders	% Speeders
30/01/2019	00:00	1	2	2	0	0	0	0	0	0	0	0	0	0	0	0	0	0	0	0	5	22.5	15 to 25	100.0	2	40.0
30/01/2019	01:00	1	0	0	0	0	0	0	0	0	0	0	0	0	0	0	0	0	0	0	1	15	5 to 15	100.0	*	*
30/01/2019	02:00	0	0	0	0	0	0	0	0	0	0	0	0	0	0	0	0	0	0	0	0	0	*	*	*	*
30/01/2019	03:00	0	1	0	0	0	0	0	0	0	0	0	0	0	0	0	0	0	0	0	1	20	10 to 20	100.0	*	*
30/01/2019	04:00	1	2	0	0	0	0	0	0	0	0	0	0	0	0	0	0	0	0	0	3	20	10 to 20	100.0	*	*
30/01/2019	05:00	0	0	0	0	0	0	0	0	0	0	0	0	0	0	0	0	0	0	0	0	0	*	*	*	*
30/01/2019	06:00	5	3	1	0	0	0	0	0	0	0	0	0	0	0	0	0	0	0	0	9	20	15 to 25	100.0	1	11.1
30/01/2019	07:00	13	10	0	0	0	0	0	0	0	0	0	0	0	0	0	0	0	0	0	23	18.5	10 to 20	100.0	*	*
30/01/2019	08:00	10	13	2	1	0	0	0	0	0	0	0	0	0	0	0	0	0	0	0	26	19.6	15 to 25	96.2	3	11.5
30/01/2019	09:00	8	16	3	1	0	0	0	0	0	0	0	0	0	0	0	0	0	0	0	28	20	15 to 25	96.4	4	14.3
30/01/2019	10:00	20	23	4	0	0	0	0	0	0	0	0	0	0	0	0	0	0	0	0	47	19.3	15 to 25	93.6	4	8.5
30/01/2019	11:00	18	13	4	1	0	0	0	0	0	0	0	0	0	0	0	0	0	0	0	36	20	15 to 25	91.7	5	13.9
30/01/2019	12:00	16	16	3	1	0	0	0	0	0	0	0	0	0	0	0	0	0	0	0	36	19.7	15 to 25	91.7	4	11.1
30/01/2019	13:00	18	22	2	0	0	0	0	0	0	0	0	0	0	0	0	0	0	0	0	42	19.1	15 to 25	100.0	2	4.8
30/01/2019	14:00	21	24	5	1	0	0	0	0	0	0	0	0	0	0	0	0	0	0	0	51	19.6	15 to 25	94.1	6	11.8
30/01/2019	15:00	19	44	9	1	0	0	0	0	0	0	0	0	0	0	0	0	0	0	0	73	19.9	15 to 25	95.9	10	13.7
30/01/2019	16:00	33	50	13	1	0	0	0	0	0	0	0	0	0	0	0	0	0	0	0	97	19.9	15 to 25	99.0	14	14.4
30/01/2019	17:00	69	98	5	1	0	0	0	0	0	0	0	0	0	0	0	0	0	0	0	173	19	15 to 25	98.8	6	3.5
30/01/2019	18:00	49	53	4	0	0	0	0	0	0	0	0	0	0	0	0	0	0	0	0	106	18.9	10 to 20	96.2	4	3.8
30/01/2019	19:00	17	26	8	0	0	0	0	0	0	0	0	0	0	0	0	0	0	0	0	51	20	15 to 25	94.1	8	15.7
30/01/2019	20:00	11	30	4	0	0	0	0	0	0	0	0	0	0	0	0	0	0	0	0	45	19.5	15 to 25	100.0	4	8.9
30/01/2019	21:00	16	21	2	1	0	0	0	0	0	0	0	0	0	0	0	0	0	0	0	40	19.3	15 to 25	95.0	3	7.5
30/01/2019	22:00	5	15	6	0	0	0	0	0	0	0	0	0	0	0	0	0	0	0	0	26	21.7	15 to 25	100.0	6	23.1
30/01/2019	23:00	3	5	1	0	0	0	0	0	0	0	0	0	0	0	0	0	0	0	0	9	20	15 to 25	100.0	1	11.1
24 Hr Summary		354	487	78	9	0	0	0	0	0	0	0	0	0	0	0	0	0	0	0	928	19.5	15 to 25	96.4	87	9.4

Incoming Direction Histogram

Devlin Drive

from Thu-Jan-10-2019-12-00-PM to Thu-Feb-07-2019-01-59-PM

Date	Starting Hr:min	<15	15 to <20	20 to <25	25 to <30	30 to <35	35 to <40	40 to <45	45 to <50	50 to <55	55 to <60	60 to <65	65 to <70	70 to <75	75 to <80	80 to <85	85 to <90	90 to <95	95 to <100	100 to >105	Total Counts	85pct Speed	10mph Pace	% in pace	# of Speeders	% Speeders	
31/01/2019	00:00	1	0	1	0	0	0	0	0	0	0	0	0	0	0	0	0	0	0	0	2	25	15 to 25	100.0	1	50.0	
31/01/2019	01:00	0	0	1	0	0	0	0	0	0	0	0	0	0	0	0	0	0	0	0	1	25	15 to 25	100.0	1	100.0	
31/01/2019	02:00	0	0	0	0	0	0	0	0	0	0	0	0	0	0	0	0	0	0	0	0	0	*	*	*	*	
31/01/2019	03:00	0	0	0	0	0	0	0	0	0	0	0	0	0	0	0	0	0	0	0	0	0	0	*	*	*	*
31/01/2019	04:00	1	0	0	0	0	0	0	0	0	0	0	0	0	0	0	0	0	0	0	1	15	5 to 15	100.0	*	*	
31/01/2019	05:00	0	0	0	0	0	0	0	0	0	0	0	0	0	0	0	0	0	0	0	0	0	0	*	*	*	*
31/01/2019	06:00	4	5	1	0	0	0	0	0	0	0	0	0	0	0	0	0	0	0	0	10	19	15 to 25	100.0	1	10.0	
31/01/2019	07:00	3	11	1	0	0	0	0	0	0	0	0	0	0	0	0	0	0	0	0	15	19.5	10 to 20	93.3	1	6.7	
31/01/2019	08:00	12	10	3	0	0	0	0	0	0	0	0	0	0	0	0	0	0	0	0	25	19.5	15 to 25	100.0	3	12.0	
31/01/2019	09:00	17	20	4	0	0	0	0	0	0	0	0	0	0	0	0	0	0	0	0	41	19.5	15 to 25	97.6	4	9.8	
31/01/2019	10:00	18	16	4	0	0	0	0	0	0	0	0	0	0	0	0	0	0	0	0	38	19.4	15 to 25	92.1	4	10.5	
31/01/2019	11:00	14	24	6	0	0	0	0	0	0	0	0	0	0	0	0	0	0	0	0	44	19.8	15 to 25	95.5	6	13.6	
31/01/2019	12:00	13	27	7	0	0	0	0	0	0	0	0	0	0	0	0	0	0	0	0	47	20	15 to 25	89.4	7	14.9	
31/01/2019	13:00	17	34	5	1	0	0	0	0	0	0	0	0	0	0	0	0	0	0	0	57	19.6	15 to 25	94.7	6	10.5	
31/01/2019	14:00	27	30	2	2	0	0	0	0	0	0	0	0	0	0	0	0	0	0	0	61	19.2	15 to 25	96.7	4	6.6	
31/01/2019	15:00	25	36	6	1	0	0	0	0	0	0	0	0	0	0	0	0	0	0	0	68	19.6	15 to 25	98.5	7	10.3	
31/01/2019	16:00	34	64	8	1	0	0	0	0	0	0	0	0	0	0	0	0	0	0	0	107	19.5	15 to 25	98.1	9	8.4	
31/01/2019	17:00	53	92	13	4	0	0	0	0	0	0	0	0	0	0	0	0	0	0	0	162	19.6	15 to 25	94.4	17	10.5	
31/01/2019	18:00	36	62	11	4	0	0	0	0	0	0	0	0	0	0	0	0	0	0	0	113	19.8	15 to 25	96.5	15	13.3	
31/01/2019	19:00	15	38	4	1	0	0	0	0	0	0	0	0	0	0	0	0	0	0	0	58	19.5	15 to 25	98.3	5	8.6	
31/01/2019	20:00	20	27	7	0	0	0	0	0	0	0	0	0	0	0	0	0	0	0	0	54	19.8	15 to 25	100.0	7	13.0	
31/01/2019	21:00	7	20	5	0	0	0	0	0	0	0	0	0	0	0	0	0	0	0	0	32	20	15 to 25	100.0	5	15.6	
31/01/2019	22:00	3	6	2	0	0	0	0	0	0	0	0	0	0	0	0	0	0	0	0	11	20	15 to 25	100.0	2	18.2	
31/01/2019	23:00	0	5	2	1	0	0	0	0	0	0	0	0	0	0	0	0	0	0	0	8	25	20 to 30	100.0	3	37.5	
24 Hr Summary		320	527	93	15	0	0	0	0	0	0	0	0	0	0	0	0	0	0	0	955	19.7	15 to 25	96.3	108	11.3	

Incoming Direction Histogram

Devlin Drive

from Thu-Jan-10-2019-12-00-PM to Thu-Feb-07-2019-01-59-PM

Date	Starting Hr:min	<15	15 to <20	20 to <25	25 to <30	30 to <35	35 to <40	40 to <45	45 to <50	50 to <55	55 to <60	60 to <65	65 to <70	70 to <75	75 to <80	80 to <85	85 to <90	90 to <95	95 to <100	100 to >105	Total Counts	85pct Speed	10mph Pace	% in pace	# of Speeders	% Speeders	
01/02/2019	00:00	0	1	1	0	0	0	0	0	0	0	0	0	0	0	0	0	0	0	0	2	25	15 to 25	100.0	1	50.0	
01/02/2019	01:00	0	1	0	0	0	0	0	0	0	0	0	0	0	0	0	0	0	0	0	1	20	10 to 20	100.0	*	*	
01/02/2019	02:00	0	1	0	0	0	0	0	0	0	0	0	0	0	0	0	0	0	0	0	1	20	10 to 20	100.0	*	*	
01/02/2019	03:00	0	1	0	0	0	0	0	0	0	0	0	0	0	0	0	0	0	0	0	1	20	10 to 20	100.0	*	*	
01/02/2019	04:00	0	0	0	0	0	0	0	0	0	0	0	0	0	0	0	0	0	0	0	0	0	0	*	*	*	*
01/02/2019	05:00	0	0	0	0	0	0	0	0	0	0	0	0	0	0	0	0	0	0	0	0	0	0	*	*	*	*
01/02/2019	06:00	1	1	1	0	0	0	0	0	0	0	0	0	0	0	0	0	0	0	0	3	25	15 to 25	100.0	1	33.3	
01/02/2019	07:00	15	8	6	0	0	0	0	0	0	0	0	0	0	0	0	0	0	0	0	29	21.7	10 to 20	79.3	6	20.7	
01/02/2019	08:00	7	15	6	0	0	0	0	0	0	0	0	0	0	0	0	0	0	0	0	28	21.7	15 to 25	100.0	6	21.4	
01/02/2019	09:00	15	24	4	0	0	0	0	0	0	0	0	0	0	0	0	0	0	0	0	43	19.6	15 to 25	97.7	4	9.3	
01/02/2019	10:00	12	26	5	1	0	0	0	0	0	0	0	0	0	0	0	0	0	0	0	44	19.8	15 to 25	93.2	6	13.6	
01/02/2019	11:00	29	18	6	1	0	0	0	0	0	0	0	0	0	0	0	0	0	0	0	54	19.7	15 to 25	98.1	7	13.0	
01/02/2019	12:00	17	41	13	2	0	0	0	0	0	0	0	0	0	0	0	0	0	0	0	73	21.5	15 to 25	90.4	15	20.5	
01/02/2019	13:00	25	30	6	0	0	0	0	0	0	0	0	0	0	0	0	0	0	0	0	61	19.5	15 to 25	98.4	6	9.8	
01/02/2019	14:00	13	41	4	1	0	0	0	0	0	0	0	0	0	0	0	0	0	0	0	59	19.5	15 to 25	96.6	5	8.5	
01/02/2019	15:00	23	50	6	0	0	0	0	0	0	0	0	0	0	0	0	0	0	0	0	79	19.4	15 to 25	98.7	6	7.6	
01/02/2019	16:00	17	59	9	2	0	0	0	0	0	0	0	0	0	0	0	0	0	0	0	87	19.8	15 to 25	97.7	11	12.6	
01/02/2019	17:00	33	82	16	3	0	0	0	0	0	0	0	0	0	0	0	0	0	0	0	134	19.9	15 to 25	96.3	19	14.2	
01/02/2019	18:00	24	46	9	2	0	0	0	0	0	0	0	0	0	0	0	0	0	0	0	81	19.9	15 to 25	95.1	11	13.6	
01/02/2019	19:00	12	58	12	2	0	0	0	0	0	0	0	0	0	0	0	0	0	0	0	84	20.4	15 to 25	97.6	14	16.7	
01/02/2019	20:00	5	28	4	0	0	0	0	0	0	0	0	0	0	0	0	0	0	0	0	37	19.6	15 to 25	97.3	4	10.8	
01/02/2019	21:00	6	19	3	0	0	0	0	0	0	0	0	0	0	0	0	0	0	0	0	28	19.7	15 to 25	100.0	3	10.7	
01/02/2019	22:00	3	18	0	0	0	0	0	0	0	0	0	0	0	0	0	0	0	0	0	21	19.2	10 to 20	100.0	*	*	
01/02/2019	23:00	2	10	5	0	0	0	0	0	0	0	0	0	0	0	0	0	0	0	0	17	22	15 to 25	100.0	5	29.4	
24 Hr Summary		259	578	116	14	0	0	0	0	0	0	0	0	0	0	0	0	0	0	0	967	19.9	15 to 25	96.1	130	13.4	

Incoming Direction Histogram

Devlin Drive

from Thu-Jan-10-2019-12-00-PM to Thu-Feb-07-2019-01-59-PM

Date	Starting Hr:min	<15	15 to <20	20 to <25	25 to <30	30 to <35	35 to <40	40 to <45	45 to <50	50 to <55	55 to <60	60 to <65	65 to <70	70 to <75	75 to <80	80 to <85	85 to <90	90 to <95	95 to <100	100 to >105	Total Counts	85pct Speed	10mph Pace	% in pace	# of Speeders	% Speeders
02/02/2019	00:00	2	5	1	0	0	0	0	0	0	0	0	0	0	0	0	0	0	0	0	8	20	10 to 20	87.5	1	12.5
02/02/2019	01:00	1	1	0	0	0	0	0	0	0	0	0	0	0	0	0	0	0	0	0	2	20	10 to 20	100.0	*	*
02/02/2019	02:00	63	2	0	0	0	0	0	0	0	0	0	0	0	0	0	0	0	0	0	65	9.4	10 to 20	100.0	*	*
02/02/2019	03:00	0	1	0	0	0	0	0	0	0	0	0	0	0	0	0	0	0	0	0	1	20	10 to 20	100.0	*	*
02/02/2019	04:00	0	1	0	0	0	0	0	0	0	0	0	0	0	0	0	0	0	0	0	1	20	10 to 20	100.0	*	*
02/02/2019	05:00	0	1	0	0	0	0	0	0	0	0	0	0	0	0	0	0	0	0	0	1	20	10 to 20	100.0	*	*
02/02/2019	06:00	0	2	1	0	0	0	0	0	0	0	0	0	0	0	0	0	0	0	0	3	25	15 to 25	100.0	1	33.3
02/02/2019	07:00	0	6	2	0	0	0	0	0	0	0	0	0	0	0	0	0	0	0	0	8	22.5	15 to 25	100.0	2	25.0
02/02/2019	08:00	15	12	1	0	0	0	0	0	0	0	0	0	0	0	0	0	0	0	0	28	18.8	15 to 25	100.0	1	3.6
02/02/2019	09:00	18	23	3	0	0	0	0	0	0	0	0	0	0	0	0	0	0	0	0	44	19.1	15 to 25	97.7	3	6.8
02/02/2019	10:00	31	28	9	1	0	0	0	0	0	0	0	0	0	0	0	0	0	0	0	69	20	15 to 25	92.8	10	14.5
02/02/2019	11:00	13	47	7	3	0	0	0	0	0	0	0	0	0	0	0	0	0	0	0	70	20	15 to 25	95.7	10	14.3
02/02/2019	12:00	26	38	15	1	1	0	0	0	0	0	0	0	0	0	0	0	0	0	0	81	21.7	15 to 25	97.5	17	21.0
02/02/2019	13:00	20	48	5	1	0	0	0	0	0	0	0	0	0	0	0	0	0	0	0	74	19.5	15 to 25	95.9	6	8.1
02/02/2019	14:00	28	46	12	1	0	0	0	0	0	0	0	0	0	0	0	0	0	0	0	87	20	15 to 25	92.0	13	14.9
02/02/2019	15:00	25	36	7	1	0	0	0	0	0	0	0	0	0	0	0	0	0	0	0	69	19.7	15 to 25	94.2	8	11.6
02/02/2019	16:00	22	43	11	2	0	0	0	0	0	0	0	0	0	0	0	0	0	0	0	78	20.5	15 to 25	94.9	13	16.7
02/02/2019	17:00	20	50	8	0	0	0	0	0	0	0	0	0	0	0	0	0	0	0	0	78	19.6	15 to 25	98.7	8	10.3
02/02/2019	18:00	17	35	6	0	0	0	0	0	0	0	0	0	0	0	0	0	0	0	0	58	19.6	15 to 25	100.0	6	10.3
02/02/2019	19:00	12	27	8	1	0	0	0	0	0	0	0	0	0	0	0	0	0	0	0	48	21.2	15 to 25	89.6	9	18.8
02/02/2019	20:00	9	23	6	0	0	0	0	0	0	0	0	0	0	0	0	0	0	0	0	38	20	15 to 25	100.0	6	15.8
02/02/2019	21:00	5	17	6	1	0	0	0	0	0	0	0	0	0	0	0	0	0	0	0	29	22.5	15 to 25	96.6	7	24.1
02/02/2019	22:00	6	11	3	2	0	0	0	0	0	0	0	0	0	0	0	0	0	0	0	22	23.3	15 to 25	90.9	5	22.7
02/02/2019	23:00	0	7	4	0	0	0	0	0	0	0	0	0	0	0	0	0	0	0	0	11	22.5	15 to 25	100.0	4	36.4
24 Hr Summary		333	510	115	14	1	0	0	0	0	0	0	0	0	0	0	0	0	0	0	973	19.8	15 to 25	89.6	130	13.4

Incoming Direction Histogram

Devlin Drive

from Thu-Jan-10-2019-12-00-PM to Thu-Feb-07-2019-01-59-PM

Date	Starting Hr:min	<15	15 to <20	20 to <25	25 to <30	30 to <35	35 to <40	40 to <45	45 to <50	50 to <55	55 to <60	60 to <65	65 to <70	70 to <75	75 to <80	80 to <85	85 to <90	90 to <95	95 to <100	100 to >105	Total Counts	85pct Speed	10mph Pace	% in pace	# of Speeders	% Speeders
03/02/2019	00:00	2	8	2	0	0	0	0	0	0	0	0	0	0	0	0	0	0	0	0	12	20	15 to 25	100.0	2	16.7
03/02/2019	01:00	0	3	0	0	0	0	0	0	0	0	0	0	0	0	0	0	0	0	0	3	20	10 to 20	100.0	*	*
03/02/2019	02:00	0	0	0	0	0	0	0	0	0	0	0	0	0	0	0	0	0	0	0	0	0	*	*	*	*
03/02/2019	03:00	0	1	0	0	0	0	0	0	0	0	0	0	0	0	0	0	0	0	0	1	20	10 to 20	100.0	*	*
03/02/2019	04:00	0	0	0	0	0	0	0	0	0	0	0	0	0	0	0	0	0	0	0	0	0	*	*	*	*
03/02/2019	05:00	0	0	1	0	0	0	0	0	0	0	0	0	0	0	0	0	0	0	0	1	25	15 to 25	100.0	1	100.0
03/02/2019	06:00	0	0	0	0	0	0	0	0	0	0	0	0	0	0	0	0	0	0	0	0	0	*	*	*	*
03/02/2019	07:00	1	6	1	0	0	0	0	0	0	0	0	0	0	0	0	0	0	0	0	8	20	15 to 25	100.0	1	12.5
03/02/2019	08:00	8	1	1	0	0	0	0	0	0	0	0	0	0	0	0	0	0	0	0	10	15	10 to 20	90.0	1	10.0
03/02/2019	09:00	9	21	1	2	0	0	0	0	0	0	0	0	0	0	0	0	0	0	0	33	19.5	10 to 20	90.9	3	9.1
03/02/2019	10:00	26	22	3	0	0	0	0	0	0	0	0	0	0	0	0	0	0	0	0	51	18.9	15 to 25	96.1	3	5.9
03/02/2019	11:00	24	20	5	1	0	0	0	0	0	0	0	0	0	0	0	0	0	0	0	50	19.5	15 to 25	92.0	6	12.0
03/02/2019	12:00	22	38	6	1	0	0	0	0	0	0	0	0	0	0	0	0	0	0	0	67	19.6	15 to 25	97.0	7	10.4
03/02/2019	13:00	26	35	8	0	0	0	0	0	0	0	0	0	0	0	0	0	0	0	0	69	19.7	15 to 25	98.6	8	11.6
03/02/2019	14:00	17	35	13	1	0	0	0	0	0	0	0	0	0	0	0	0	0	0	0	66	21.5	15 to 25	98.5	14	21.2
03/02/2019	15:00	37	41	7	1	0	0	0	0	0	0	0	0	0	0	0	0	0	0	0	86	19.4	15 to 25	95.3	8	9.3
03/02/2019	16:00	20	49	12	2	0	0	0	0	0	0	0	0	0	0	0	0	0	0	0	83	20.8	15 to 25	96.4	14	16.9
03/02/2019	17:00	21	46	11	0	0	0	0	0	0	0	0	0	0	0	0	0	0	0	0	78	19.9	15 to 25	96.2	11	14.1
03/02/2019	18:00	10	14	6	0	0	0	0	0	0	0	0	0	0	0	0	0	0	0	0	30	21.7	15 to 25	100.0	6	20.0
03/02/2019	19:00	16	22	7	0	0	0	0	0	0	0	0	0	0	0	0	0	0	0	0	45	20	15 to 25	100.0	7	15.6
03/02/2019	20:00	5	16	3	0	0	0	0	0	0	0	0	0	0	0	0	0	0	0	0	24	19.7	15 to 25	100.0	3	12.5
03/02/2019	21:00	4	16	1	0	0	0	0	0	0	0	0	0	0	0	0	0	0	0	0	21	19.4	10 to 20	95.2	1	4.8
03/02/2019	22:00	2	8	2	0	0	0	0	0	0	0	0	0	0	0	0	0	0	0	0	12	20	15 to 25	100.0	2	16.7
03/02/2019	23:00	0	2	2	1	1	0	0	0	0	0	0	0	0	0	0	0	0	0	0	6	30	20 to 30	83.3	4	66.7
24 Hr Summary		250	404	92	9	1	0	0	0	0	0	0	0	0	0	0	0	0	0	0	756	19.9	15 to 25	96.2	102	13.5

Incoming Direction Histogram

Devlin Drive

from Thu-Jan-10-2019-12-00-PM to Thu-Feb-07-2019-01-59-PM

Date	Starting Hr:min	<15	15 to <20	20 to <25	25 to <30	30 to <35	35 to <40	40 to <45	45 to <50	50 to <55	55 to <60	60 to <65	65 to <70	70 to <75	75 to <80	80 to <85	85 to <90	90 to <95	95 to <100	100 to >105	Total Counts	85pct Speed	10mph Pace	% in pace	# of Speeders	% Speeders	
04/02/2019	00:00	0	2	0	0	0	0	0	0	0	0	0	0	0	0	0	0	0	0	0	2	20	10 to 20	100.0	*	*	
04/02/2019	01:00	0	0	0	0	0	0	0	0	0	0	0	0	0	0	0	0	0	0	0	0	0	0	*	*	*	*
04/02/2019	02:00	0	0	0	0	0	0	0	0	0	0	0	0	0	0	0	0	0	0	0	0	0	0	*	*	*	*
04/02/2019	03:00	0	1	0	0	0	0	0	0	0	0	0	0	0	0	0	0	0	0	0	1	20	10 to 20	100.0	*	*	
04/02/2019	04:00	0	1	0	0	0	0	0	0	0	0	0	0	0	0	0	0	0	0	0	1	20	10 to 20	100.0	*	*	
04/02/2019	05:00	0	0	0	0	0	0	0	0	0	0	0	0	0	0	0	0	0	0	0	0	0	0	*	*	*	*
04/02/2019	06:00	0	5	1	1	0	0	0	0	0	0	0	0	0	0	0	0	0	0	0	7	25	20 to 30	100.0	2	28.6	
04/02/2019	07:00	5	11	4	1	0	0	0	0	0	0	0	0	0	0	0	0	0	0	0	21	22.5	15 to 25	95.2	5	23.8	
04/02/2019	08:00	6	23	8	0	0	0	0	0	0	0	0	0	0	0	0	0	0	0	0	37	21.2	15 to 25	100.0	8	21.6	
04/02/2019	09:00	5	23	5	2	1	0	0	0	0	0	0	0	0	0	0	0	0	0	0	36	23	15 to 25	91.7	8	22.2	
04/02/2019	10:00	20	25	4	1	0	0	0	0	0	0	0	0	0	0	0	0	0	0	0	50	19.4	15 to 25	92.0	5	10.0	
04/02/2019	11:00	8	23	9	2	0	0	0	0	0	0	0	0	0	0	0	0	0	0	0	42	22.8	15 to 25	92.9	11	26.2	
04/02/2019	12:00	7	30	11	0	0	0	0	0	0	0	0	0	0	0	0	0	0	0	0	48	21.8	15 to 25	97.9	11	22.9	
04/02/2019	13:00	8	21	4	1	0	0	0	0	0	0	0	0	0	0	0	0	0	0	0	34	20	15 to 25	91.2	5	14.7	
04/02/2019	14:00	22	37	2	0	0	0	0	0	0	0	0	0	0	0	0	0	0	0	0	61	19.1	10 to 20	96.7	2	3.3	
04/02/2019	15:00	32	44	6	0	0	0	0	0	0	0	0	0	0	0	0	0	0	0	0	82	19.3	15 to 25	97.6	6	7.3	
04/02/2019	16:00	20	31	6	2	0	0	0	0	0	0	0	0	0	0	0	0	0	0	0	59	19.8	15 to 25	93.2	8	13.6	
04/02/2019	17:00	29	83	14	2	0	0	0	0	0	0	0	0	0	0	0	0	0	0	0	128	19.8	15 to 25	98.4	16	12.5	
04/02/2019	18:00	33	71	16	3	0	0	0	0	0	0	0	0	0	0	0	0	0	0	0	123	20.3	15 to 25	97.6	19	15.4	
04/02/2019	19:00	12	29	13	3	0	0	0	0	0	0	0	0	0	0	0	0	0	0	0	57	22.7	15 to 25	94.7	16	28.1	
04/02/2019	20:00	4	23	5	1	0	0	0	0	0	0	0	0	0	0	0	0	0	0	0	33	21	15 to 25	97.0	6	18.2	
04/02/2019	21:00	5	23	4	1	0	0	0	0	0	0	0	0	0	0	0	0	0	0	0	33	20	15 to 25	93.9	5	15.2	
04/02/2019	22:00	5	7	4	0	0	0	0	0	0	0	0	0	0	0	0	0	0	0	0	16	22.5	15 to 25	100.0	4	25.0	
04/02/2019	23:00	1	2	4	0	0	0	0	0	0	0	0	0	0	0	0	0	0	0	0	7	23.8	15 to 25	100.0	4	57.1	
24 Hr Summary		222	515	120	20	1	0	0	0	0	0	0	0	0	0	0	0	0	0	0	878	20.4	15 to 25	95.7	141	16.1	

Incoming Direction Histogram

Devlin Drive

from Thu-Jan-10-2019-12-00-PM to Thu-Feb-07-2019-01-59-PM

Date	Starting Hr:min	<15	15 to <20	20 to <25	25 to <30	30 to <35	35 to <40	40 to <45	45 to <50	50 to <55	55 to <60	60 to <65	65 to <70	70 to <75	75 to <80	80 to <85	85 to <90	90 to <95	95 to <100	100 to >105	Total Counts	85pct Speed	10mph Pace	% in pace	# of Speeders	% Speeders	
05/02/2019	00:00	0	0	0	0	0	0	0	0	0	0	0	0	0	0	0	0	0	0	0	0	0	*	*	*	*	
05/02/2019	01:00	0	0	0	0	0	0	0	0	0	0	0	0	0	0	0	0	0	0	0	0	0	0	*	*	*	*
05/02/2019	02:00	0	3	1	0	0	0	0	0	0	0	0	0	0	0	0	0	0	0	0	4	20	15 to 25	100.0	1	25.0	
05/02/2019	03:00	0	1	0	0	0	0	0	0	0	0	0	0	0	0	0	0	0	0	0	1	20	10 to 20	100.0	*	*	
05/02/2019	04:00	0	0	0	0	0	0	0	0	0	0	0	0	0	0	0	0	0	0	0	0	0	*	*	*	*	
05/02/2019	05:00	0	0	0	0	0	0	0	0	0	0	0	0	0	0	0	0	0	0	0	0	0	*	*	*	*	
05/02/2019	06:00	1	3	0	0	0	0	0	0	0	0	0	0	0	0	0	0	0	0	0	4	18.3	10 to 20	100.0	*	*	
05/02/2019	07:00	10	8	2	0	0	0	0	0	0	0	0	0	0	0	0	0	0	0	0	20	19.4	15 to 25	95.0	2	10.0	
05/02/2019	08:00	12	14	2	1	0	0	0	0	0	0	0	0	0	0	0	0	0	0	0	29	19.6	10 to 20	89.7	3	10.3	
05/02/2019	09:00	13	13	5	1	0	0	0	0	0	0	0	0	0	0	0	0	0	0	0	32	21	15 to 25	93.8	6	18.8	
05/02/2019	10:00	6	8	6	0	0	0	0	0	0	0	0	0	0	0	0	0	0	0	0	20	22.5	15 to 25	100.0	6	30.0	
05/02/2019	11:00	14	20	6	0	0	0	0	0	0	0	0	0	0	0	0	0	0	0	0	40	20	15 to 25	95.0	6	15.0	
05/02/2019	12:00	9	17	8	1	0	0	0	0	0	0	0	0	0	0	0	0	0	0	0	35	22.5	15 to 25	97.1	9	25.7	
05/02/2019	13:00	15	24	5	1	0	0	0	0	0	0	0	0	0	0	0	0	0	0	0	45	19.8	15 to 25	91.1	6	13.3	
05/02/2019	14:00	24	20	3	1	0	0	0	0	0	0	0	0	0	0	0	0	0	0	0	48	19.2	15 to 25	95.8	4	8.3	
05/02/2019	15:00	22	43	10	1	0	0	0	0	0	0	0	0	0	0	0	0	0	0	0	76	20	15 to 25	96.1	11	14.5	
05/02/2019	16:00	32	51	13	1	0	0	0	0	0	0	0	0	0	0	0	0	0	0	0	97	19.9	15 to 25	96.9	14	14.4	
05/02/2019	17:00	52	87	20	3	0	0	0	0	0	0	0	0	0	0	0	0	0	0	0	162	19.9	15 to 25	95.1	23	14.2	
05/02/2019	18:00	40	83	13	2	0	0	0	0	0	0	0	0	0	0	0	0	0	0	0	138	19.6	15 to 25	96.4	15	10.9	
05/02/2019	19:00	19	37	9	2	0	0	0	0	0	0	0	0	0	0	0	0	0	0	0	67	20.6	15 to 25	92.5	11	16.4	
05/02/2019	20:00	5	33	5	1	0	0	0	0	0	0	0	0	0	0	0	0	0	0	0	44	19.8	15 to 25	97.7	6	13.6	
05/02/2019	21:00	6	16	6	1	0	0	0	0	0	0	0	0	0	0	0	0	0	0	0	29	22.5	15 to 25	96.6	7	24.1	
05/02/2019	22:00	5	16	4	2	0	0	0	0	0	0	0	0	0	0	0	0	0	0	0	27	22.5	15 to 25	92.6	6	22.2	
05/02/2019	23:00	0	4	0	1	0	0	0	0	0	0	0	0	0	0	0	0	0	0	0	5	20	20 to 30	100.0	1	20.0	
24 Hr Summary		285	501	118	19	0	0	0	0	0	0	0	0	0	0	0	0	0	0	0	923	20	15 to 25	95.2	137	14.8	

Incoming Direction Histogram

Devlin Drive

from Thu-Jan-10-2019-12-00-PM to Thu-Feb-07-2019-01-59-PM

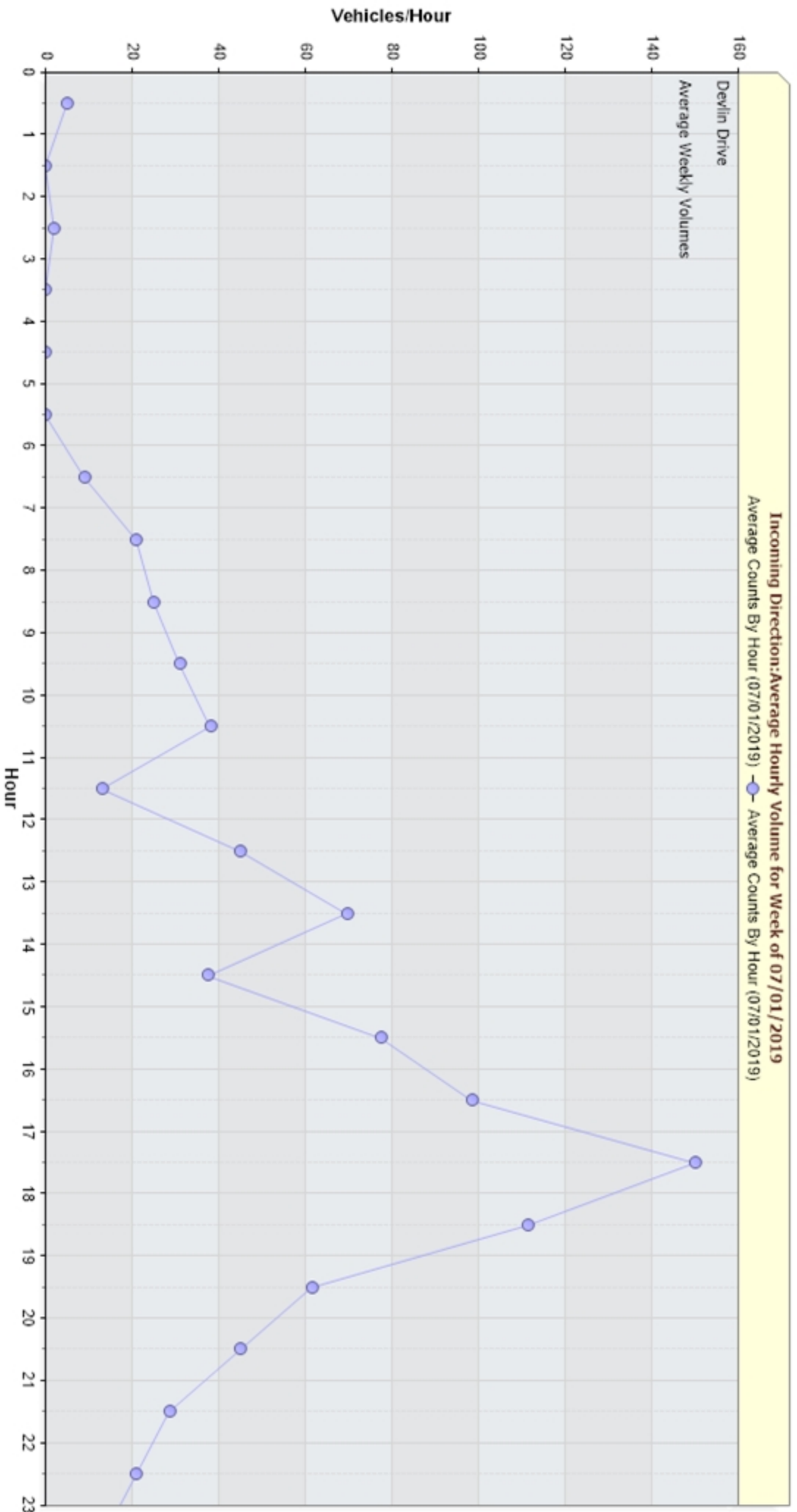
Date	Starting Hr:min	<15	15 to <20	20 to <25	25 to <30	30 to <35	35 to <40	40 to <45	45 to <50	50 to <55	55 to <60	60 to <65	65 to <70	70 to <75	75 to <80	80 to <85	85 to <90	90 to <95	95 to <100	100 to >105	Total Counts	85pct Speed	10mph Pace	% in pace	# of Speeders	% Speeders	
06/02/2019	00:00	0	0	1	1	0	0	0	0	0	0	0	0	0	0	0	0	0	0	0	2	30	20 to 30	100.0	2	100.0	
06/02/2019	01:00	0	0	0	0	0	0	0	0	0	0	0	0	0	0	0	0	0	0	0	0	0	0	*	*	*	*
06/02/2019	02:00	0	1	2	1	0	0	0	0	0	0	0	0	0	0	0	0	0	0	0	4	25	20 to 30	100.0	3	75.0	
06/02/2019	03:00	0	0	0	0	0	0	0	0	0	0	0	0	0	0	0	0	0	0	0	0	0	0	*	*	*	*
06/02/2019	04:00	0	2	0	0	0	0	0	0	0	0	0	0	0	0	0	0	0	0	0	2	20	10 to 20	100.0	*	*	
06/02/2019	05:00	0	1	1	0	0	0	0	0	0	0	0	0	0	0	0	0	0	0	0	2	25	15 to 25	100.0	1	50.0	
06/02/2019	06:00	1	9	1	0	1	0	0	0	0	0	0	0	0	0	0	0	0	0	0	12	20	15 to 25	91.7	2	16.7	
06/02/2019	07:00	7	12	2	1	0	0	0	0	0	0	0	0	0	0	0	0	0	0	0	22	20	15 to 25	90.9	3	13.6	
06/02/2019	08:00	12	18	2	0	0	0	0	0	0	0	0	0	0	0	0	0	0	0	0	32	19.2	10 to 20	93.8	2	6.3	
06/02/2019	09:00	13	29	3	3	0	0	0	0	0	0	0	0	0	0	0	0	0	0	0	48	19.8	15 to 25	91.7	6	12.5	
06/02/2019	10:00	12	20	4	0	0	0	0	0	0	0	0	0	0	0	0	0	0	0	0	36	19.8	15 to 25	94.4	4	11.1	
06/02/2019	11:00	10	12	6	0	0	0	0	0	0	0	0	0	0	0	0	0	0	0	0	28	21.7	15 to 25	100.0	6	21.4	
06/02/2019	12:00	15	22	4	0	0	0	0	0	0	0	0	0	0	0	0	0	0	0	0	41	19.5	15 to 25	97.6	4	9.8	
06/02/2019	13:00	15	20	4	0	0	0	0	0	0	0	0	0	0	0	0	0	0	0	0	39	19.5	15 to 25	100.0	4	10.3	
06/02/2019	14:00	22	29	6	0	0	0	0	0	0	0	0	0	0	0	0	0	0	0	0	57	19.5	15 to 25	91.2	6	10.5	
06/02/2019	15:00	32	32	12	0	0	0	0	0	0	0	0	0	0	0	0	0	0	0	0	76	20.4	15 to 25	100.0	12	15.8	
06/02/2019	16:00	42	49	10	6	0	0	0	0	0	0	0	0	0	0	0	0	0	0	0	107	20	15 to 25	91.6	16	15.0	
06/02/2019	17:00	63	66	5	0	0	0	0	0	0	0	0	0	0	0	0	0	0	0	0	134	18.9	10 to 20	96.3	5	3.7	
06/02/2019	18:00	53	66	11	0	0	0	0	0	0	0	0	0	0	0	0	0	0	0	0	130	19.3	15 to 25	93.1	11	8.5	
06/02/2019	19:00	14	30	5	0	0	0	0	0	0	0	0	0	0	0	0	0	0	0	0	49	19.7	15 to 25	95.9	5	10.2	
06/02/2019	20:00	8	23	6	1	0	0	0	0	0	0	0	0	0	0	0	0	0	0	0	38	20.8	15 to 25	97.4	7	18.4	
06/02/2019	21:00	5	20	4	0	0	0	0	0	0	0	0	0	0	0	0	0	0	0	0	29	20	15 to 25	100.0	4	13.8	
06/02/2019	22:00	11	15	7	1	0	0	0	0	0	0	0	0	0	0	0	0	0	0	0	34	22.1	15 to 25	91.2	8	23.5	
06/02/2019	23:00	10	6	0	1	0	0	0	0	0	0	0	0	0	0	0	0	0	0	0	17	18.3	10 to 20	94.1	1	5.9	
24 Hr Summary		345	482	96	15	1	0	0	0	0	0	0	0	0	0	0	0	0	0	0	939	19.7	15 to 25	93.6	112	11.9	

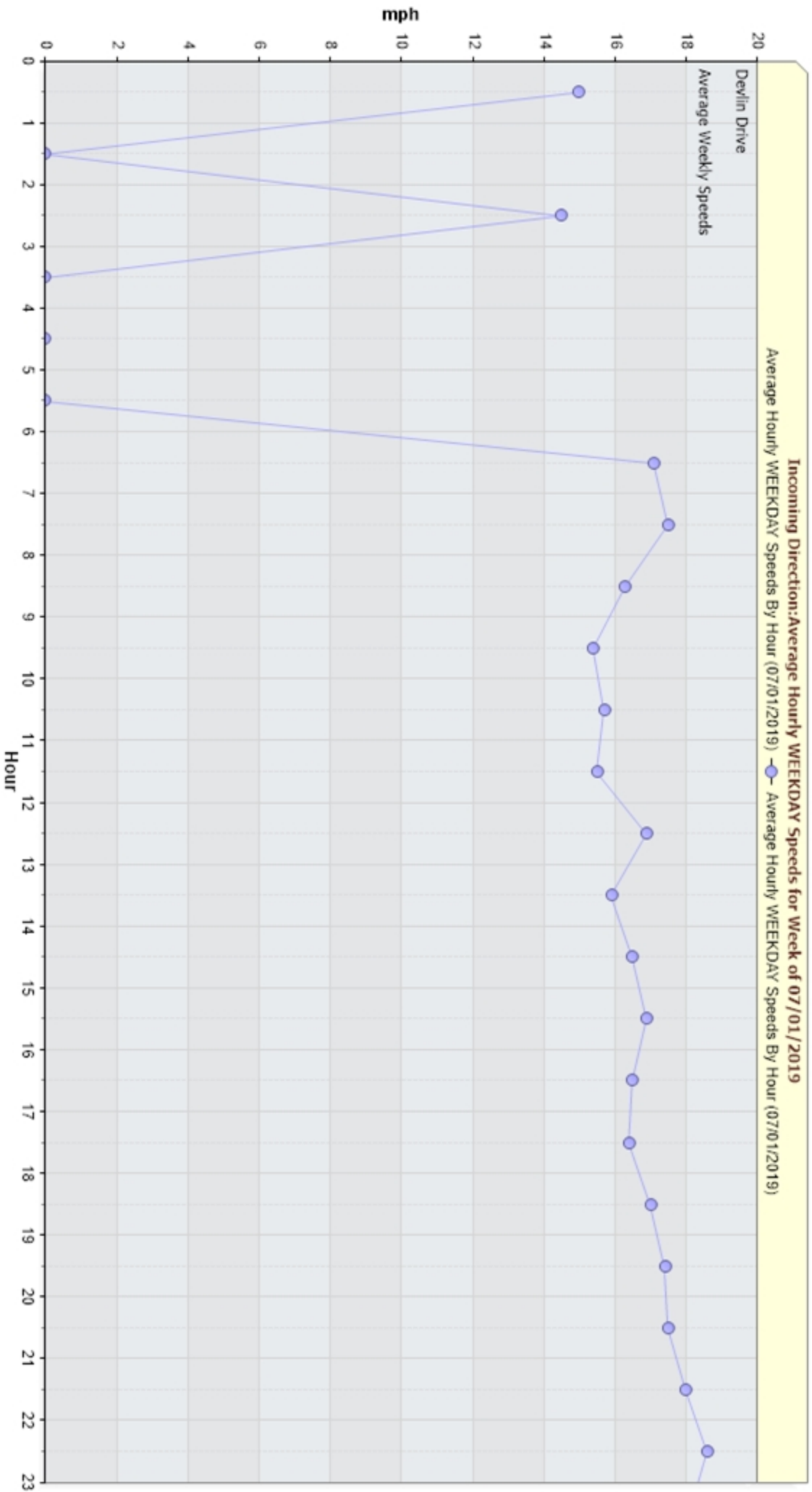
Incoming Direction Histogram

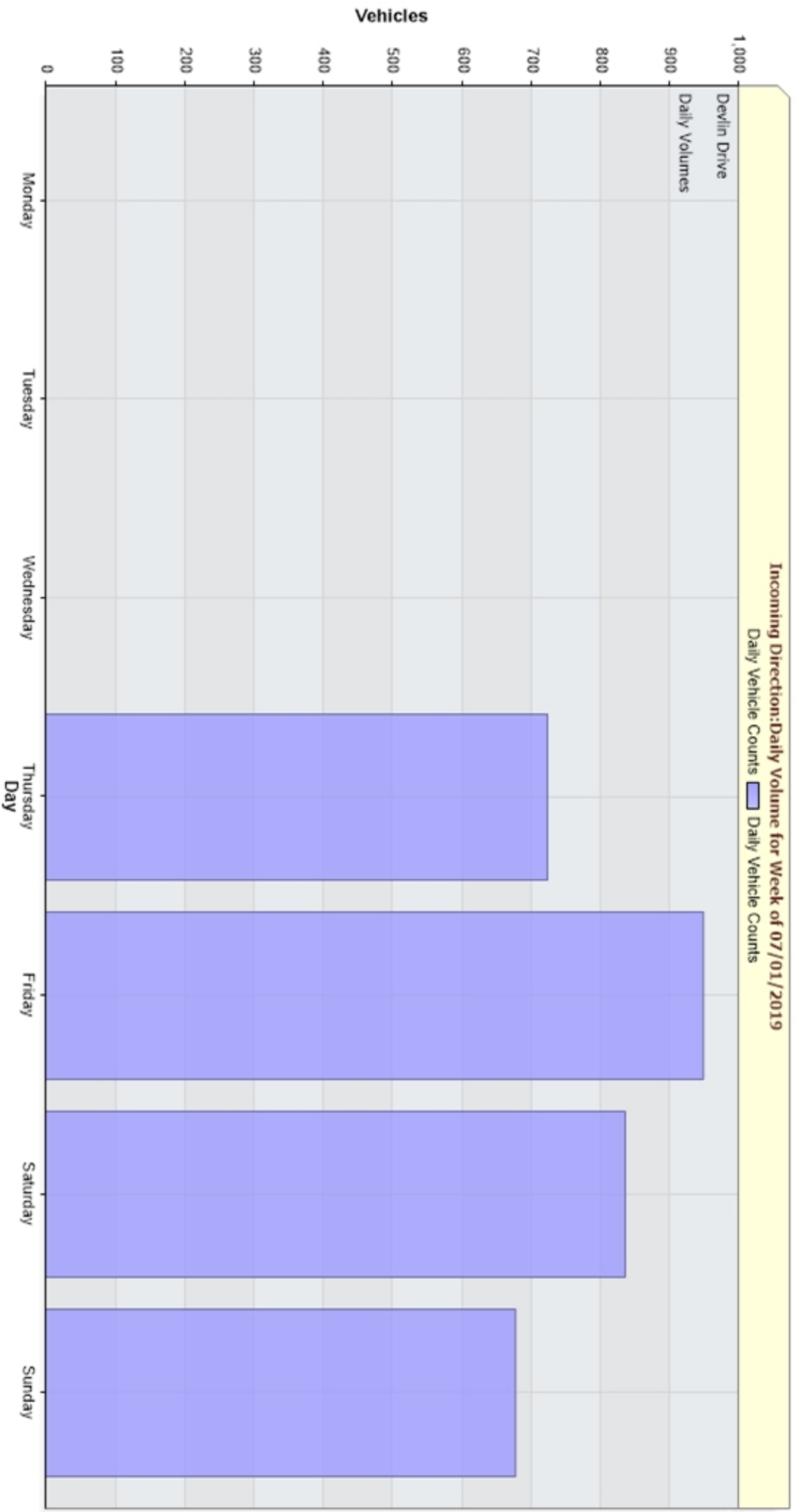
Devlin Drive

from Thu-Jan-10-2019-12-00-PM to Thu-Feb-07-2019-01-59-PM

Date	Starting Hr:min	<15	15 to <20	20 to <25	25 to <30	30 to <35	35 to <40	40 to <45	45 to <50	50 to <55	55 to <60	60 to <65	65 to <70	70 to <75	75 to <80	80 to <85	85 to <90	90 to <95	95 to <100	100 to >105	Total Counts	85pct Speed	10mph Pace	% in pace	# of Speeders	% Speeders	
07/02/2019	00:00	0	3	0	0	0	0	0	0	0	0	0	0	0	0	0	0	0	0	0	3	20	10 to 20	100.0	*	*	
07/02/2019	01:00	0	0	0	0	0	0	0	0	0	0	0	0	0	0	0	0	0	0	0	0	0	0	*	*	*	*
07/02/2019	02:00	0	0	1	0	0	0	0	0	0	0	0	0	0	0	0	0	0	0	0	1	25	15 to 25	100.0	1	100.0	
07/02/2019	03:00	0	0	0	0	0	0	0	0	0	0	0	0	0	0	0	0	0	0	0	0	0	0	*	*	*	*
07/02/2019	04:00	0	0	0	0	0	0	0	0	0	0	0	0	0	0	0	0	0	0	0	0	0	0	*	*	*	*
07/02/2019	05:00	1	0	0	0	0	0	0	0	0	0	0	0	0	0	0	0	0	0	0	1	15	5 to 15	100.0	*	*	
07/02/2019	06:00	1	2	1	0	0	0	0	0	0	0	0	0	0	0	0	0	0	0	0	4	20	15 to 25	100.0	1	25.0	
07/02/2019	07:00	5	16	6	0	0	0	0	0	0	0	0	0	0	0	0	0	0	0	0	27	21.7	15 to 25	100.0	6	22.2	
07/02/2019	08:00	9	17	5	0	0	0	0	0	0	0	0	0	0	0	0	0	0	0	0	31	20	15 to 25	96.8	5	16.1	
07/02/2019	09:00	15	18	1	1	0	0	0	0	0	0	0	0	0	0	0	0	0	0	0	35	19.2	10 to 20	94.3	2	5.7	
07/02/2019	10:00	20	12	2	0	0	0	0	0	0	0	0	0	0	0	0	0	0	0	0	34	18.8	10 to 20	94.1	2	5.9	
07/02/2019	11:00	13	32	11	0	0	0	0	0	0	0	0	0	0	0	0	0	0	0	0	56	21.4	15 to 25	94.6	11	19.6	
07/02/2019	12:00	6	4	1	0	0	0	0	0	0	0	0	0	0	0	0	0	0	0	0	11	18.8	10 to 20	90.9	1	9.1	
07/02/2019	13:00	0	0	0	0	0	0	0	0	0	0	0	0	0	0	0	0	0	0	0	0	0	*	*	*	*	
07/02/2019	14:00	*	*	*	*	*	*	*	*	*	*	*	*	*	*	*	*	*	*	*	*	*	*	*	*	*	*
07/02/2019	15:00	*	*	*	*	*	*	*	*	*	*	*	*	*	*	*	*	*	*	*	*	*	*	*	*	*	*
07/02/2019	16:00	*	*	*	*	*	*	*	*	*	*	*	*	*	*	*	*	*	*	*	*	*	*	*	*	*	*
07/02/2019	17:00	*	*	*	*	*	*	*	*	*	*	*	*	*	*	*	*	*	*	*	*	*	*	*	*	*	*
07/02/2019	18:00	*	*	*	*	*	*	*	*	*	*	*	*	*	*	*	*	*	*	*	*	*	*	*	*	*	*
07/02/2019	19:00	*	*	*	*	*	*	*	*	*	*	*	*	*	*	*	*	*	*	*	*	*	*	*	*	*	*
07/02/2019	20:00	*	*	*	*	*	*	*	*	*	*	*	*	*	*	*	*	*	*	*	*	*	*	*	*	*	*
07/02/2019	21:00	*	*	*	*	*	*	*	*	*	*	*	*	*	*	*	*	*	*	*	*	*	*	*	*	*	*
07/02/2019	22:00	*	*	*	*	*	*	*	*	*	*	*	*	*	*	*	*	*	*	*	*	*	*	*	*	*	*
07/02/2019	23:00	*	*	*	*	*	*	*	*	*	*	*	*	*	*	*	*	*	*	*	*	*	*	*	*	*	*
24 Hr Summary		70	104	28	1	0	0	0	0	0	0	0	0	0	0	0	0	0	0	0	203	20	15 to 25	94.1	29	14.3	







Devlin Drive
Daily Volumes

Vehicles

1,000

900

800

700

600

500

400

300

200

100

0

Monday

Tuesday

Wednesday

Thursday
Day

Friday

Saturday

Sunday