

For Project: Rectory Lane
 Project Notes:
 Location/Name: Incoming Direction
 Report Generated: 24/09/2021 09:40
 Speed Intervals: 5 mph
 Time Intervals: Instant
 Traffic Report From: 12/09/2019 13:00:00 through 10/10/2019 11:59:59
 85th Percentile Speed: 31.7 mph
 85th Percentile Vehicles: 30960
 Max Speed: 60 mph on 03/10/2019 19:55:00
 Total Vehicles: 36423
 AADT: 1302

Volumes - weekly counts

Time	5 Day	7 Day
Average Daily	1308	1262
AM Peak 08:00	168	136
PM Peak 04:00	106	97

Speed

Speed Limit: 30
 85th Percentile Speed: 31.7
 Average Speed: 24.8

	Monday	Tuesday	Wednesday	Thursday	Friday	Saturday	Sunday
Count over limit	1128	1140	1034	1143	1330	989	747
% over limit	20.8	19.9	21.3	21.4	22.6	23.9	14.8
Avg Speeder	33.6	33.4	33.8	33.8	33.8	33.8	34.0

Day/Time Ending	85th pctl (mph)	85th pctl cnts	Total Cnts	Max Speed	Avg Speeder	% Speeders
12/09/2019 02:00:00 PM	31.9	82	97	45	34.2	21.6%
12/09/2019 03:00:00 PM	31.6	108	127	45	34.6	18.9%
12/09/2019 04:00:00 PM	32.2	94	111	40	33.2	24.3%
12/09/2019 05:00:00 PM	33.2	107	126	55	33.7	32.5%
12/09/2019 06:00:00 PM	32.5	130	153	50	33.5	26.8%
12/09/2019 07:00:00 PM	33.5	92	108	40	34.2	27.8%
12/09/2019 08:00:00 PM	31.7	75	88	40	34.0	19.3%
12/09/2019 09:00:00 PM	33.5	60	70	45	33.5	34.3%
12/09/2019 10:00:00 PM	35.0	27	32	40	34.8	34.4%
12/09/2019 11:00:00 PM	33.0	26	31	55	36.9	25.8%
13/09/2019 12:00:00 AM	35.0	7	8	40	34.2	37.5%
13/09/2019 01:00:00 AM	40.0	1	1	40	37.5	100.0%
13/09/2019 02:00:00 AM	40.0	3	3	40	35.0	66.7%
13/09/2019 03:00:00 AM	0.0	0	0	0	0.0	0.0%
13/09/2019 04:00:00 AM	0.0	0	0	0	0.0	0.0%
13/09/2019 05:00:00 AM	40.0	2	2	40	37.5	100.0%
13/09/2019 06:00:00 AM	35.0	2	2	35	32.5	50.0%
13/09/2019 07:00:00 AM	32.5	17	20	40	35.0	20.0%
13/09/2019 08:00:00 AM	33.3	60	71	50	34.2	32.4%
13/09/2019 09:00:00 AM	31.4	112	132	45	33.5	19.7%
13/09/2019 10:00:00 AM	31.7	78	92	35	32.5	22.8%
13/09/2019 11:00:00 AM	29.7	94	111	55	33.9	12.6%
13/09/2019 12:00:00 PM	29.9	86	101	35	32.5	13.9%
13/09/2019 01:00:00 PM	29.6	96	113	45	33.7	11.5%
13/09/2019 02:00:00 PM	32.8	93	109	45	33.7	26.6%
13/09/2019 03:00:00 PM	33.6	120	141	45	34.2	29.1%
13/09/2019 04:00:00 PM	33.8	126	148	45	34.1	33.1%
13/09/2019 05:00:00 PM	33.6	141	166	45	33.9	32.5%
13/09/2019 06:00:00 PM	34.0	130	153	50	34.4	34.0%
13/09/2019 07:00:00 PM	33.1	102	120	45	34.3	25.8%
13/09/2019 08:00:00 PM	34.5	68	80	45	34.6	36.3%
13/09/2019 09:00:00 PM	35.7	52	61	55	34.8	57.4%
13/09/2019 10:00:00 PM	32.5	42	50	50	34.4	26.0%
13/09/2019 11:00:00 PM	34.0	23	27	45	33.8	44.4%
14/09/2019 12:00:00 AM	33.3	12	14	50	36.3	28.6%
14/09/2019 01:00:00 AM	35.0	3	3	35	32.5	33.3%
14/09/2019 02:00:00 AM	35.0	2	2	35	32.5	50.0%
14/09/2019 03:00:00 AM	25.0	1	1	25	0.0	0.0%
14/09/2019 04:00:00 AM	30.0	1	1	30	0.0	0.0%
14/09/2019 05:00:00 AM	30.0	1	1	30	0.0	0.0%
14/09/2019 06:00:00 AM	35.0	3	3	35	32.5	33.3%
14/09/2019 07:00:00 AM	37.5	8	9	40	35.0	44.4%
14/09/2019 08:00:00 AM	33.0	20	24	40	33.9	29.2%
14/09/2019 09:00:00 AM	33.8	48	57	45	34.3	33.3%
14/09/2019 10:00:00 AM	31.4	89	105	45	34.3	19.0%
14/09/2019 11:00:00 AM	30.7	114	134	40	32.9	17.2%
14/09/2019 12:00:00 PM	30.7	127	149	45	33.5	16.8%
14/09/2019 01:00:00 PM	32.5	117	138	45	33.6	25.4%
14/09/2019 02:00:00 PM	32.9	102	120	40	33.2	30.0%

14/09/2019 03:00:00 PM	32.0	94	111	40	33.5	22.5%
14/09/2019 04:00:00 PM	31.8	70	82	45	33.7	20.7%
14/09/2019 05:00:00 PM	30.3	99	117	40	33.3	16.2%
14/09/2019 06:00:00 PM	31.8	92	108	40	33.2	21.3%
14/09/2019 07:00:00 PM	33.3	89	105	40	33.8	29.5%
14/09/2019 08:00:00 PM	30.6	59	69	40	33.4	15.9%
14/09/2019 09:00:00 PM	32.5	62	73	45	33.6	26.0%
14/09/2019 10:00:00 PM	37.5	19	22	45	35.5	45.5%
14/09/2019 11:00:00 PM	34.2	25	29	45	34.7	31.0%
15/09/2019 12:00:00 AM	31.7	12	14	35	32.5	21.4%
15/09/2019 01:00:00 AM	35.0	6	7	40	33.8	57.1%
15/09/2019 02:00:00 AM	40.0	5	6	50	39.2	50.0%
15/09/2019 03:00:00 AM	0.0	0	0	0	0.0	0.0%
15/09/2019 04:00:00 AM	35.0	3	3	35	32.5	66.7%
15/09/2019 05:00:00 AM	0.0	0	0	0	0.0	0.0%
15/09/2019 06:00:00 AM	35.0	3	3	35	32.5	100.0%
15/09/2019 07:00:00 AM	35.0	6	7	40	35.0	28.6%
15/09/2019 08:00:00 AM	33.3	12	14	45	35.0	28.6%
15/09/2019 09:00:00 AM	33.2	48	56	45	34.2	26.8%
15/09/2019 10:00:00 AM	33.7	60	70	45	34.2	30.0%
15/09/2019 11:00:00 AM	34.2	86	101	50	34.3	36.6%
15/09/2019 12:00:00 PM	32.4	109	128	40	33.5	24.2%
15/09/2019 01:00:00 PM	33.6	91	107	45	33.8	33.6%
15/09/2019 02:00:00 PM	29.4	70	82	45	34.4	9.8%
15/09/2019 03:00:00 PM	29.2	61	72	40	33.3	8.3%
15/09/2019 04:00:00 PM	30.5	73	86	40	33.6	16.3%
15/09/2019 05:00:00 PM	31.2	82	96	40	33.1	18.8%
15/09/2019 06:00:00 PM	32.7	57	67	45	33.9	26.9%
15/09/2019 07:00:00 PM	29.7	47	55	40	33.2	12.7%
15/09/2019 08:00:00 PM	33.3	56	66	55	37.5	24.2%
15/09/2019 09:00:00 PM	32.5	31	36	40	34.6	19.4%
15/09/2019 10:00:00 PM	34.3	18	21	45	34.2	42.9%
15/09/2019 11:00:00 PM	35.0	7	8	40	35.0	25.0%
16/09/2019 12:00:00 AM	30.0	3	4	35	32.5	25.0%
16/09/2019 01:00:00 AM	35.0	1	1	35	32.5	100.0%
16/09/2019 02:00:00 AM	35.0	3	3	35	32.5	33.3%
16/09/2019 03:00:00 AM	0.0	0	0	0	0.0	0.0%
16/09/2019 04:00:00 AM	25.0	1	1	25	0.0	0.0%
16/09/2019 05:00:00 AM	30.0	1	1	30	0.0	0.0%
16/09/2019 06:00:00 AM	25.0	1	1	25	0.0	0.0%
16/09/2019 07:00:00 AM	33.3	8	10	40	33.8	40.0%
16/09/2019 08:00:00 AM	31.1	99	116	40	33.0	18.1%
16/09/2019 09:00:00 AM	31.9	133	157	40	33.5	21.7%
16/09/2019 10:00:00 AM	31.5	77	91	40	34.6	18.7%
16/09/2019 11:00:00 AM	29.5	79	93	40	33.1	9.7%
16/09/2019 12:00:00 PM	30.7	93	109	40	33.3	16.5%
16/09/2019 01:00:00 PM	32.0	73	86	40	33.6	22.1%
16/09/2019 02:00:00 PM	31.7	82	96	50	33.5	20.8%
16/09/2019 03:00:00 PM	30.7	133	156	40	33.3	16.7%
16/09/2019 04:00:00 PM	31.5	97	114	50	34.1	19.3%

16/09/2019 05:00:00 PM	34.0	113	133	50	34.6	32.3%
16/09/2019 06:00:00 PM	32.2	110	130	45	33.4	24.6%
16/09/2019 07:00:00 PM	32.5	98	115	45	33.8	24.3%
16/09/2019 08:00:00 PM	33.2	59	69	45	33.4	31.9%
16/09/2019 09:00:00 PM	34.2	39	46	55	36.7	26.1%
16/09/2019 10:00:00 PM	35.8	26	31	40	34.4	51.6%
16/09/2019 11:00:00 PM	33.0	19	22	40	33.3	27.3%
17/09/2019 12:00:00 AM	40.0	3	3	40	37.5	33.3%
17/09/2019 01:00:00 AM	45.0	3	3	45	37.5	66.7%
17/09/2019 02:00:00 AM	30.0	1	1	30	0.0	0.0%
17/09/2019 03:00:00 AM	25.0	2	2	25	0.0	0.0%
17/09/2019 04:00:00 AM	0.0	0	0	0	0.0	0.0%
17/09/2019 05:00:00 AM	0.0	0	0	0	0.0	0.0%
17/09/2019 06:00:00 AM	30.0	1	1	30	0.0	0.0%
17/09/2019 07:00:00 AM	33.3	15	18	40	33.2	38.9%
17/09/2019 08:00:00 AM	33.0	82	97	40	33.6	28.9%
17/09/2019 09:00:00 AM	32.1	123	145	45	33.7	23.4%
17/09/2019 10:00:00 AM	30.0	88	104	40	32.8	15.4%
17/09/2019 11:00:00 AM	30.4	86	101	40	33.4	15.8%
17/09/2019 12:00:00 PM	30.4	102	120	50	35.1	15.8%
17/09/2019 01:00:00 PM	32.1	93	109	40	32.7	24.8%
17/09/2019 02:00:00 PM	32.2	112	132	45	33.8	23.5%
17/09/2019 03:00:00 PM	33.6	101	119	45	33.4	39.5%
17/09/2019 04:00:00 PM	29.8	95	112	40	33.2	13.4%
17/09/2019 05:00:00 PM	32.4	105	124	40	33.7	24.2%
17/09/2019 06:00:00 PM	32.2	112	132	45	33.3	25.0%
17/09/2019 07:00:00 PM	32.2	83	98	40	33.3	24.5%
17/09/2019 08:00:00 PM	31.8	67	79	50	34.3	21.5%
17/09/2019 09:00:00 PM	33.6	30	35	40	34.0	28.6%
17/09/2019 10:00:00 PM	33.3	14	16	40	33.8	25.0%
17/09/2019 11:00:00 PM	30.0	9	11	35	32.5	18.2%
18/09/2019 12:00:00 AM	32.5	3	4	35	32.5	50.0%
18/09/2019 01:00:00 AM	30.0	2	2	30	0.0	0.0%
18/09/2019 02:00:00 AM	35.0	1	1	35	32.5	100.0%
18/09/2019 03:00:00 AM	0.0	0	0	0	0.0	0.0%
18/09/2019 04:00:00 AM	0.0	0	0	0	0.0	0.0%
18/09/2019 05:00:00 AM	0.0	0	0	0	0.0	0.0%
18/09/2019 06:00:00 AM	35.0	2	2	35	32.5	50.0%
18/09/2019 07:00:00 AM	35.0	8	9	40	35.0	22.2%
18/09/2019 08:00:00 AM	33.1	95	112	40	33.4	31.3%
18/09/2019 09:00:00 AM	32.1	127	149	40	33.1	23.5%
18/09/2019 10:00:00 AM	32.5	44	52	45	35.2	21.2%
18/09/2019 11:00:00 AM	30.6	46	54	45	33.6	16.7%
18/09/2019 12:00:00 PM	32.5	50	59	40	33.1	27.1%
18/09/2019 01:00:00 PM	31.4	55	65	45	33.7	20.0%
18/09/2019 02:00:00 PM	33.5	44	52	40	34.2	28.8%
18/09/2019 03:00:00 PM	29.9	85	100	40	33.9	14.0%
18/09/2019 04:00:00 PM	31.8	67	79	45	35.0	20.3%
18/09/2019 05:00:00 PM	31.9	73	86	45	35.3	18.6%
18/09/2019 06:00:00 PM	33.5	72	85	40	33.5	34.1%

18/09/2019 07:00:00 PM	32.8	64	75	45	33.2	29.3%
18/09/2019 08:00:00 PM	34.4	48	56	50	35.8	26.8%
18/09/2019 09:00:00 PM	35.0	26	30	45	34.4	43.3%
18/09/2019 10:00:00 PM	36.7	12	14	40	34.6	50.0%
18/09/2019 11:00:00 PM	33.3	15	18	55	37.5	27.8%
19/09/2019 12:00:00 AM	33.8	7	8	35	32.5	50.0%
19/09/2019 01:00:00 AM	30.0	2	2	30	0.0	0.0%
19/09/2019 02:00:00 AM	0.0	0	0	0	0.0	0.0%
19/09/2019 03:00:00 AM	0.0	0	0	0	0.0	0.0%
19/09/2019 04:00:00 AM	0.0	0	0	0	0.0	0.0%
19/09/2019 05:00:00 AM	0.0	0	0	0	0.0	0.0%
19/09/2019 06:00:00 AM	0.0	0	0	0	0.0	0.0%
19/09/2019 07:00:00 AM	35.0	13	15	40	34.5	33.3%
19/09/2019 08:00:00 AM	33.3	90	106	45	33.5	34.0%
19/09/2019 09:00:00 AM	32.9	111	131	45	33.7	29.0%
19/09/2019 10:00:00 AM	32.1	41	48	40	34.0	20.8%
19/09/2019 11:00:00 AM	29.0	46	54	35	32.5	7.4%
19/09/2019 12:00:00 PM	32.2	62	73	40	33.1	24.7%
19/09/2019 01:00:00 PM	28.8	49	58	35	32.5	5.2%
19/09/2019 02:00:00 PM	30.7	58	68	50	35.7	16.2%
19/09/2019 03:00:00 PM	30.9	74	87	40	33.8	17.2%
19/09/2019 04:00:00 PM	33.6	56	66	40	34.0	30.3%
19/09/2019 05:00:00 PM	33.2	80	94	40	33.6	29.8%
19/09/2019 06:00:00 PM	34.6	87	102	45	33.9	45.1%
19/09/2019 07:00:00 PM	33.1	67	79	40	34.3	25.3%
19/09/2019 08:00:00 PM	30.9	50	59	35	32.5	18.6%
19/09/2019 09:00:00 PM	32.8	27	32	40	33.0	31.3%
19/09/2019 10:00:00 PM	35.0	19	22	40	34.2	40.9%
19/09/2019 11:00:00 PM	32.5	6	7	35	32.5	28.6%
20/09/2019 12:00:00 AM	28.8	4	5	30	0.0	0.0%
20/09/2019 01:00:00 AM	35.0	4	5	40	35.0	40.0%
20/09/2019 02:00:00 AM	0.0	0	0	0	0.0	0.0%
20/09/2019 03:00:00 AM	0.0	0	0	0	0.0	0.0%
20/09/2019 04:00:00 AM	0.0	0	0	0	0.0	0.0%
20/09/2019 05:00:00 AM	0.0	0	0	0	0.0	0.0%
20/09/2019 06:00:00 AM	30.0	1	1	30	0.0	0.0%
20/09/2019 07:00:00 AM	32.5	11	13	35	32.5	30.8%
20/09/2019 08:00:00 AM	33.0	86	101	40	33.6	27.7%
20/09/2019 09:00:00 AM	29.8	110	129	45	33.4	12.4%
20/09/2019 10:00:00 AM	29.7	60	70	40	34.4	11.4%
20/09/2019 11:00:00 AM	30.0	45	53	35	32.5	15.1%
20/09/2019 12:00:00 PM	30.6	57	67	40	33.4	16.4%
20/09/2019 01:00:00 PM	32.5	64	75	40	33.3	25.3%
20/09/2019 02:00:00 PM	31.2	67	79	40	33.2	19.0%
20/09/2019 03:00:00 PM	32.8	75	88	50	33.8	27.3%
20/09/2019 04:00:00 PM	33.2	73	86	45	33.8	30.2%
20/09/2019 05:00:00 PM	33.4	77	91	45	33.4	36.3%
20/09/2019 06:00:00 PM	34.2	64	75	45	33.8	41.3%
20/09/2019 07:00:00 PM	33.2	60	71	50	34.5	28.2%
20/09/2019 08:00:00 PM	33.2	45	53	40	33.0	35.8%

20/09/2019 09:00:00 PM	34.5	26	31	45	34.5	48.4%
20/09/2019 10:00:00 PM	34.4	26	30	40	33.9	36.7%
20/09/2019 11:00:00 PM	33.3	14	17	45	35.5	29.4%
21/09/2019 12:00:00 AM	37.5	4	5	40	34.5	100.0%
21/09/2019 01:00:00 AM	35.0	4	5	55	37.5	80.0%
21/09/2019 02:00:00 AM	30.0	1	1	30	0.0	0.0%
21/09/2019 03:00:00 AM	25.0	2	2	25	0.0	0.0%
21/09/2019 04:00:00 AM	25.0	2	2	25	0.0	0.0%
21/09/2019 05:00:00 AM	35.0	1	1	35	32.5	100.0%
21/09/2019 06:00:00 AM	40.0	1	1	40	37.5	100.0%
21/09/2019 07:00:00 AM	30.0	7	8	40	37.5	12.5%
21/09/2019 08:00:00 AM	30.0	13	15	35	32.5	13.3%
21/09/2019 09:00:00 AM	33.8	36	42	40	34.2	28.6%
21/09/2019 10:00:00 AM	30.4	68	80	40	32.9	16.3%
21/09/2019 11:00:00 AM	32.4	65	76	40	33.0	25.0%
21/09/2019 12:00:00 PM	32.2	78	92	45	34.2	22.8%
21/09/2019 01:00:00 PM	33.8	66	78	45	33.8	39.7%
21/09/2019 02:00:00 PM	32.8	64	75	40	33.2	28.0%
21/09/2019 03:00:00 PM	32.8	62	73	40	33.0	30.1%
21/09/2019 04:00:00 PM	33.6	52	61	40	33.1	39.3%
21/09/2019 05:00:00 PM	32.7	52	61	45	34.1	26.2%
21/09/2019 06:00:00 PM	33.8	52	61	45	34.1	36.1%
21/09/2019 07:00:00 PM	33.1	65	77	40	33.3	32.5%
21/09/2019 08:00:00 PM	36.0	34	40	50	35.8	37.5%
21/09/2019 09:00:00 PM	31.7	18	21	40	33.8	19.0%
21/09/2019 10:00:00 PM	32.5	10	12	45	35.8	25.0%
21/09/2019 11:00:00 PM	33.3	8	10	35	32.5	60.0%
22/09/2019 12:00:00 AM	33.3	11	13	40	33.8	30.8%
22/09/2019 01:00:00 AM	35.0	6	7	50	37.5	42.9%
22/09/2019 02:00:00 AM	40.0	2	2	40	37.5	100.0%
22/09/2019 03:00:00 AM	0.0	0	0	0	0.0	0.0%
22/09/2019 04:00:00 AM	20.0	1	1	20	0.0	0.0%
22/09/2019 05:00:00 AM	25.0	1	1	25	0.0	0.0%
22/09/2019 06:00:00 AM	45.0	2	2	45	40.0	100.0%
22/09/2019 07:00:00 AM	33.8	4	5	35	32.5	80.0%
22/09/2019 08:00:00 AM	35.0	11	13	40	35.0	30.8%
22/09/2019 09:00:00 AM	30.0	32	38	40	33.3	15.8%
22/09/2019 10:00:00 AM	32.2	32	38	40	33.0	26.3%
22/09/2019 11:00:00 AM	29.4	41	48	35	32.5	10.4%
22/09/2019 12:00:00 PM	31.1	63	74	35	32.5	18.9%
22/09/2019 01:00:00 PM	33.9	45	53	50	36.2	28.3%
22/09/2019 02:00:00 PM	34.0	46	54	45	34.0	37.0%
22/09/2019 03:00:00 PM	33.2	42	49	40	32.8	36.7%
22/09/2019 04:00:00 PM	33.1	45	53	40	33.4	30.2%
22/09/2019 05:00:00 PM	33.5	47	55	40	33.3	36.4%
22/09/2019 06:00:00 PM	33.4	53	62	40	32.9	38.7%
22/09/2019 07:00:00 PM	32.9	37	43	45	34.5	23.3%
22/09/2019 08:00:00 PM	14.0	201	237	45	34.2	5.1%
22/09/2019 09:00:00 PM	9.8	99	117	40	33.5	4.3%
22/09/2019 10:00:00 PM	33.3	4	5	35	32.5	60.0%

22/09/2019 11:00:00 PM	33.3	8	10	50	36.3	40.0%
23/09/2019 12:00:00 AM	35.0	2	2	35	32.5	50.0%
23/09/2019 01:00:00 AM	30.0	2	2	30	0.0	0.0%
23/09/2019 02:00:00 AM	30.0	1	1	30	0.0	0.0%
23/09/2019 03:00:00 AM	30.0	1	1	30	0.0	0.0%
23/09/2019 04:00:00 AM	0.0	0	0	0	0.0	0.0%
23/09/2019 05:00:00 AM	35.0	3	3	35	32.5	33.3%
23/09/2019 06:00:00 AM	30.0	1	1	30	0.0	0.0%
23/09/2019 07:00:00 AM	32.5	12	14	35	32.5	28.6%
23/09/2019 08:00:00 AM	32.7	116	136	40	33.3	26.5%
23/09/2019 09:00:00 AM	31.7	141	166	45	33.4	21.1%
23/09/2019 10:00:00 AM	29.8	49	58	40	33.1	13.8%
23/09/2019 11:00:00 AM	31.5	47	55	40	33.0	20.0%
23/09/2019 12:00:00 PM	31.4	60	70	35	32.5	20.0%
23/09/2019 01:00:00 PM	33.3	42	50	45	33.6	36.0%
23/09/2019 02:00:00 PM	29.5	48	57	40	33.9	12.3%
23/09/2019 03:00:00 PM	30.8	68	80	40	33.2	17.5%
23/09/2019 04:00:00 PM	33.0	72	85	45	33.7	29.4%
23/09/2019 05:00:00 PM	33.2	74	87	40	34.0	27.6%
23/09/2019 06:00:00 PM	31.8	75	88	45	33.9	20.5%
23/09/2019 07:00:00 PM	34.1	37	43	45	34.5	34.9%
23/09/2019 08:00:00 PM	30.0	72	85	45	34.8	15.3%
23/09/2019 09:00:00 PM	29.5	40	47	40	33.3	12.8%
23/09/2019 10:00:00 PM	35.0	13	15	40	35.0	26.7%
23/09/2019 11:00:00 PM	30.0	2	2	30	0.0	0.0%
24/09/2019 12:00:00 AM	35.0	4	5	40	34.2	60.0%
24/09/2019 01:00:00 AM	35.0	1	1	35	32.5	100.0%
24/09/2019 02:00:00 AM	30.0	1	1	30	0.0	0.0%
24/09/2019 03:00:00 AM	0.0	0	0	0	0.0	0.0%
24/09/2019 04:00:00 AM	0.0	0	0	0	0.0	0.0%
24/09/2019 05:00:00 AM	0.0	0	0	0	0.0	0.0%
24/09/2019 06:00:00 AM	35.0	1	1	35	32.5	100.0%
24/09/2019 07:00:00 AM	34.0	8	9	35	32.5	55.6%
24/09/2019 08:00:00 AM	31.1	121	142	40	33.1	18.3%
24/09/2019 09:00:00 AM	31.8	135	159	40	33.2	22.0%
24/09/2019 10:00:00 AM	26.8	88	103	50	36.3	3.9%
24/09/2019 11:00:00 AM	26.3	133	156	40	33.3	3.8%
24/09/2019 12:00:00 PM	27.3	137	161	45	34.6	7.5%
24/09/2019 01:00:00 PM	29.4	76	89	40	33.1	10.1%
24/09/2019 02:00:00 PM	32.6	56	66	40	32.8	30.3%
24/09/2019 03:00:00 PM	32.1	67	79	40	33.0	24.1%
24/09/2019 04:00:00 PM	29.2	150	176	40	33.4	12.5%
24/09/2019 05:00:00 PM	29.5	106	125	40	32.8	12.0%
24/09/2019 06:00:00 PM	31.9	72	85	35	32.5	24.7%
24/09/2019 07:00:00 PM	33.3	51	60	45	33.8	31.7%
24/09/2019 08:00:00 PM	29.8	57	67	40	33.1	13.4%
24/09/2019 09:00:00 PM	34.2	35	41	45	34.3	41.5%
24/09/2019 10:00:00 PM	33.3	13	15	55	37.5	26.7%
24/09/2019 11:00:00 PM	33.3	8	9	35	32.5	33.3%
25/09/2019 12:00:00 AM	40.0	2	2	40	37.5	50.0%

25/09/2019 01:00:00 AM	0.0	0	0	0	0.0	0.0%
25/09/2019 02:00:00 AM	40.0	1	1	40	37.5	100.0%
25/09/2019 03:00:00 AM	0.0	0	0	0	0.0	0.0%
25/09/2019 04:00:00 AM	0.0	0	0	0	0.0	0.0%
25/09/2019 05:00:00 AM	0.0	0	0	0	0.0	0.0%
25/09/2019 06:00:00 AM	35.0	3	3	35	32.5	33.3%
25/09/2019 07:00:00 AM	33.8	13	15	50	35.5	33.3%
25/09/2019 08:00:00 AM	32.0	145	171	45	33.9	21.6%
25/09/2019 09:00:00 AM	31.3	143	168	45	33.1	19.6%
25/09/2019 10:00:00 AM	29.6	47	55	40	33.2	12.7%
25/09/2019 11:00:00 AM	28.2	103	121	45	33.5	8.3%
25/09/2019 12:00:00 PM	31.1	44	52	45	33.5	19.2%
25/09/2019 01:00:00 PM	29.6	80	94	40	33.8	12.8%
25/09/2019 02:00:00 PM	31.9	41	48	40	33.5	20.8%
25/09/2019 03:00:00 PM	30.7	104	122	35	32.5	17.2%
25/09/2019 04:00:00 PM	29.8	71	84	40	33.4	13.1%
25/09/2019 05:00:00 PM	31.0	72	85	40	32.8	18.8%
25/09/2019 06:00:00 PM	31.4	66	78	40	33.8	19.2%
25/09/2019 07:00:00 PM	32.4	51	60	35	32.5	28.3%
25/09/2019 08:00:00 PM	34.4	30	35	45	34.4	37.1%
25/09/2019 09:00:00 PM	33.1	24	28	40	33.1	32.1%
25/09/2019 10:00:00 PM	32.5	14	17	40	33.5	29.4%
25/09/2019 11:00:00 PM	33.8	12	14	40	33.5	35.7%
26/09/2019 12:00:00 AM	30.0	3	4	35	32.5	25.0%
26/09/2019 01:00:00 AM	30.0	2	2	30	0.0	0.0%
26/09/2019 02:00:00 AM	0.0	0	0	0	0.0	0.0%
26/09/2019 03:00:00 AM	0.0	0	0	0	0.0	0.0%
26/09/2019 04:00:00 AM	35.0	1	1	35	32.5	100.0%
26/09/2019 05:00:00 AM	9.4	49	58	15	0.0	0.0%
26/09/2019 06:00:00 AM	9.3	60	70	30	0.0	0.0%
26/09/2019 07:00:00 AM	32.5	8	9	35	32.5	22.2%
26/09/2019 08:00:00 AM	29.8	153	180	40	32.9	12.8%
26/09/2019 09:00:00 AM	31.0	182	214	40	33.1	18.2%
26/09/2019 10:00:00 AM	29.1	48	57	35	32.5	10.5%
26/09/2019 11:00:00 AM	29.4	46	54	40	34.5	9.3%
26/09/2019 12:00:00 PM	29.8	54	63	50	36.3	12.7%
26/09/2019 01:00:00 PM	32.3	60	70	45	33.8	22.9%
26/09/2019 02:00:00 PM	31.0	48	56	35	32.5	17.9%
26/09/2019 03:00:00 PM	31.0	79	93	40	33.1	18.3%
26/09/2019 04:00:00 PM	33.3	52	61	50	34.9	27.9%
26/09/2019 05:00:00 PM	33.1	70	82	55	35.0	24.4%
26/09/2019 06:00:00 PM	32.8	72	85	40	33.1	30.6%
26/09/2019 07:00:00 PM	33.3	65	76	40	33.3	32.9%
26/09/2019 08:00:00 PM	32.2	43	51	50	34.6	23.5%
26/09/2019 09:00:00 PM	32.5	21	25	40	33.2	28.0%
26/09/2019 10:00:00 PM	30.0	15	18	50	37.5	16.7%
26/09/2019 11:00:00 PM	37.5	7	8	40	35.8	37.5%
27/09/2019 12:00:00 AM	40.0	3	4	45	40.0	50.0%
27/09/2019 01:00:00 AM	40.0	3	3	40	35.0	66.7%
27/09/2019 02:00:00 AM	0.0	0	0	0	0.0	0.0%

27/09/2019 03:00:00 AM	0.0	0	0	0	0.0	0.0%
27/09/2019 04:00:00 AM	0.0	0	0	0	0.0	0.0%
27/09/2019 05:00:00 AM	0.0	0	0	0	0.0	0.0%
27/09/2019 06:00:00 AM	35.0	2	2	35	32.5	50.0%
27/09/2019 07:00:00 AM	30.0	7	8	35	32.5	12.5%
27/09/2019 08:00:00 AM	33.3	117	138	40	33.7	31.2%
27/09/2019 09:00:00 AM	32.6	116	136	45	33.5	25.7%
27/09/2019 10:00:00 AM	29.0	51	60	40	33.5	8.3%
27/09/2019 11:00:00 AM	31.2	62	73	40	33.2	19.2%
27/09/2019 12:00:00 PM	29.5	65	77	40	33.1	10.4%
27/09/2019 01:00:00 PM	30.0	50	59	40	33.1	15.3%
27/09/2019 02:00:00 PM	27.6	173	204	40	33.5	7.4%
27/09/2019 03:00:00 PM	31.2	83	98	45	33.8	19.4%
27/09/2019 04:00:00 PM	28.5	151	178	45	33.6	10.7%
27/09/2019 05:00:00 PM	31.1	109	128	40	33.6	18.0%
27/09/2019 06:00:00 PM	30.6	129	152	45	34.1	16.4%
27/09/2019 07:00:00 PM	33.3	62	73	45	33.8	31.5%
27/09/2019 08:00:00 PM	32.9	41	48	40	32.8	31.3%
27/09/2019 09:00:00 PM	34.2	25	29	40	34.2	31.0%
27/09/2019 10:00:00 PM	33.0	21	25	45	34.6	28.0%
27/09/2019 11:00:00 PM	35.0	10	12	50	37.5	33.3%
28/09/2019 12:00:00 AM	33.3	8	10	40	33.8	40.0%
28/09/2019 01:00:00 AM	30.0	1	1	30	0.0	0.0%
28/09/2019 02:00:00 AM	40.0	3	3	40	37.5	33.3%
28/09/2019 03:00:00 AM	30.0	3	3	30	0.0	0.0%
28/09/2019 04:00:00 AM	0.0	0	0	0	0.0	0.0%
28/09/2019 05:00:00 AM	0.0	0	0	0	0.0	0.0%
28/09/2019 06:00:00 AM	0.0	0	0	0	0.0	0.0%
28/09/2019 07:00:00 AM	33.8	8	9	35	32.5	44.4%
28/09/2019 08:00:00 AM	35.0	14	17	45	35.0	47.1%
28/09/2019 09:00:00 AM	29.2	40	47	35	32.5	8.5%
28/09/2019 10:00:00 AM	28.3	49	58	35	32.5	6.9%
28/09/2019 11:00:00 AM	28.4	64	75	35	32.5	2.7%
28/09/2019 12:00:00 PM	29.2	60	70	35	32.5	7.1%
28/09/2019 01:00:00 PM	32.1	67	79	45	33.9	22.8%
28/09/2019 02:00:00 PM	32.6	75	88	40	33.4	26.1%
28/09/2019 03:00:00 PM	31.1	73	86	40	33.1	18.6%
28/09/2019 04:00:00 PM	29.8	78	92	45	33.3	14.1%
28/09/2019 05:00:00 PM	33.5	40	47	40	33.9	29.8%
28/09/2019 06:00:00 PM	32.9	48	56	40	33.5	26.8%
28/09/2019 07:00:00 PM	34.2	35	41	45	34.4	39.0%
28/09/2019 08:00:00 PM	41.2	25	29	55	37.9	41.4%
28/09/2019 09:00:00 PM	36.7	14	17	50	38.5	29.4%
28/09/2019 10:00:00 PM	38.3	7	8	40	36.3	50.0%
28/09/2019 11:00:00 PM	30.0	7	8	45	42.5	12.5%
29/09/2019 12:00:00 AM	25.0	31	37	45	37.5	8.1%
29/09/2019 01:00:00 AM	9.5	42	50	35	32.5	2.0%
29/09/2019 02:00:00 AM	9.4	286	336	15	0.0	0.0%
29/09/2019 03:00:00 AM	11.2	394	463	20	0.0	0.0%
29/09/2019 04:00:00 AM	13.5	60	71	25	0.0	0.0%

29/09/2019 05:00:00 AM	30.0	1	1	30	0.0	0.0%
29/09/2019 06:00:00 AM	30.0	1	1	30	0.0	0.0%
29/09/2019 07:00:00 AM	20.0	27	32	45	37.5	6.3%
29/09/2019 08:00:00 AM	31.7	8	10	35	32.5	30.0%
29/09/2019 09:00:00 AM	27.5	95	112	40	33.9	6.3%
29/09/2019 10:00:00 AM	33.3	31	36	40	33.4	30.6%
29/09/2019 11:00:00 AM	32.2	49	58	40	34.0	22.4%
29/09/2019 12:00:00 PM	30.4	76	89	40	33.2	15.7%
29/09/2019 01:00:00 PM	31.4	80	94	45	34.2	19.1%
29/09/2019 02:00:00 PM	27.5	94	111	40	33.5	9.0%
29/09/2019 03:00:00 PM	34.2	39	46	50	34.6	37.0%
29/09/2019 04:00:00 PM	33.1	42	50	40	33.4	32.0%
29/09/2019 05:00:00 PM	26.7	129	152	40	33.1	5.9%
29/09/2019 06:00:00 PM	29.4	43	51	40	34.2	11.8%
29/09/2019 07:00:00 PM	31.4	31	37	40	33.1	21.6%
29/09/2019 08:00:00 PM	33.3	22	26	40	33.8	30.8%
29/09/2019 09:00:00 PM	35.0	12	14	45	35.5	35.7%
29/09/2019 10:00:00 PM	22.5	3	4	25	0.0	0.0%
29/09/2019 11:00:00 PM	30.0	6	7	35	32.5	14.3%
30/09/2019 12:00:00 AM	35.0	2	2	35	32.5	50.0%
30/09/2019 01:00:00 AM	40.0	2	2	40	37.5	50.0%
30/09/2019 02:00:00 AM	0.0	0	0	0	0.0	0.0%
30/09/2019 03:00:00 AM	30.0	1	1	30	0.0	0.0%
30/09/2019 04:00:00 AM	0.0	0	0	0	0.0	0.0%
30/09/2019 05:00:00 AM	0.0	0	0	0	0.0	0.0%
30/09/2019 06:00:00 AM	27.5	3	4	30	0.0	0.0%
30/09/2019 07:00:00 AM	32.5	9	11	40	34.2	27.3%
30/09/2019 08:00:00 AM	31.9	113	133	40	33.4	21.8%
30/09/2019 09:00:00 AM	30.5	135	159	40	33.5	16.4%
30/09/2019 10:00:00 AM	29.6	51	60	40	33.2	11.7%
30/09/2019 11:00:00 AM	29.7	57	67	35	32.5	11.9%
30/09/2019 12:00:00 PM	31.6	74	87	40	33.1	20.7%
30/09/2019 01:00:00 PM	32.5	60	71	50	34.7	25.4%
30/09/2019 02:00:00 PM	32.3	80	94	40	32.9	25.5%
30/09/2019 03:00:00 PM	32.5	78	92	45	33.1	28.3%
30/09/2019 04:00:00 PM	33.9	57	67	45	34.6	31.3%
30/09/2019 05:00:00 PM	32.5	94	110	40	33.2	25.5%
30/09/2019 06:00:00 PM	31.7	140	165	45	33.5	21.2%
30/09/2019 07:00:00 PM	30.0	68	80	35	32.5	15.0%
30/09/2019 08:00:00 PM	30.0	65	77	40	32.9	15.6%
30/09/2019 09:00:00 PM	30.0	31	37	40	33.3	16.2%
30/09/2019 10:00:00 PM	9.7	201	237	40	33.1	3.4%
30/09/2019 11:00:00 PM	21.7	56	66	40	35.0	3.0%
01/10/2019 12:00:00 AM	35.0	4	5	45	35.8	60.0%
01/10/2019 01:00:00 AM	35.0	3	3	35	32.5	100.0%
01/10/2019 02:00:00 AM	0.0	0	0	0	0.0	0.0%
01/10/2019 03:00:00 AM	0.0	0	0	0	0.0	0.0%
01/10/2019 04:00:00 AM	0.0	0	0	0	0.0	0.0%
01/10/2019 05:00:00 AM	0.0	0	0	0	0.0	0.0%
01/10/2019 06:00:00 AM	45.0	3	3	45	42.5	33.3%

01/10/2019 07:00:00 AM	33.0	10	12	35	32.5	41.7%
01/10/2019 08:00:00 AM	31.0	130	153	40	33.2	18.3%
01/10/2019 09:00:00 AM	29.8	181	213	40	32.9	13.1%
01/10/2019 10:00:00 AM	30.8	75	88	40	33.2	17.0%
01/10/2019 11:00:00 AM	30.5	49	58	35	32.5	17.2%
01/10/2019 12:00:00 PM	32.4	72	85	45	33.4	25.9%
01/10/2019 01:00:00 PM	31.8	60	71	45	34.2	21.1%
01/10/2019 02:00:00 PM	29.8	57	67	40	33.6	13.4%
01/10/2019 03:00:00 PM	30.9	87	102	40	33.1	17.6%
01/10/2019 04:00:00 PM	31.1	79	93	40	33.4	18.3%
01/10/2019 05:00:00 PM	32.2	71	83	40	33.3	22.9%
01/10/2019 06:00:00 PM	32.5	73	86	40	32.7	29.1%
01/10/2019 07:00:00 PM	32.9	63	74	40	33.2	29.7%
01/10/2019 08:00:00 PM	32.5	45	53	40	33.7	24.5%
01/10/2019 09:00:00 PM	34.2	29	34	45	35.0	29.4%
01/10/2019 10:00:00 PM	32.5	14	17	45	34.5	29.4%
01/10/2019 11:00:00 PM	33.3	8	9	35	32.5	33.3%
02/10/2019 12:00:00 AM	30.0	4	5	35	32.5	20.0%
02/10/2019 01:00:00 AM	35.0	2	2	35	32.5	50.0%
02/10/2019 02:00:00 AM	45.0	2	2	45	42.5	50.0%
02/10/2019 03:00:00 AM	0.0	0	0	0	0.0	0.0%
02/10/2019 04:00:00 AM	0.0	0	0	0	0.0	0.0%
02/10/2019 05:00:00 AM	0.0	0	0	0	0.0	0.0%
02/10/2019 06:00:00 AM	35.0	1	1	35	32.5	100.0%
02/10/2019 07:00:00 AM	31.7	9	11	35	32.5	27.3%
02/10/2019 08:00:00 AM	32.1	146	172	40	34.0	21.5%
02/10/2019 09:00:00 AM	29.7	203	239	40	33.6	11.7%
02/10/2019 10:00:00 AM	29.3	49	58	45	35.8	10.3%
02/10/2019 11:00:00 AM	28.2	56	66	40	34.2	4.5%
02/10/2019 12:00:00 PM	29.1	42	50	35	32.5	6.0%
02/10/2019 01:00:00 PM	31.2	45	53	40	33.5	18.9%
02/10/2019 02:00:00 PM	33.6	40	47	40	33.8	31.9%
02/10/2019 03:00:00 PM	31.6	88	103	45	33.2	20.4%
02/10/2019 04:00:00 PM	30.8	68	80	40	32.9	17.5%
02/10/2019 05:00:00 PM	30.4	78	92	45	33.5	16.3%
02/10/2019 06:00:00 PM	29.8	110	130	40	33.1	13.8%
02/10/2019 07:00:00 PM	32.9	65	76	40	33.5	27.6%
02/10/2019 08:00:00 PM	33.8	42	49	45	34.0	34.7%
02/10/2019 09:00:00 PM	34.4	21	25	50	35.2	44.0%
02/10/2019 10:00:00 PM	38.3	19	22	45	36.4	40.9%
02/10/2019 11:00:00 PM	33.3	10	12	50	36.3	33.3%
03/10/2019 12:00:00 AM	40.0	8	9	45	35.5	55.6%
03/10/2019 01:00:00 AM	35.0	2	2	35	32.5	100.0%
03/10/2019 02:00:00 AM	0.0	0	0	0	0.0	0.0%
03/10/2019 03:00:00 AM	30.0	1	1	30	0.0	0.0%
03/10/2019 04:00:00 AM	30.0	1	1	30	0.0	0.0%
03/10/2019 05:00:00 AM	0.0	0	0	0	0.0	0.0%
03/10/2019 06:00:00 AM	0.0	0	0	0	0.0	0.0%
03/10/2019 07:00:00 AM	35.0	8	9	45	35.8	33.3%
03/10/2019 08:00:00 AM	32.1	127	149	45	33.2	23.5%

03/10/2019 09:00:00 AM	31.6	170	200	40	33.2	20.5%
03/10/2019 10:00:00 AM	30.0	83	98	40	34.5	15.3%
03/10/2019 11:00:00 AM	29.4	71	84	40	33.2	8.3%
03/10/2019 12:00:00 PM	29.7	69	81	35	32.5	11.1%
03/10/2019 01:00:00 PM	31.0	65	77	40	33.9	18.2%
03/10/2019 02:00:00 PM	28.9	23	27	35	32.5	3.7%
03/10/2019 03:00:00 PM	29.7	71	83	40	33.0	12.0%
03/10/2019 04:00:00 PM	31.8	76	90	45	34.1	21.1%
03/10/2019 05:00:00 PM	29.7	94	110	40	34.0	11.8%
03/10/2019 06:00:00 PM	32.8	68	80	40	33.2	28.8%
03/10/2019 07:00:00 PM	29.5	72	85	45	35.5	11.8%
03/10/2019 08:00:00 PM	34.6	40	47	60	35.4	40.4%
03/10/2019 09:00:00 PM	33.6	28	33	40	34.0	30.3%
03/10/2019 10:00:00 PM	38.6	19	22	45	36.6	50.0%
03/10/2019 11:00:00 PM	35.0	8	10	40	35.0	40.0%
04/10/2019 12:00:00 AM	9.5	88	104	45	40.0	1.9%
04/10/2019 01:00:00 AM	9.8	19	22	35	32.5	4.5%
04/10/2019 02:00:00 AM	9.3	186	219	15	0.0	0.0%
04/10/2019 03:00:00 AM	9.3	101	119	35	32.5	0.8%
04/10/2019 04:00:00 AM	0.0	0	0	0	0.0	0.0%
04/10/2019 05:00:00 AM	0.0	0	0	0	0.0	0.0%
04/10/2019 06:00:00 AM	30.0	2	2	30	0.0	0.0%
04/10/2019 07:00:00 AM	35.0	8	9	40	34.2	33.3%
04/10/2019 08:00:00 AM	32.4	85	100	40	33.5	24.0%
04/10/2019 09:00:00 AM	30.7	140	165	40	33.8	17.0%
04/10/2019 10:00:00 AM	30.0	52	61	40	33.6	14.8%
04/10/2019 11:00:00 AM	31.4	52	61	40	32.9	19.7%
04/10/2019 12:00:00 PM	29.4	69	81	40	33.1	9.9%
04/10/2019 01:00:00 PM	32.8	71	83	40	33.2	27.7%
04/10/2019 02:00:00 PM	32.9	58	68	55	34.0	29.4%
04/10/2019 03:00:00 PM	32.9	70	82	45	33.8	28.0%
04/10/2019 04:00:00 PM	32.4	73	86	40	33.2	25.6%
04/10/2019 05:00:00 PM	32.7	82	96	45	33.2	28.1%
04/10/2019 06:00:00 PM	33.6	72	85	45	33.9	34.1%
04/10/2019 07:00:00 PM	32.4	56	66	45	33.1	27.3%
04/10/2019 08:00:00 PM	32.5	51	60	45	34.3	23.3%
04/10/2019 09:00:00 PM	37.5	20	23	50	36.0	43.5%
04/10/2019 10:00:00 PM	31.7	12	14	35	32.5	21.4%
04/10/2019 11:00:00 PM	29.6	17	20	40	35.0	10.0%
05/10/2019 12:00:00 AM	32.5	4	5	35	32.5	40.0%
05/10/2019 01:00:00 AM	30.0	3	4	35	32.5	25.0%
05/10/2019 02:00:00 AM	45.0	1	1	45	42.5	100.0%
05/10/2019 03:00:00 AM	30.0	1	1	30	0.0	0.0%
05/10/2019 04:00:00 AM	0.0	0	0	0	0.0	0.0%
05/10/2019 05:00:00 AM	0.0	0	0	0	0.0	0.0%
05/10/2019 06:00:00 AM	30.0	1	1	30	0.0	0.0%
05/10/2019 07:00:00 AM	31.7	8	10	35	32.5	30.0%
05/10/2019 08:00:00 AM	33.3	20	23	40	34.5	21.7%
05/10/2019 09:00:00 AM	32.9	30	35	40	33.6	25.7%
05/10/2019 10:00:00 AM	29.3	82	96	40	33.1	8.3%

05/10/2019 11:00:00 AM	29.6	91	107	40	33.4	10.3%
05/10/2019 12:00:00 PM	30.4	70	82	35	32.5	15.9%
05/10/2019 01:00:00 PM	33.2	70	82	40	33.3	31.7%
05/10/2019 02:00:00 PM	30.8	73	86	45	33.8	17.4%
05/10/2019 03:00:00 PM	31.7	49	58	40	33.8	20.7%
05/10/2019 04:00:00 PM	32.5	49	58	40	33.5	25.9%
05/10/2019 05:00:00 PM	33.0	36	42	40	33.3	28.6%
05/10/2019 06:00:00 PM	33.8	48	57	40	33.6	38.6%
05/10/2019 07:00:00 PM	34.1	43	51	45	34.6	33.3%
05/10/2019 08:00:00 PM	34.5	26	31	40	33.8	48.4%
05/10/2019 09:00:00 PM	35.0	24	28	45	34.6	50.0%
05/10/2019 10:00:00 PM	35.0	11	13	50	35.4	53.8%
05/10/2019 11:00:00 PM	33.3	10	12	35	32.5	50.0%
06/10/2019 12:00:00 AM	30.0	9	11	40	35.0	18.2%
06/10/2019 01:00:00 AM	35.0	6	7	45	35.8	42.9%
06/10/2019 02:00:00 AM	45.0	2	2	45	42.5	100.0%
06/10/2019 03:00:00 AM	35.0	2	2	35	32.5	100.0%
06/10/2019 04:00:00 AM	35.0	2	2	35	32.5	100.0%
06/10/2019 05:00:00 AM	35.0	2	2	35	32.5	100.0%
06/10/2019 06:00:00 AM	40.0	2	2	40	35.0	100.0%
06/10/2019 07:00:00 AM	40.0	1	1	40	37.5	100.0%
06/10/2019 08:00:00 AM	9.6	264	310	35	32.5	0.6%
06/10/2019 09:00:00 AM	29.5	73	86	45	33.9	12.8%
06/10/2019 10:00:00 AM	26.1	128	150	40	34.5	3.3%
06/10/2019 11:00:00 AM	29.3	104	122	35	32.5	11.5%
06/10/2019 12:00:00 PM	28.8	79	93	40	33.2	7.5%
06/10/2019 01:00:00 PM	31.5	47	55	45	33.4	20.0%
06/10/2019 02:00:00 PM	29.8	37	43	40	35.5	11.6%
06/10/2019 03:00:00 PM	33.3	43	51	40	33.8	31.4%
06/10/2019 04:00:00 PM	31.2	47	55	45	34.0	18.2%
06/10/2019 05:00:00 PM	34.3	25	29	50	35.5	34.5%
06/10/2019 06:00:00 PM	35.0	29	34	40	36.1	20.6%
06/10/2019 07:00:00 PM	33.0	18	21	40	33.3	28.6%
06/10/2019 08:00:00 PM	33.3	22	26	40	33.8	30.8%
06/10/2019 09:00:00 PM	35.0	14	17	45	35.4	41.2%
06/10/2019 10:00:00 PM	45.0	2	2	45	42.5	50.0%
06/10/2019 11:00:00 PM	30.0	3	4	40	37.5	25.0%
07/10/2019 12:00:00 AM	40.0	2	2	40	37.5	50.0%
07/10/2019 01:00:00 AM	30.0	1	1	30	0.0	0.0%
07/10/2019 02:00:00 AM	0.0	0	0	0	0.0	0.0%
07/10/2019 03:00:00 AM	0.0	0	0	0	0.0	0.0%
07/10/2019 04:00:00 AM	30.0	1	1	30	0.0	0.0%
07/10/2019 05:00:00 AM	0.0	0	0	0	0.0	0.0%
07/10/2019 06:00:00 AM	30.0	2	2	30	0.0	0.0%
07/10/2019 07:00:00 AM	31.7	9	11	35	32.5	27.3%
07/10/2019 08:00:00 AM	30.3	113	133	40	33.2	15.8%
07/10/2019 09:00:00 AM	31.1	133	156	40	32.8	18.6%
07/10/2019 10:00:00 AM	32.9	47	55	45	33.8	27.3%
07/10/2019 11:00:00 AM	31.0	51	60	40	33.0	18.3%
07/10/2019 12:00:00 PM	31.6	66	78	40	32.8	21.8%

07/10/2019 01:00:00 PM	31.4	46	54	40	34.0	18.5%
07/10/2019 02:00:00 PM	29.7	47	55	45	35.8	10.9%
07/10/2019 03:00:00 PM	30.8	69	81	40	33.2	17.3%
07/10/2019 04:00:00 PM	31.5	62	73	40	33.2	20.5%
07/10/2019 05:00:00 PM	31.4	65	76	45	33.2	19.7%
07/10/2019 06:00:00 PM	33.2	64	75	45	33.9	29.3%
07/10/2019 07:00:00 PM	33.4	60	70	40	33.7	30.0%
07/10/2019 08:00:00 PM	34.0	31	37	45	35.5	27.0%
07/10/2019 09:00:00 PM	35.0	27	32	50	35.4	43.8%
07/10/2019 10:00:00 PM	32.0	14	17	35	32.5	29.4%
07/10/2019 11:00:00 PM	30.0	4	5	35	32.5	20.0%
08/10/2019 12:00:00 AM	40.0	3	3	40	35.8	100.0%
08/10/2019 01:00:00 AM	25.0	1	1	25	0.0	0.0%
08/10/2019 02:00:00 AM	0.0	0	0	0	0.0	0.0%
08/10/2019 03:00:00 AM	0.0	0	0	0	0.0	0.0%
08/10/2019 04:00:00 AM	30.0	1	1	30	0.0	0.0%
08/10/2019 05:00:00 AM	0.0	0	0	0	0.0	0.0%
08/10/2019 06:00:00 AM	40.0	4	5	45	40.0	40.0%
08/10/2019 07:00:00 AM	35.0	8	9	40	35.0	22.2%
08/10/2019 08:00:00 AM	32.5	136	160	50	33.5	26.3%
08/10/2019 09:00:00 AM	31.4	153	180	45	33.5	19.4%
08/10/2019 10:00:00 AM	32.0	54	63	45	34.0	20.6%
08/10/2019 11:00:00 AM	30.7	42	50	40	33.6	18.0%
08/10/2019 12:00:00 PM	29.7	61	72	40	33.1	12.5%
08/10/2019 01:00:00 PM	32.3	60	71	45	34.0	23.9%
08/10/2019 02:00:00 PM	29.8	66	78	40	33.5	12.8%
08/10/2019 03:00:00 PM	31.2	82	97	40	33.0	19.6%
08/10/2019 04:00:00 PM	30.7	48	56	40	33.6	16.1%
08/10/2019 05:00:00 PM	29.7	133	156	40	33.2	13.5%
08/10/2019 06:00:00 PM	31.6	76	90	45	33.6	21.1%
08/10/2019 07:00:00 PM	30.4	75	88	40	32.9	15.9%
08/10/2019 08:00:00 PM	33.5	41	48	45	34.3	29.2%
08/10/2019 09:00:00 PM	32.5	33	39	35	32.5	30.8%
08/10/2019 10:00:00 PM	33.3	13	15	35	32.5	40.0%
08/10/2019 11:00:00 PM	32.5	12	14	35	32.5	28.6%
09/10/2019 12:00:00 AM	35.0	4	5	40	35.0	40.0%
09/10/2019 01:00:00 AM	0.0	0	0	0	0.0	0.0%
09/10/2019 02:00:00 AM	30.0	1	1	30	0.0	0.0%
09/10/2019 03:00:00 AM	0.0	0	0	0	0.0	0.0%
09/10/2019 04:00:00 AM	0.0	0	0	0	0.0	0.0%
09/10/2019 05:00:00 AM	0.0	0	0	0	0.0	0.0%
09/10/2019 06:00:00 AM	35.0	2	2	35	32.5	100.0%
09/10/2019 07:00:00 AM	32.5	7	8	35	32.5	25.0%
09/10/2019 08:00:00 AM	32.8	144	169	40	33.8	25.4%
09/10/2019 09:00:00 AM	31.2	162	191	40	33.5	18.8%
09/10/2019 10:00:00 AM	31.9	43	51	40	33.9	21.6%
09/10/2019 11:00:00 AM	29.7	60	70	40	33.8	11.4%
09/10/2019 12:00:00 PM	29.5	48	56	35	32.5	8.9%
09/10/2019 01:00:00 PM	33.4	52	61	40	33.5	32.8%
09/10/2019 02:00:00 PM	31.4	61	72	45	33.9	19.4%

09/10/2019 03:00:00 PM	30.0	93	109	45	33.4	14.7%
09/10/2019 04:00:00 PM	30.9	62	73	40	33.3	17.8%
09/10/2019 05:00:00 PM	32.9	62	73	40	33.8	26.0%
09/10/2019 06:00:00 PM	33.0	76	89	40	33.5	28.1%
09/10/2019 07:00:00 PM	33.1	54	63	40	33.7	27.0%
09/10/2019 08:00:00 PM	34.2	35	41	60	35.0	39.0%
09/10/2019 09:00:00 PM	38.8	26	30	50	37.1	40.0%
09/10/2019 10:00:00 PM	33.3	12	14	45	35.0	28.6%
09/10/2019 11:00:00 PM	33.8	11	13	40	33.5	38.5%
10/10/2019 12:00:00 AM	33.8	8	9	35	32.5	44.4%
10/10/2019 01:00:00 AM	33.3	3	4	35	32.5	75.0%
10/10/2019 02:00:00 AM	0.0	0	0	0	0.0	0.0%
10/10/2019 03:00:00 AM	0.0	0	0	0	0.0	0.0%
10/10/2019 04:00:00 AM	0.0	0	0	0	0.0	0.0%
10/10/2019 05:00:00 AM	0.0	0	0	0	0.0	0.0%
10/10/2019 06:00:00 AM	30.0	3	3	30	0.0	0.0%
10/10/2019 07:00:00 AM	35.0	9	11	45	36.3	36.4%
10/10/2019 08:00:00 AM	32.0	151	178	40	33.8	21.3%
10/10/2019 09:00:00 AM	32.4	152	179	45	33.4	25.7%
10/10/2019 10:00:00 AM	29.9	58	68	40	33.1	13.2%
10/10/2019 11:00:00 AM	31.7	71	83	40	33.1	20.5%
10/10/2019 12:00:00 PM	31.2	20	23	35	32.5	17.4%

Day/Time Ending	85th pctl (mph)	85th pctl cnts	Total Cnts	Max Speed	Avg Speeder	% Speeders
13/09/2019 12:00:00 AM	32.7	808	951	55	34.0	26.0%
14/09/2019 12:00:00 AM	33.0	1459	1717	55	34.1	27.4%
15/09/2019 12:00:00 AM	32.2	1255	1477	45	33.6	23.0%
16/09/2019 12:00:00 AM	32.5	931	1095	55	34.1	24.1%
17/09/2019 12:00:00 AM	32.1	1346	1584	55	33.8	22.2%
18/09/2019 12:00:00 AM	32.1	1329	1563	50	33.5	23.3%
19/09/2019 12:00:00 AM	32.7	942	1108	55	34.0	25.2%
20/09/2019 12:00:00 AM	32.7	942	1108	50	33.7	25.8%
21/09/2019 12:00:00 AM	32.7	969	1140	50	33.7	26.3%
22/09/2019 12:00:00 AM	33.0	771	907	55	33.7	29.4%
23/09/2019 12:00:00 AM	31.6	824	969	50	33.8	20.4%
24/09/2019 12:00:00 AM	32.0	978	1151	45	33.6	22.2%
25/09/2019 12:00:00 AM	30.4	1315	1547	55	33.4	16.1%
26/09/2019 12:00:00 AM	31.3	1067	1255	50	33.4	19.0%
27/09/2019 12:00:00 AM	31.0	1136	1337	55	33.7	18.1%
28/09/2019 12:00:00 AM	31.2	1286	1513	50	33.7	18.6%
29/09/2019 12:00:00 AM	31.5	740	871	55	34.2	19.3%
30/09/2019 12:00:00 AM	27.6	1575	1853	50	33.8	8.1%
01/10/2019 12:00:00 AM	30.9	1381	1625	50	33.4	17.7%
02/10/2019 12:00:00 AM	31.6	1113	1309	45	33.3	20.6%
03/10/2019 12:00:00 AM	31.3	1104	1299	50	33.9	18.7%
04/10/2019 12:00:00 AM	31.0	1184	1393	60	34.0	17.8%
05/10/2019 12:00:00 AM	31.1	1298	1527	55	33.6	18.3%
06/10/2019 12:00:00 AM	32.4	756	889	50	33.7	24.1%
07/10/2019 12:00:00 AM	29.4	950	1118	50	34.3	12.2%
08/10/2019 12:00:00 AM	31.9	914	1075	50	33.6	21.6%
09/10/2019 12:00:00 AM	31.5	1103	1298	50	33.5	20.0%
10/10/2019 12:00:00 AM	32.2	1016	1195	60	33.8	22.8%
10/10/2019 11:59:59 AM	32.0	467	549	45	33.5	22.0%

Incoming Direction Weekly Counts
 Rectory Lane

from Thu-Sep-12-2019-01-00-PM to Thu-Oct-10-2019-11-59-AM

	09/09/2019	to	15/09/2019							
	Monday	Tuesday	Wednesday	Thursday	Friday	Saturday	Sunday	Week	Weekend	Week Day 85%
Hour	09/09/2019	10/09/2019	11/09/2019	12/09/2019	13/09/2019	14/09/2019	15/09/2019	Day Avg	Avg	Avg Speed
0 - 1	*	*	*	*	1	3	7	1	5	40
1 - 2	*	*	*	*	3	2	6	3	4	40
2 - 3	*	*	*	*	0	1	0	0	0.5	0
3 - 4	*	*	*	*	0	1	3	0	2	0
4 - 5	*	*	*	*	2	1	0	2	0.5	40
5 - 6	*	*	*	*	2	3	3	2	3	35
6 - 7	*	*	*	*	20	9	7	20	8	32.5
7 - 8	*	*	*	*	71	24	14	71	19	33.3
8 - 9	*	*	*	*	132	57	56	132	56.5	31.4
9 - 10	*	*	*	*	92	105	70	92	87.5	31.7
10 - 11	*	*	*	*	111	134	101	111	117.5	29.7
11 - 12	*	*	*	*	101	149	128	101	138.5	29.9
12 - 13	*	*	*	*	113	138	107	113	122.5	29.6
13 - 14	*	*	*	97	109	120	82	103	101	32.35
14 - 15	*	*	*	127	141	111	72	134	91.5	32.6
15 - 16	*	*	*	111	148	82	86	129.5	84	33
16 - 17	*	*	*	126	166	117	96	146	106.5	33.4
17 - 18	*	*	*	153	153	108	67	153	87.5	33.25
18 - 19	*	*	*	108	120	105	55	114	80	33.3
19 - 20	*	*	*	88	80	69	66	84	67.5	33.1
20 - 21	*	*	*	70	61	73	36	65.5	54.5	34.6
21 - 22	*	*	*	32	50	22	21	41	21.5	33.75
22 - 23	*	*	*	31	27	29	8	29	18.5	33.5
23 - 24	*	*	*	8	14	14	4	11	9	34.15
Totals	0	0	0	951	1717	1477	1095			
% of Total	0%	0%	0%	18.15%	32.77%	28.19%	20.9%			

Incoming Direction Weekly Counts
 Rectory Lane

from Thu-Sep-12-2019-01-00-PM to Thu-Oct-10-2019-11-59-AM

	16/09/2019	to	22/09/2019							
	Monday	Tuesday	Wednesday	Thursday	Friday	Saturday	Sunday	Week	Weekend	Week Day 85%
Hour	16/09/2019	17/09/2019	18/09/2019	19/09/2019	20/09/2019	21/09/2019	22/09/2019	Day Avg	Avg	Avg Speed
0 - 1	1	3	2	2	5	5	7	2.6	6	35
1 - 2	3	1	1	0	0	1	2	1	1.5	33.33
2 - 3	0	2	0	0	0	2	0	0.4	1	25
3 - 4	1	0	0	0	0	2	1	0.2	1.5	25
4 - 5	1	0	0	0	0	1	1	0.2	1	30
5 - 6	1	1	2	0	1	1	2	1	1.5	30
6 - 7	10	18	9	15	13	8	5	13	6.5	33.82
7 - 8	116	97	112	106	101	15	13	106.4	14	32.7
8 - 9	157	145	149	131	129	42	38	142.2	40	31.76
9 - 10	91	104	52	48	70	80	38	73	59	31.16
10 - 11	93	101	54	54	53	76	48	71	62	29.9
11 - 12	109	120	59	73	67	92	74	85.6	83	31.28
12 - 13	86	109	65	58	75	78	53	78.6	65.5	31.36
13 - 14	96	132	52	68	79	75	54	85.4	64.5	31.86
14 - 15	156	119	100	87	88	73	49	110	61	31.58
15 - 16	114	112	79	66	86	61	53	91.4	57	31.98
16 - 17	133	124	86	94	91	61	55	105.6	58	32.98
17 - 18	130	132	85	102	75	61	62	104.8	61.5	33.34
18 - 19	115	98	75	79	71	77	43	87.6	60	32.76
19 - 20	69	79	56	59	53	40	237	63.2	138.5	32.7
20 - 21	46	35	30	32	31	21	117	34.8	69	34.02
21 - 22	31	16	14	22	30	12	5	22.6	8.5	35.04
22 - 23	22	11	18	7	17	10	10	15	10	32.42
23 - 24	3	4	8	5	5	13	2	5	7.5	34.52
Totals	1584	1563	1108	1108	1140	907	969			
% of Total	18.9%	18.65%	13.22%	13.22%	13.61%	10.82%	11.56%			

Incoming Direction Weekly Counts
Rectory Lane

from Thu-Sep-12-2019-01-00-PM to Thu-Oct-10-2019-11-59-AM

	23/09/2019	to	29/09/2019							
	Monday	Tuesday	Wednesday	Thursday	Friday	Saturday	Sunday	Week	Weekend	Week Day 85%
Hour	23/09/2019	24/09/2019	25/09/2019	26/09/2019	27/09/2019	28/09/2019	29/09/2019	Day Avg	Avg	Avg Speed
0 - 1	2	1	0	2	3	1	50	1.6	25.5	33.75
1 - 2	1	1	1	0	0	3	336	0.6	169.5	33.33
2 - 3	1	0	0	0	0	3	463	0.2	233	30
3 - 4	0	0	0	1	0	0	71	0.2	35.5	35
4 - 5	3	0	0	58	0	0	1	12.2	0.5	22.2
5 - 6	1	1	3	70	2	0	1	15.4	0.5	28.86
6 - 7	14	9	15	9	8	9	32	11	20.5	32.56
7 - 8	136	142	171	180	138	17	10	153.4	13.5	31.78
8 - 9	166	159	168	214	136	47	112	168.6	79.5	31.68
9 - 10	58	103	55	57	60	58	36	66.6	47	28.86
10 - 11	55	156	121	54	73	75	58	91.8	66.5	29.32
11 - 12	70	161	52	63	77	70	89	84.6	79.5	29.82
12 - 13	50	89	94	70	59	79	94	72.4	86.5	30.92
13 - 14	57	66	48	56	204	88	111	86.2	99.5	30.52
14 - 15	80	79	122	93	98	86	46	94.4	66	31.16
15 - 16	85	176	84	61	178	92	50	116.8	71	30.76
16 - 17	87	125	85	82	128	47	152	101.4	99.5	31.58
17 - 18	88	85	78	85	152	56	51	97.6	53.5	31.7
18 - 19	43	60	60	76	73	41	37	62.4	39	33.28
19 - 20	85	67	35	51	48	29	26	57.2	27.5	31.86
20 - 21	47	41	28	25	29	17	14	34	15.5	32.7
21 - 22	15	15	17	18	25	8	4	18	6	32.76
22 - 23	2	9	14	8	12	8	7	9	7.5	33.92
23 - 24	5	2	4	4	10	37	2	5	19.5	35.66
Totals	1151	1547	1255	1337	1513	871	1853			
% of Total	12.08%	16.24%	13.17%	14.03%	15.88%	9.14%	19.45%			

Incoming Direction Weekly Counts
Rectory Lane

from Thu-Sep-12-2019-01-00-PM to Thu-Oct-10-2019-11-59-AM

	30/09/2019	to	06/10/2019							
	Monday	Tuesday	Wednesday	Thursday	Friday	Saturday	Sunday	Week	Weekend	Week Day 85%
Hour	30/09/2019	01/10/2019	02/10/2019	03/10/2019	04/10/2019	05/10/2019	06/10/2019	Day Avg	Avg	Avg Speed
0 - 1	2	3	2	2	22	4	7	6.2	5.5	30.96
1 - 2	0	0	2	0	219	1	2	44.2	1.5	27.15
2 - 3	1	0	0	1	119	1	2	24.2	1.5	23.1
3 - 4	0	0	0	1	0	0	2	0.2	1	30
4 - 5	0	0	0	0	0	0	2	0	1	0
5 - 6	4	3	1	0	2	1	2	2	1.5	34.38
6 - 7	11	12	11	9	9	10	1	10.4	5.5	33.44
7 - 8	133	153	172	149	100	23	310	141.4	166.5	31.9
8 - 9	159	213	239	200	165	35	86	195.2	60.5	30.46
9 - 10	60	88	58	98	61	96	150	73	123	29.94
10 - 11	67	58	66	84	61	107	122	67.2	114.5	29.84
11 - 12	87	85	50	81	81	82	93	76.8	87.5	30.44
12 - 13	71	71	53	77	83	82	55	71	68.5	31.86
13 - 14	94	67	47	27	68	86	43	60.6	64.5	31.5
14 - 15	92	102	103	83	82	58	51	92.4	54.5	31.52
15 - 16	67	93	80	90	86	58	55	83.2	56.5	32
16 - 17	110	83	92	110	96	42	29	98.2	35.5	31.5
17 - 18	165	86	130	80	85	57	34	109.2	45.5	32.08
18 - 19	80	74	76	85	66	51	21	76.2	36	31.54
19 - 20	77	53	49	47	60	31	26	57.2	28.5	32.68
20 - 21	37	34	25	33	23	28	17	30.4	22.5	33.94
21 - 22	237	17	22	22	14	13	2	62.4	7.5	30.16
22 - 23	66	9	12	10	20	12	4	23.4	8	30.58
23 - 24	5	5	9	104	5	11	2	25.6	6.5	29.4
Totals	1625	1309	1299	1393	1527	889	1118			
% of Total	17.74%	14.29%	14.18%	15.21%	16.67%	9.71%	12.21%			

Incoming Direction Weekly Counts
Rectory Lane

from Thu-Sep-12-2019-01-00-PM to Thu-Oct-10-2019-11-59-AM

	07/10/2019	to	13/10/2019							
	Monday	Tuesday	Wednesday	Thursday	Friday	Saturday	Sunday	Week	Weekend	Week Day 85%
Hour	07/10/2019	08/10/2019	09/10/2019	10/10/2019	11/10/2019	12/10/2019	13/10/2019	Day Avg	Avg	Avg Speed
0 - 1	1	1	0	4	*	*	*	1.5	0	29.43
1 - 2	0	0	1	0	*	*	*	0.25	0	30
2 - 3	0	0	0	0	*	*	*	0	0	0
3 - 4	1	1	0	0	*	*	*	0.5	0	30
4 - 5	0	0	0	0	*	*	*	0	0	0
5 - 6	2	5	2	3	*	*	*	3	0	33.75
6 - 7	11	9	8	11	*	*	*	9.75	0	33.55
7 - 8	133	160	169	178	*	*	*	160	0	31.9
8 - 9	156	180	191	179	*	*	*	176.5	0	31.52
9 - 10	55	63	51	68	*	*	*	59.25	0	31.68
10 - 11	60	50	70	83	*	*	*	65.75	0	30.78
11 - 12	78	72	56	23	*	*	*	57.25	0	30.5
12 - 13	54	71	61	*	*	*	*	62	0	32.37
13 - 14	55	78	72	*	*	*	*	68.33	0	30.3
14 - 15	81	97	109	*	*	*	*	95.67	0	30.67
15 - 16	73	56	73	*	*	*	*	67.33	0	31.03
16 - 17	76	156	73	*	*	*	*	101.67	0	31.33
17 - 18	75	90	89	*	*	*	*	84.67	0	32.6
18 - 19	70	88	63	*	*	*	*	73.67	0	32.3
19 - 20	37	48	41	*	*	*	*	42	0	33.9
20 - 21	32	39	30	*	*	*	*	33.67	0	35.43
21 - 22	17	15	14	*	*	*	*	15.33	0	32.87
22 - 23	5	14	13	*	*	*	*	10.67	0	32.1
23 - 24	3	5	9	*	*	*	*	5.67	0	36.27
Totals	1075	1298	1195	549	0	0	0			
% of Total	26.11%	31.53%	29.03%	13.33%	0%	0%	0%			

Incoming Direction Monthly Counts
Rectory Lane

from Thu-Sep-12-2019-01-00-PM to Thu-Oct-10-2019-11-59-AM

Hour	Sep 2019							Week Day Avg	Weekend Avg	Week Day 85% Avg Speed
	Monday	Tuesday	Wednesday	Thursday	Friday	Saturday	Sunday			
0 - 1	5	4	2	4	9	9	64	4.8	36.5	33.16
1 - 2	4	2	2	0	3	6	344	2.2	175	35
2 - 3	2	2	0	0	0	6	463	0.8	234.5	27.5
3 - 4	1	0	0	1	0	3	75	0.4	39	30
4 - 5	4	0	0	58	2	2	2	12.8	2	26.47
5 - 6	6	2	5	70	5	4	6	17.6	5	27.52
6 - 7	35	27	24	24	41	26	44	30.2	35	33
7 - 8	385	239	283	286	310	56	37	300.6	46.5	32.28
8 - 9	482	304	317	345	397	146	206	369	176	31.66
9 - 10	209	207	107	105	222	243	144	170	193.5	30.08
10 - 11	215	257	175	108	237	285	207	198.4	246	29.42
11 - 12	266	281	111	136	245	311	291	207.8	301	30.72
12 - 13	207	198	159	128	247	295	254	187.8	274.5	30.88
13 - 14	247	198	100	221	392	283	247	231.6	265	31.64
14 - 15	328	198	222	307	327	270	167	276.4	218.5	31.78
15 - 16	266	288	163	238	412	235	189	273.4	212	31.64
16 - 17	330	249	171	302	385	225	303	287.4	264	32.36
17 - 18	383	217	163	340	380	225	180	296.6	202.5	32.72
18 - 19	238	158	135	263	264	223	135	211.6	179	32.78
19 - 20	231	146	91	198	181	138	329	169.4	233.5	32.36
20 - 21	130	76	58	127	121	111	167	102.4	139	33.4
21 - 22	283	31	31	72	105	42	30	104.4	36	32.32
22 - 23	90	20	32	46	56	47	25	48.8	36	32.38
23 - 24	13	6	12	17	29	64	8	15.4	36	35.1
Totals	4360	3110	2363	3396	4370	3255	3917			
% of Total	17.6%	12.56%	9.54%	13.71%	17.64%	13.14%	15.81%			

Incoming Direction Monthly Counts
 Rectory Lane

from Thu-Sep-12-2019-01-00-PM to Thu-Oct-10-2019-11-59-AM

Hour	Oct 2019							Week Day Avg	Weekend Avg	Week Day 85% Avg Speed
	Monday	Tuesday	Wednesday	Thursday	Friday	Saturday	Sunday			
0 - 1	1	4	2	6	22	4	7	7	5.5	28.42
1 - 2	0	0	3	0	219	1	2	44.4	1.5	27.15
2 - 3	0	0	0	1	119	1	2	24	1.5	19.65
3 - 4	1	1	0	1	0	0	2	0.6	1	30
4 - 5	0	0	0	0	0	0	2	0	1	0
5 - 6	2	8	3	3	2	1	2	3.6	1.5	33.5
6 - 7	11	21	19	20	9	10	1	16	5.5	33.4
7 - 8	133	313	341	327	100	23	310	242.8	166.5	31.82
8 - 9	156	393	430	379	165	35	86	304.6	60.5	30.84
9 - 10	55	151	109	166	61	96	150	108.4	123	30.86
10 - 11	60	108	136	167	61	107	122	106.4	114.5	30.48
11 - 12	78	157	106	104	81	82	93	105.2	87.5	30.26
12 - 13	54	142	114	77	83	82	55	94	68.5	32.04
13 - 14	55	145	119	27	68	86	43	82.8	64.5	30.76
14 - 15	81	199	212	83	82	58	51	131.4	54.5	31.06
15 - 16	73	149	153	90	86	58	55	110.2	56.5	31.5
16 - 17	76	239	165	110	96	42	29	137.2	35.5	31.22
17 - 18	75	176	219	80	85	57	34	127	45.5	32.64
18 - 19	70	162	139	85	66	51	21	104.4	36	32
19 - 20	37	101	90	47	60	31	26	67	28.5	33.58
20 - 21	32	73	55	33	23	28	17	43.2	22.5	35.24
21 - 22	17	32	36	22	14	13	2	24.2	7.5	34.4
22 - 23	5	23	25	10	20	12	4	16.6	8	32.22
23 - 24	3	10	18	104	5	11	2	28	6.5	29.76
Totals	1075	2607	2494	1942	1527	889	1118			
% of Total	9.23%	22.37%	21.4%	16.67%	13.11%	7.63%	9.59%			

Incoming Direction Weekly Speeds
Rectory Lane

from Thu-Sep-12-2019-01-00-PM to Thu-Oct-10-2019-11-59-AM

	09/09/2019	to	15/09/2019							
	Monday	Tuesday	Wednesday	Thursday	Friday	Saturday	Sunday	Week	Weekend	Week Day 85%
Hour	09/09/2019	10/09/2019	11/09/2019	12/09/2019	13/09/2019	14/09/2019	15/09/2019	Day Avg	Avg	Avg Speed
0 - 1	*	*	*	*	37	28.67	28.43	37	28.5	40
1 - 2	*	*	*	*	32	29.5	32.83	32	32	40
2 - 3	*	*	*	*	0	22	0	0	22	0
3 - 4	*	*	*	*	0	27	28.67	0	28.25	0
4 - 5	*	*	*	*	37	27	0	37	27	40
5 - 6	*	*	*	*	29.5	25.33	32	29.5	28.67	35
6 - 7	*	*	*	*	26.5	30	28.57	26.5	29.37	32.5
7 - 8	*	*	*	*	28.04	27.79	27.79	28.04	27.79	33.3
8 - 9	*	*	*	*	26.75	28.02	27.95	26.75	27.98	31.4
9 - 10	*	*	*	*	26.8	26.59	28.14	26.8	27.21	31.7
10 - 11	*	*	*	*	25.31	26.49	29.18	25.31	27.64	29.7
11 - 12	*	*	*	*	24.98	25.69	27.26	24.98	26.42	29.9
12 - 13	*	*	*	*	25.76	26.81	28.28	25.76	27.45	29.6
13 - 14	*	*	*	27.24	27.86	27.68	24.71	27.57	26.48	32.35
14 - 15	*	*	*	27.19	27.98	27.22	23.38	27.6	25.7	32.6
15 - 16	*	*	*	27.52	28.74	26.94	25.38	28.22	26.14	33
16 - 17	*	*	*	28.35	28.57	25.56	26.16	28.47	25.83	33.4
17 - 18	*	*	*	27.22	28.82	25.77	27.42	28.02	26.4	33.25
18 - 19	*	*	*	27.76	27.54	27.21	25.16	27.64	26.51	33.3
19 - 20	*	*	*	26.74	29.29	26.46	27.05	27.95	26.75	33.1
20 - 21	*	*	*	28.09	31.07	25.41	27.42	29.47	26.07	34.6
21 - 22	*	*	*	29.28	27.42	29.68	28.57	28.15	29.14	33.75
22 - 23	*	*	*	27.26	29.67	27.76	26.62	28.38	27.51	33.5
23 - 24	*	*	*	28.25	27.86	26.07	28.5	28	26.61	34.15
Totals	0	0	0	304.8	634.6	646.8	609.5			
% of Total	0%	0%	0%	13.88%	28.9%	29.46%	27.76%			

Incoming Direction Weekly Speeds
Rectory Lane

from Thu-Sep-12-2019-01-00-PM to Thu-Oct-10-2019-11-59-AM

	16/09/2019	to	22/09/2019							
	Monday	Tuesday	Wednesday	Thursday	Friday	Saturday	Sunday	Week	Weekend	Week Day 85%
Hour	16/09/2019	17/09/2019	18/09/2019	19/09/2019	20/09/2019	21/09/2019	22/09/2019	Day Avg	Avg	Avg Speed
0 - 1	32	33.67	27	24.5	30.2	35.2	30	29.77	32.17	35
1 - 2	28.67	27	32	0	0	27	37	29	33.67	33.33
2 - 3	0	22	0	0	0	19.5	0	22	19.5	25
3 - 4	22	0	0	0	0	19.5	17	22	18.67	25
4 - 5	27	0	0	0	0	32	22	27	27	30
5 - 6	22	27	29.5	0	27	37	39.5	27	38.67	30
6 - 7	29	28.33	24.78	25.6	27.08	27.12	31.2	27.06	28.69	33.82
7 - 8	26.64	28.06	27.89	28.18	27.41	24.2	27.85	27.61	25.89	32.7
8 - 9	27.57	27.65	27.3	27.9	25.53	26.81	25.55	27.22	26.21	31.76
9 - 10	26.92	25.82	26.75	26.23	25.03	26.8	26.97	26.13	26.86	31.16
10 - 11	25.42	25.72	26.33	24.37	25.74	27.05	23.85	25.53	25.81	29.9
11 - 12	26.45	26.51	27.97	26.34	27	26.62	26.58	26.74	26.6	31.28
12 - 13	26.77	26.66	26.66	24.02	27.15	28.68	28.21	26.39	28.49	31.36
13 - 14	26.76	27.03	27.98	25.74	25.95	26.53	28.59	26.68	27.4	31.86
14 - 15	26.76	28.65	25.72	26.33	27.39	25.67	27.53	27.01	26.42	31.58
15 - 16	27.28	26.26	27.51	28	27.38	28.7	27.13	27.19	27.97	31.98
16 - 17	28.24	26.81	26.77	26.44	28.33	27.74	27.29	27.36	27.53	32.98
17 - 18	28.02	27.99	27.85	29.1	28.49	28.7	27.11	28.26	27.9	33.34
18 - 19	27.96	27.36	27.36	27.78	27.56	27.99	24.07	27.63	26.58	32.76
19 - 20	28.74	27.94	27.93	26.73	27.43	29.25	10.62	27.8	13.31	32.7
20 - 21	27.74	28.71	28.43	27.94	29.42	28.52	9.56	28.39	12.45	34.02
21 - 22	29.81	27.5	30	28.82	28.33	26.33	29.2	28.92	27.18	35.04
22 - 23	27.45	25.91	27.44	27	28.71	29.6	30.7	27.47	30.15	32.42
23 - 24	27.33	28.25	29	26	34	27.23	27	29.08	27.2	34.52
Totals	626.5	600.7	582.2	506.8	554.9	663.6	604.6			
% of Total	15.14%	14.51%	14.07%	12.24%	13.41%	16.03%	14.61%			

Incoming Direction Weekly Speeds
Rectory Lane

from Thu-Sep-12-2019-01-00-PM to Thu-Oct-10-2019-11-59-AM

	23/09/2019	to	29/09/2019							
	Monday	Tuesday	Wednesday	Thursday	Friday	Saturday	Sunday	Week	Weekend	Week Day 85%
Hour	23/09/2019	24/09/2019	25/09/2019	26/09/2019	27/09/2019	28/09/2019	29/09/2019	Day Avg	Avg	Avg Speed
0 - 1	27	32	0	24.5	30.33	27	8.76	28.25	9.12	33.75
1 - 2	27	27	37	0	0	30.33	7.61	30.33	7.81	33.33
2 - 3	27	0	0	0	0	25.33	8.49	27	8.6	30
3 - 4	0	0	0	32	0	0	9.76	32	9.76	35
4 - 5	27	0	0	7.67	0	0	27	8.62	27	22.2
5 - 6	27	32	15.67	7.74	29.5	0	27	9.18	27	28.86
6 - 7	27.5	28.67	26.8	25.89	27.88	28.78	13.81	27.29	17.1	32.56
7 - 8	27.17	26.87	27.35	26.26	27.99	29.76	27	27.09	28.74	31.78
8 - 9	27.3	26.92	26.58	26.45	27.23	23.57	14.81	26.86	17.4	31.68
9 - 10	25.78	15.41	21.35	22.35	24.1	23.09	26.69	20.95	24.47	28.86
10 - 11	26.25	13.16	17.41	25.02	26.75	23.44	27.24	19.41	25.1	29.32
11 - 12	26.7	13.98	26.44	26.32	25.36	24.41	22	21.53	23.06	29.82
12 - 13	28.5	21.15	18.35	27.16	26.29	26.42	19.81	23.44	22.83	30.92
13 - 14	23.79	27.06	26.79	26.23	13.99	23.3	14.62	20.3	18.46	30.52
14 - 15	25.55	26.65	21.18	25.8	26.39	23.15	28.52	24.83	25.02	31.16
15 - 16	27.15	16.07	23.5	28.66	16.77	20.48	27.2	20.28	22.85	30.76
16 - 17	27.24	17.85	26.35	26.63	21.72	26.68	12.87	23.28	16.13	31.58
17 - 18	26.8	26.39	27.31	27.78	18.62	27.34	19.39	24.43	23.55	31.7
18 - 19	27.91	27.75	26.98	28.17	28.52	29.27	26.14	27.91	27.78	33.28
19 - 20	19.53	24.96	28.29	26.8	26.81	30.79	28.23	24.39	29.58	31.86
20 - 21	17.09	28.51	27.79	28.56	27.72	29.24	29.64	25.11	29.42	32.7
21 - 22	28.2	29.6	26.24	25.78	27.28	31.62	19.75	27.32	27.67	32.76
22 - 23	24.5	26.44	27.5	28.88	29.58	26.5	27.71	27.96	27.07	33.92
23 - 24	30	32	28.25	32	29.1	12.43	29.5	29.84	13.31	35.66
Totals	602	520.5	507.1	556.8	512	542.9	503.5			
% of Total	16.08%	13.9%	13.54%	14.87%	13.67%	14.5%	13.45%			

Incoming Direction Weekly Speeds
Rectory Lane

from Thu-Sep-12-2019-01-00-PM to Thu-Oct-10-2019-11-59-AM

	30/09/2019	to	06/10/2019							
	Monday	Tuesday	Wednesday	Thursday	Friday	Saturday	Sunday	Week	Weekend	Week Day 85%
Hour	30/09/2019	01/10/2019	02/10/2019	03/10/2019	04/10/2019	05/10/2019	06/10/2019	Day Avg	Avg	Avg Speed
0 - 1	22	32.33	29.5	32.5	9.45	28.25	26.29	15.26	27	30.96
1 - 2	0	0	34.5	0	7.53	42	42	7.77	42	27.15
2 - 3	27	0	0	27	7.86	27	32	8.17	30.33	23.1
3 - 4	0	0	0	27	0	0	32	27	32	30
4 - 5	0	0	0	0	0	0	32	0	32	0
5 - 6	24.75	25.33	32	0	27	27	34.5	26.1	32	34.38
6 - 7	27.09	27.42	25	27.78	28.78	25	37	27.13	26.09	33.44
7 - 8	27.05	26.52	27.24	27.38	26.98	26.17	8.43	27.04	9.65	31.9
8 - 9	27.08	25.42	26.23	26.95	26.49	27.23	17.93	26.39	20.62	30.46
9 - 10	25.35	25.45	24.74	25.32	26.3	24.73	12.1	25.43	17.03	29.94
10 - 11	25.51	25.76	23.29	25.01	24.61	25.68	16.92	24.83	21.01	29.84
11 - 12	26.14	26.73	25.38	25.06	23.84	25.82	20.41	25.46	22.94	30.44
12 - 13	26.89	26.62	27.23	26.42	27.45	27.33	25.85	26.91	26.74	31.86
13 - 14	26.81	25.84	27.91	24.96	27.84	25.77	26.44	26.83	25.99	31.5
14 - 15	27.95	25.59	27.43	25.06	27.07	26.64	26.29	26.64	26.48	31.52
15 - 16	28.4	26.26	25.42	26.97	27.15	27.59	26.78	26.78	27.19	32
16 - 17	27.3	26.67	26.43	25.72	27.23	26.67	27.76	26.66	27.11	31.5
17 - 18	21.58	27.5	25.18	27.7	27.71	28.47	27.59	25.22	28.14	32.08
18 - 19	22.84	27.22	27.67	24.73	27.26	28.45	26.71	25.84	27.94	31.54
19 - 20	19.96	26.85	27.47	28.98	27.42	29.61	27.81	25.57	28.79	32.68
20 - 21	22.22	28.5	29.56	27.52	30.22	30.04	29.71	27.19	29.91	33.94
21 - 22	9.2	27.59	29.14	30.55	27.5	29.38	34.5	13.93	30.07	30.16
22 - 23	11.03	26.56	29.08	28.5	26.5	28.92	28.25	18.21	28.75	30.58
23 - 24	32.2	26.2	30.56	8.58	29.2	26.18	32	12.54	27.08	29.4
Totals	508.4	536.3	580.9	549.8	541.4	613.9	651.2			
% of Total	12.77%	13.47%	14.59%	13.81%	13.6%	15.42%	16.35%			

Incoming Direction Weekly Speeds
Rectory Lane

from Thu-Sep-12-2019-01-00-PM to Thu-Oct-10-2019-11-59-AM

	07/10/2019	to	13/10/2019							
	Monday	Tuesday	Wednesday	Thursday	Friday	Saturday	Sunday	Week	Weekend	Week Day 85%
Hour	07/10/2019	08/10/2019	09/10/2019	10/10/2019	11/10/2019	12/10/2019	13/10/2019	Day Avg	Avg	Avg Speed
0 - 1	27	22	0	30.75	*	*	*	28.67	*	29.43
1 - 2	0	0	27	0	*	*	*	27	*	30
2 - 3	0	0	0	0	*	*	*	*	*	0
3 - 4	27	27	0	0	*	*	*	27	*	30
4 - 5	0	0	0	0	*	*	*	*	*	0
5 - 6	27	32.2	32	25.67	*	*	*	29.67	*	33.75
6 - 7	27.09	25.89	25.75	28.36	*	*	*	26.9	*	33.55
7 - 8	26.91	27.54	28.15	27.38	*	*	*	27.53	*	31.9
8 - 9	26.6	27.28	27.14	27.03	*	*	*	27.03	*	31.52
9 - 10	26.84	26.94	26.18	25.59	*	*	*	26.36	*	31.68
10 - 11	25.5	26.38	25.69	26.02	*	*	*	25.88	*	30.78
11 - 12	26.37	25.76	24.52	26.26	*	*	*	25.72	*	30.5
12 - 13	26.57	26.97	28.56	*	*	*	*	27.38	*	32.37
13 - 14	26.55	25.95	26.78	*	*	*	*	26.4	*	30.3
14 - 15	26.63	26.56	21.49	*	*	*	*	24.65	*	30.67
15 - 16	26.49	26.27	26.81	*	*	*	*	26.54	*	31.03
16 - 17	26.97	16.28	27.59	*	*	*	*	21.65	*	31.33
17 - 18	27.71	26.84	28.11	*	*	*	*	27.54	*	32.6
18 - 19	26.29	20.99	27.32	*	*	*	*	24.47	*	32.3
19 - 20	27.51	27.62	28.56	*	*	*	*	27.9	*	33.9
20 - 21	30.31	27.28	30.43	*	*	*	*	29.18	*	35.43
21 - 22	27.47	27.13	27.79	*	*	*	*	27.46	*	32.87
22 - 23	26	27.29	29.62	*	*	*	*	28.03	*	32.1
23 - 24	35.33	29	29	*	*	*	*	30.12	*	36.27
Totals	574.1	549.2	548.6	217.2	0	0	0			
% of Total	30.39%	29.07%	29.04%	11.5%	0%	0%	0%			

Incoming Direction Monthly Speeds
Rectory Lane

from Thu-Sep-12-2019-01-00-PM to Thu-Oct-10-2019-11-59-AM

Hour	Sep 2019							Week Day Avg	Weekend Avg	Week Day 85% Avg Speed
	Monday	Tuesday	Wednesday	Thursday	Friday	Saturday	Sunday			
0 - 1	26	33.25	27	24.5	31	32.11	13.23	28.92	15.56	33.16
1 - 2	28.25	27	34.5	0	32	29.5	8.22	30.18	8.58	35
2 - 3	27	22	0	0	0	22.83	8.49	24.5	8.67	27.5
3 - 4	22	0	0	32	0	22	10.61	27	11.05	30
4 - 5	27	0	0	7.67	37	29.5	24.5	9.8	27	26.47
5 - 6	24.67	29.5	21.2	7.74	29	28.25	33.67	11.36	31.5	27.52
6 - 7	27.8	28.44	26.04	25.71	26.95	28.69	18.14	27.07	22.06	33
7 - 8	26.97	27.35	27.56	26.97	27.81	27.43	27.59	27.32	27.49	32.28
8 - 9	27.31	27.27	26.91	27	26.52	26.24	20.36	27.01	22.8	31.66
9 - 10	26.15	20.64	23.97	24.12	25.51	25.82	27.47	24.12	26.44	30.08
10 - 11	25.66	18.1	20.17	24.69	25.85	25.84	27.4	22.67	26.49	29.42
11 - 12	26.41	19.33	27.25	26.33	25.65	25.68	25.48	24.4	25.58	30.72
12 - 13	27.23	24.18	21.75	25.73	26.31	27.2	25.13	25.21	26.24	30.88
13 - 14	26.09	27.04	27.41	26.52	20.26	26.01	21.02	24.47	23.69	31.64
14 - 15	26.8	27.85	23.23	26.52	27.34	25.5	26.01	26.44	25.7	31.78
15 - 16	27.52	20.03	25.44	27.95	23.28	24.87	26.35	24.49	25.53	31.64
16 - 17	27.66	22.31	26.56	27.29	26.23	26.39	19.7	26.14	22.55	32.36
17 - 18	24.97	27.36	27.59	27.92	24.67	26.96	25.04	26.21	26.1	32.72
18 - 19	26.23	27.51	27.19	27.89	27.82	27.86	25.08	27.35	26.81	32.78
19 - 20	22.42	26.57	28.07	26.75	28.09	28.18	15.3	25.97	19.11	32.36
20 - 21	22.32	28.61	28.12	28.14	29.84	26.59	15.1	27.13	19.68	33.4
21 - 22	12.46	28.52	27.94	28.26	27.65	29.1	27.5	19.57	28.43	32.32
22 - 23	15.34	26.15	27.47	27.5	29.36	27.94	28.56	23.33	28.15	32.38
23 - 24	30.23	29.5	28.75	28.47	29.34	18.42	28.38	29.22	19.53	35.1

Incoming Direction Monthly Speeds
Rectory Lane

from Thu-Sep-12-2019-01-00-PM to Thu-Oct-10-2019-11-59-AM

Hour	Oct 2019							Week Day Avg	Weekend Avg	Week Day 85% Avg Speed
	Monday	Tuesday	Wednesday	Thursday	Friday	Saturday	Sunday			
0 - 1	27	29.75	29.5	31.33	9.45	28.25	26.29	17.17	27	28.42
1 - 2	0	0	32	0	7.53	42	42	7.86	42	27.15
2 - 3	0	0	0	27	7.86	27	32	8.02	30.33	19.65
3 - 4	27	27	0	27	0	0	32	27	32	30
4 - 5	0	0	0	0	0	0	32	0	32	0
5 - 6	27	29.62	32	25.67	27	27	34.5	28.78	32	33.5
6 - 7	27.09	26.76	25.32	28.1	28.78	25	37	27.03	26.09	33.4
7 - 8	26.91	27.04	27.7	27.38	26.98	26.17	8.43	27.3	9.65	31.82
8 - 9	26.6	26.27	26.63	26.99	26.49	27.23	17.93	26.61	20.62	30.84
9 - 10	26.84	26.07	25.41	25.43	26.3	24.73	12.1	25.85	17.03	30.86
10 - 11	25.5	26.05	24.52	25.51	24.61	25.68	16.92	25.26	21.01	30.48
11 - 12	26.37	26.29	24.92	25.33	23.84	25.82	20.41	25.46	22.94	30.26
12 - 13	26.57	26.8	27.94	26.42	27.45	27.33	25.85	27.1	26.74	32.04
13 - 14	26.55	25.9	27.23	24.96	27.84	25.77	26.44	26.62	25.99	30.76
14 - 15	26.63	26.06	24.37	25.06	27.07	26.64	26.29	25.59	26.48	31.06
15 - 16	26.49	26.26	26.08	26.97	27.15	27.59	26.78	26.5	27.19	31.5
16 - 17	26.97	19.89	26.95	25.72	27.23	26.67	27.76	24.33	27.11	31.22
17 - 18	27.71	27.16	26.37	27.7	27.71	28.47	27.59	27.1	28.14	32.64
18 - 19	26.29	23.83	27.51	24.73	27.26	28.45	26.71	25.72	27.94	32
19 - 20	27.51	27.22	27.97	28.98	27.42	29.61	27.81	27.73	28.79	33.58
20 - 21	30.31	27.85	30.04	27.52	30.22	30.04	29.71	28.97	29.91	35.24
21 - 22	27.47	27.38	28.61	30.55	27.5	29.38	34.5	28.35	30.07	34.4
22 - 23	26	27	29.36	28.5	26.5	28.92	28.25	27.71	28.75	32.22
23 - 24	35.33	27.6	29.78	8.58	29.2	26.18	32	13.97	27.08	29.76

	09/09/2019	to	15/09/2019							
	Monday	Tuesday	Wednesday	Thursday	Friday	Saturday	Sunday	Week	Weekend	Week Day 85%
Hour	09/09/2019	10/09/2019	11/09/2019	12/09/2019	13/09/2019	14/09/2019	15/09/2019	Day Avg	Avg	Avg Speed
0 - 1	*	*	*	*	40	35	35	40	35	40
1 - 2	*	*	*	*	40	35	40	40	37.5	40
2 - 3	*	*	*	*	0	25	0	0	25	0
3 - 4	*	*	*	*	0	30	35	0	32.5	0
4 - 5	*	*	*	*	40	30	0	40	30	40
5 - 6	*	*	*	*	35	35	35	35	35	35
6 - 7	*	*	*	*	32.5	37.5	35	32.5	36.25	32.5
7 - 8	*	*	*	*	33.3	33	33.3	33.3	33.15	33.3
8 - 9	*	*	*	*	31.4	33.8	33.2	31.4	33.5	31.4
9 - 10	*	*	*	*	31.7	31.4	33.7	31.7	32.55	31.7
10 - 11	*	*	*	*	29.7	30.7	34.2	29.7	32.45	29.7
11 - 12	*	*	*	*	29.9	30.7	32.4	29.9	31.55	29.9
12 - 13	*	*	*	*	29.6	32.5	33.6	29.6	33.05	29.6
13 - 14	*	*	*	31.9	32.8	32.9	29.4	32.35	31.15	32.35
14 - 15	*	*	*	31.6	33.6	32	29.2	32.6	30.6	32.6
15 - 16	*	*	*	32.2	33.8	31.8	30.5	33	31.15	33
16 - 17	*	*	*	33.2	33.6	30.3	31.2	33.4	30.75	33.4
17 - 18	*	*	*	32.5	34	31.8	32.7	33.25	32.25	33.25
18 - 19	*	*	*	33.5	33.1	33.3	29.7	33.3	31.5	33.3
19 - 20	*	*	*	31.7	34.5	30.6	33.3	33.1	31.95	33.1
20 - 21	*	*	*	33.5	35.7	32.5	32.5	34.6	32.5	34.6
21 - 22	*	*	*	35	32.5	37.5	34.3	33.75	35.9	33.75
22 - 23	*	*	*	33	34	34.2	35	33.5	34.6	33.5
23 - 24	*	*	*	35	33.3	31.7	30	34.15	30.85	34.15
Totals	0	0	0	363.1	744	778.2	728.2			
% of Total	0%	0%	0%	13.89%	28.47%	29.78%	27.86%			

	16/09/2019	to	22/09/2019							
	Monday	Tuesday	Wednesday	Thursday	Friday	Saturday	Sunday	Week	Weekend	Week Day 85%
Hour	16/09/2019	17/09/2019	18/09/2019	19/09/2019	20/09/2019	21/09/2019	22/09/2019	Day Avg	Avg	Avg Speed
0 - 1	35	45	30	30	35	35	35	35	35	35
1 - 2	35	30	35	0	0	30	40	33.33	35	33.33
2 - 3	0	25	0	0	0	25	0	25	25	25
3 - 4	25	0	0	0	0	25	20	25	22.5	25
4 - 5	30	0	0	0	0	35	25	30	30	30
5 - 6	25	30	35	0	30	40	45	30	42.5	30
6 - 7	33.3	33.3	35	35	32.5	30	33.8	33.82	31.9	33.82
7 - 8	31.1	33	33.1	33.3	33	30	35	32.7	32.5	32.7
8 - 9	31.9	32.1	32.1	32.9	29.8	33.8	30	31.76	31.9	31.76
9 - 10	31.5	30	32.5	32.1	29.7	30.4	32.2	31.16	31.3	31.16
10 - 11	29.5	30.4	30.6	29	30	32.4	29.4	29.9	30.9	29.9
11 - 12	30.7	30.4	32.5	32.2	30.6	32.2	31.1	31.28	31.65	31.28
12 - 13	32	32.1	31.4	28.8	32.5	33.8	33.9	31.36	33.85	31.36
13 - 14	31.7	32.2	33.5	30.7	31.2	32.8	34	31.86	33.4	31.86
14 - 15	30.7	33.6	29.9	30.9	32.8	32.8	33.2	31.58	33	31.58
15 - 16	31.5	29.8	31.8	33.6	33.2	33.6	33.1	31.98	33.35	31.98
16 - 17	34	32.4	31.9	33.2	33.4	32.7	33.5	32.98	33.1	32.98
17 - 18	32.2	32.2	33.5	34.6	34.2	33.8	33.4	33.34	33.6	33.34
18 - 19	32.5	32.2	32.8	33.1	33.2	33.1	32.9	32.76	33	32.76
19 - 20	33.2	31.8	34.4	30.9	33.2	36	14	32.7	25	32.7
20 - 21	34.2	33.6	35	32.8	34.5	31.7	9.8	34.02	20.75	34.02
21 - 22	35.8	33.3	36.7	35	34.4	32.5	33.3	35.04	32.9	35.04
22 - 23	33	30	33.3	32.5	33.3	33.3	33.3	32.42	33.3	32.42
23 - 24	40	32.5	33.8	28.8	37.5	33.3	35	34.52	34.15	34.52
Totals	738.8	704.9	693.8	609.4	654	778.2	715.9			
% of Total	15.09%	14.4%	14.17%	12.45%	13.36%	15.9%	14.63%			

	23/09/2019	to	29/09/2019							
	Monday	Tuesday	Wednesday	Thursday	Friday	Saturday	Sunday	Week	Weekend	Week Day 85%
Hour	23/09/2019	24/09/2019	25/09/2019	26/09/2019	27/09/2019	28/09/2019	29/09/2019	Day Avg	Avg	Avg Speed
0 - 1	30	35	0	30	40	30	9.5	33.75	19.75	33.75
1 - 2	30	30	40	0	0	40	9.4	33.33	24.7	33.33
2 - 3	30	0	0	0	0	30	11.2	30	20.6	30
3 - 4	0	0	0	35	0	0	13.5	35	13.5	35
4 - 5	35	0	0	9.4	0	0	30	22.2	30	22.2
5 - 6	30	35	35	9.3	35	0	30	28.86	30	28.86
6 - 7	32.5	34	33.8	32.5	30	33.8	20	32.56	26.9	32.56
7 - 8	32.7	31.1	32	29.8	33.3	35	31.7	31.78	33.35	31.78
8 - 9	31.7	31.8	31.3	31	32.6	29.2	27.5	31.68	28.35	31.68
9 - 10	29.8	26.8	29.6	29.1	29	28.3	33.3	28.86	30.8	28.86
10 - 11	31.5	26.3	28.2	29.4	31.2	28.4	32.2	29.32	30.3	29.32
11 - 12	31.4	27.3	31.1	29.8	29.5	29.2	30.4	29.82	29.8	29.82
12 - 13	33.3	29.4	29.6	32.3	30	32.1	31.4	30.92	31.75	30.92
13 - 14	29.5	32.6	31.9	31	27.6	32.6	27.5	30.52	30.05	30.52
14 - 15	30.8	32.1	30.7	31	31.2	31.1	34.2	31.16	32.65	31.16
15 - 16	33	29.2	29.8	33.3	28.5	29.8	33.1	30.76	31.45	30.76
16 - 17	33.2	29.5	31	33.1	31.1	33.5	26.7	31.58	30.1	31.58
17 - 18	31.8	31.9	31.4	32.8	30.6	32.9	29.4	31.7	31.15	31.7
18 - 19	34.1	33.3	32.4	33.3	33.3	34.2	31.4	33.28	32.8	33.28
19 - 20	30	29.8	34.4	32.2	32.9	41.2	33.3	31.86	37.25	31.86
20 - 21	29.5	34.2	33.1	32.5	34.2	36.7	35	32.7	35.85	32.7
21 - 22	35	33.3	32.5	30	33	38.3	22.5	32.76	30.4	32.76
22 - 23	30	33.3	33.8	37.5	35	30	30	33.92	30	33.92
23 - 24	35	40	30	40	33.3	25	35	35.66	30	35.66
Totals	729.8	665.9	641.6	664.3	641.3	681.3	648.2			
% of Total	15.62%	14.25%	13.73%	14.22%	13.73%	14.58%	13.87%			

	30/09/2019	to	06/10/2019							
	Monday	Tuesday	Wednesday	Thursday	Friday	Saturday	Sunday	Week	Weekend	Week Day 85%
Hour	30/09/2019	01/10/2019	02/10/2019	03/10/2019	04/10/2019	05/10/2019	06/10/2019	Day Avg	Avg	Avg Speed
0 - 1	40	35	35	35	9.8	30	35	30.96	32.5	30.96
1 - 2	0	0	45	0	9.3	45	45	27.15	45	27.15
2 - 3	30	0	0	30	9.3	30	35	23.1	32.5	23.1
3 - 4	0	0	0	30	0	0	35	30	35	30
4 - 5	0	0	0	0	0	0	35	0	35	0
5 - 6	27.5	45	35	0	30	30	40	34.38	35	34.38
6 - 7	32.5	33	31.7	35	35	31.7	40	33.44	35.85	33.44
7 - 8	31.9	31	32.1	32.1	32.4	33.3	9.6	31.9	21.45	31.9
8 - 9	30.5	29.8	29.7	31.6	30.7	32.9	29.5	30.46	31.2	30.46
9 - 10	29.6	30.8	29.3	30	30	29.3	26.1	29.94	27.7	29.94
10 - 11	29.7	30.5	28.2	29.4	31.4	29.6	29.3	29.84	29.45	29.84
11 - 12	31.6	32.4	29.1	29.7	29.4	30.4	28.8	30.44	29.6	30.44
12 - 13	32.5	31.8	31.2	31	32.8	33.2	31.5	31.86	32.35	31.86
13 - 14	32.3	29.8	33.6	28.9	32.9	30.8	29.8	31.5	30.3	31.5
14 - 15	32.5	30.9	31.6	29.7	32.9	31.7	33.3	31.52	32.5	31.52
15 - 16	33.9	31.1	30.8	31.8	32.4	32.5	31.2	32	31.85	32
16 - 17	32.5	32.2	30.4	29.7	32.7	33	34.3	31.5	33.65	31.5
17 - 18	31.7	32.5	29.8	32.8	33.6	33.8	35	32.08	34.4	32.08
18 - 19	30	32.9	32.9	29.5	32.4	34.1	33	31.54	33.55	31.54
19 - 20	30	32.5	33.8	34.6	32.5	34.5	33.3	32.68	33.9	32.68
20 - 21	30	34.2	34.4	33.6	37.5	35	35	33.94	35	33.94
21 - 22	9.7	32.5	38.3	38.6	31.7	35	45	30.16	40	30.16
22 - 23	21.7	33.3	33.3	35	29.6	33.3	30	30.58	31.65	30.58
23 - 24	35	30	40	9.5	32.5	30	40	29.4	35	29.4
Totals	635.1	651.2	695.2	647.5	640.8	719.1	799.7			
% of Total	13.26%	13.6%	14.52%	13.52%	13.38%	15.02%	16.7%			

	07/10/2019	to	13/10/2019							
	Monday	Tuesday	Wednesday	Thursday	Friday	Saturday	Sunday	Week	Weekend	Week Day 85%
Hour	07/10/2019	08/10/2019	09/10/2019	10/10/2019	11/10/2019	12/10/2019	13/10/2019	Day Avg	Avg	Avg Speed
0 - 1	30	25	0	33.3	*	*	*	29.43	0	29.43
1 - 2	0	0	30	0	*	*	*	30	0	30
2 - 3	0	0	0	0	*	*	*	0	0	0
3 - 4	30	30	0	0	*	*	*	30	0	30
4 - 5	0	0	0	0	*	*	*	0	0	0
5 - 6	30	40	35	30	*	*	*	33.75	0	33.75
6 - 7	31.7	35	32.5	35	*	*	*	33.55	0	33.55
7 - 8	30.3	32.5	32.8	32	*	*	*	31.9	0	31.9
8 - 9	31.1	31.4	31.2	32.4	*	*	*	31.52	0	31.52
9 - 10	32.9	32	31.9	29.9	*	*	*	31.68	0	31.68
10 - 11	31	30.7	29.7	31.7	*	*	*	30.78	0	30.78
11 - 12	31.6	29.7	29.5	31.2	*	*	*	30.5	0	30.5
12 - 13	31.4	32.3	33.4	*	*	*	*	32.37	0	32.37
13 - 14	29.7	29.8	31.4	*	*	*	*	30.3	0	30.3
14 - 15	30.8	31.2	30	*	*	*	*	30.67	0	30.67
15 - 16	31.5	30.7	30.9	*	*	*	*	31.03	0	31.03
16 - 17	31.4	29.7	32.9	*	*	*	*	31.33	0	31.33
17 - 18	33.2	31.6	33	*	*	*	*	32.6	0	32.6
18 - 19	33.4	30.4	33.1	*	*	*	*	32.3	0	32.3
19 - 20	34	33.5	34.2	*	*	*	*	33.9	0	33.9
20 - 21	35	32.5	38.8	*	*	*	*	35.43	0	35.43
21 - 22	32	33.3	33.3	*	*	*	*	32.87	0	32.87
22 - 23	30	32.5	33.8	*	*	*	*	32.1	0	32.1
23 - 24	40	35	33.8	*	*	*	*	36.27	0	36.27
Totals	671	668.8	651.2	255.5	0	0	0			
% of Total	29.87%	29.77%	28.99%	11.37%	0%	0%	0%			

Incoming Direction Monthly EightyFifthSpeeds
 Rectory Lane

from Thu-Sep-12-2019-01-00-PM to Thu-Oct-10-2019-11-59-AM

Hour	Sep 2019							Week Day Avg	Weekend Avg	Week Day 85% Avg Speed
	Monday	Tuesday	Wednesday	Thursday	Friday	Saturday	Sunday			
0 - 1	35	35	30	27.5	38.3	35	28.3	33.16	31.65	33.16
1 - 2	30	30	40	0	40	35	9.5	35	22.25	35
2 - 3	30	25	0	0	0	27.5	11.2	27.5	19.35	27.5
3 - 4	25	0	0	35	0	30	14.2	30	22.1	30
4 - 5	30	0	0	9.4	40	35	30	26.47	32.5	26.47
5 - 6	28.3	35	32.5	9.3	32.5	35	40	27.52	37.5	27.52
6 - 7	33.3	33.6	33	33	32.1	34.2	30.8	33	32.5	33
7 - 8	31.9	32	32.6	31.6	33.3	33.8	33.1	32.28	33.45	32.28
8 - 9	31.5	32	31.6	31.9	31.3	32.6	29.8	31.66	31.2	31.66
9 - 10	30.2	29.2	30.8	30	30.2	30.2	33	30.08	31.6	30.08
10 - 11	29.8	28.8	29.3	29.2	30	30.1	33	29.42	31.55	29.42
11 - 12	31.1	29.3	32	31.4	29.8	30.5	31.5	30.72	31	30.72
12 - 13	32.7	30.9	30.2	30	30.6	33	33	30.88	33	30.88
13 - 14	31.6	32.4	32.8	31.4	30	32.8	30.2	31.64	31.5	31.64
14 - 15	31.5	33.2	30.3	31.2	32.7	32.1	32.4	31.78	32.25	31.78
15 - 16	32.7	29.6	30.8	32.9	32.2	32	32.4	31.64	32.2	31.64
16 - 17	33.2	31.1	31.3	33.2	33	31.9	30.2	32.36	31.05	32.36
17 - 18	32	32.1	32.9	33.3	33.3	32.7	32.6	32.72	32.65	32.72
18 - 19	32.1	32.7	32.6	33.3	33.2	33.5	31.2	32.78	32.35	32.78
19 - 20	31.6	30.9	34.1	31.6	33.6	33.7	28.8	32.36	31.25	32.36
20 - 21	31.2	34	33.8	33.1	34.9	32.8	28.8	33.4	30.8	33.4
21 - 22	27.1	32.5	34.4	34.3	33.3	37	34	32.32	35.5	32.32
22 - 23	28.2	32	33.6	33.8	34.3	33.8	33	32.38	33.4	32.38
23 - 24	37.5	35	33	35	35	30	33.3	35.1	31.65	35.1

Incoming Direction Monthly EightyFifthSpeeds
 Rectory Lane

from Thu-Sep-12-2019-01-00-PM to Thu-Oct-10-2019-11-59-AM

Hour	Oct 2019							Week Day Avg	Weekend Avg	Week Day 85% Avg Speed
	Monday	Tuesday	Wednesday	Thursday	Friday	Saturday	Sunday			
0 - 1	30	33.3	35	34	9.8	30	35	28.42	32.5	28.42
1 - 2	0	0	45	0	9.3	45	45	27.15	45	27.15
2 - 3	0	0	0	30	9.3	30	35	19.65	32.5	19.65
3 - 4	30	30	0	30	0	0	35	30	35	30
4 - 5	0	0	0	0	0	0	35	0	35	0
5 - 6	30	42.5	35	30	30	30	40	33.5	35	33.5
6 - 7	31.7	33.3	32	35	35	31.7	40	33.4	35.85	33.4
7 - 8	30.3	31.9	32.5	32	32.4	33.3	9.6	31.82	21.45	31.82
8 - 9	31.1	30.4	30	32	30.7	32.9	29.5	30.84	31.2	30.84
9 - 10	32.9	31.1	30.4	29.9	30	29.3	26.1	30.86	27.7	30.86
10 - 11	31	30.9	29.2	29.9	31.4	29.6	29.3	30.48	29.45	30.48
11 - 12	31.6	31.3	29.3	29.7	29.4	30.4	28.8	30.26	29.6	30.26
12 - 13	31.4	32.3	32.7	31	32.8	33.2	31.5	32.04	32.35	32.04
13 - 14	29.7	29.8	32.5	28.9	32.9	30.8	29.8	30.76	30.3	30.76
14 - 15	30.8	31.1	30.8	29.7	32.9	31.7	33.3	31.06	32.5	31.06
15 - 16	31.5	31	30.8	31.8	32.4	32.5	31.2	31.5	31.85	31.5
16 - 17	31.4	30.6	31.7	29.7	32.7	33	34.3	31.22	33.65	31.22
17 - 18	33.2	32.2	31.4	32.8	33.6	33.8	35	32.64	34.4	32.64
18 - 19	33.4	31.9	32.8	29.5	32.4	34.1	33	32	33.55	32
19 - 20	34	33	33.8	34.6	32.5	34.5	33.3	33.58	33.9	33.58
20 - 21	35	33.1	37	33.6	37.5	35	35	35.24	35	35.24
21 - 22	32	33	36.7	38.6	31.7	35	45	34.4	40	34.4
22 - 23	30	32.9	33.6	35	29.6	33.3	30	32.22	31.65	32.22
23 - 24	40	32.5	34.3	9.5	32.5	30	40	29.76	35	29.76

Starting Hour	Count	Average Speed of all Traffic	Violator Counts	Average Speed of Violators
00:00:00	0	N/A	N/A	N/A
01:00:00	0	N/A	N/A	N/A
02:00:00	0	N/A	N/A	N/A
03:00:00	0	N/A	N/A	N/A
04:00:00	0	N/A	N/A	N/A
05:00:00	0	N/A	N/A	N/A
06:00:00	0	N/A	N/A	N/A
07:00:00	0	N/A	N/A	N/A
08:00:00	0	N/A	N/A	N/A
09:00:00	0	N/A	N/A	N/A
10:00:00	0	N/A	N/A	N/A
11:00:00	0	N/A	N/A	N/A
12:00:00	0	N/A	N/A	N/A
13:00:00	90	11.7	19	34.3
14:00:00	123	8.9	23	34.2
15:00:00	107	10.3	27	33.2
16:00:00	130	9.7	41	33.8
17:00:00	153	8.0	39	33.7
18:00:00	111	10.3	33	34.0
19:00:00	87	11.2	16	34.1
20:00:00	74	13.7	23	33.6
21:00:00	33	19.8	13	34.4
22:00:00	33	19.4	10	36.0
23:00:00	10	25.8	3	34.2
00:00:00	1	37.5	1	37.5
01:00:00	2	30.0	1	32.5
02:00:00	1	37.5	1	37.5
03:00:00	0	N/A	N/A	N/A
04:00:00	2	37.5	2	37.5
05:00:00	1	32.5	1	32.5
06:00:00	15	23.0	3	35.8
07:00:00	66	14.5	21	34.4
08:00:00	137	8.1	28	33.4
09:00:00	85	9.1	21	32.5
10:00:00	122	9.1	15	33.8
11:00:00	95	9.7	14	32.5
12:00:00	109	7.6	10	33.0
13:00:00	114	10.2	28	34.1
14:00:00	134	9.2	40	33.9
15:00:00	152	8.7	51	34.4
16:00:00	169	7.9	52	33.9
17:00:00	140	9.9	51	34.4
18:00:00	129	9.5	35	34.2
19:00:00	81	12.7	28	34.1
20:00:00	69	16.2	37	34.9
21:00:00	51	15.3	14	34.6
22:00:00	26	21.4	12	33.8
23:00:00	15	23.3	4	36.3
00:00:00	4	28.8	1	32.5
01:00:00	2	30.0	1	32.5
02:00:00	1	22.5	0	0.0

Starting Hour	Count	Average Speed of all Traffic	Violator Counts	Average Speed of Violators
03:00:00	1	27.5	0	0.0
04:00:00	1	27.5	0	0.0
05:00:00	3	25.8	1	32.5
06:00:00	9	23.6	4	35.0
07:00:00	24	24.0	7	33.9
08:00:00	52	14.5	17	34.3
09:00:00	101	11.3	20	34.0
10:00:00	134	7.9	21	33.5
11:00:00	143	7.7	26	33.1
12:00:00	140	8.8	33	34.0
13:00:00	118	9.5	39	33.1
14:00:00	114	8.4	27	33.4
15:00:00	89	10.8	16	33.8
16:00:00	116	9.5	19	33.3
17:00:00	112	10.7	23	33.2
18:00:00	96	12.1	30	33.7
19:00:00	76	11.9	13	33.7
20:00:00	75	12.4	17	33.7
21:00:00	22	25.9	12	35.0
22:00:00	29	20.4	8	35.0
23:00:00	14	23.6	4	32.5
00:00:00	8	28.1	4	33.8
01:00:00	7	32.5	3	39.2
02:00:00	0	N/A	N/A	N/A
03:00:00	2	27.5	1	32.5
04:00:00	1	32.5	1	32.5
05:00:00	3	32.5	3	32.5
06:00:00	6	24.6	2	35.0
07:00:00	12	26.0	3	35.8
08:00:00	49	15.7	13	33.7
09:00:00	70	13.6	20	34.3
10:00:00	99	11.7	33	34.3
11:00:00	135	8.4	38	33.6
12:00:00	106	10.0	37	33.9
13:00:00	81	11.2	8	34.4
14:00:00	75	10.8	5	33.5
15:00:00	86	12.9	15	33.5
16:00:00	93	11.1	17	33.1
17:00:00	70	13.3	18	33.6
18:00:00	53	15.3	7	33.9
19:00:00	65	14.0	13	35.6
20:00:00	43	16.4	11	37.5
21:00:00	20	22.1	8	34.4
22:00:00	8	21.9	3	34.2
23:00:00	5	22.0	1	32.5
00:00:00	1	32.5	1	32.5
01:00:00	1	27.5	0	0.0
02:00:00	2	30.0	1	32.5
03:00:00	1	22.5	0	0.0
04:00:00	1	27.5	0	0.0
05:00:00	1	22.5	0	0.0

Starting Hour	Count	Average Speed of all Traffic	Violator Counts	Average Speed of Violators
06:00:00	8	28.8	3	32.5
07:00:00	89	9.4	20	33.3
08:00:00	183	6.3	34	33.5
09:00:00	88	11.2	15	34.5
10:00:00	93	10.4	13	33.3
11:00:00	111	9.7	18	33.3
12:00:00	84	12.0	18	33.6
13:00:00	84	11.8	17	33.7
14:00:00	161	6.1	24	32.7
15:00:00	110	9.2	22	34.5
16:00:00	140	9.7	46	34.5
17:00:00	129	9.0	34	33.5
18:00:00	116	9.6	29	33.7
19:00:00	74	9.9	21	33.5
20:00:00	49	16.4	11	36.6
21:00:00	30	22.5	16	34.7
22:00:00	25	18.9	8	33.1
23:00:00	3	20.0	1	37.5
00:00:00	3	34.2	2	37.5
01:00:00	1	27.5	0	0.0
02:00:00	2	22.5	0	0.0
03:00:00	0	N/A	N/A	N/A
04:00:00	0	N/A	N/A	N/A
05:00:00	0	N/A	N/A	N/A
06:00:00	15	22.7	5	32.5
07:00:00	73	12.7	23	33.6
08:00:00	168	7.4	41	33.7
09:00:00	92	10.5	14	32.9
10:00:00	113	9.0	17	33.4
11:00:00	115	8.8	15	34.2
12:00:00	107	10.2	29	33.5
13:00:00	128	9.0	31	33.8
14:00:00	123	8.9	40	33.1
15:00:00	108	8.4	23	33.2
16:00:00	134	9.7	31	34.0
17:00:00	129	7.9	32	33.3
18:00:00	95	9.9	25	33.3
19:00:00	85	11.5	17	33.7
20:00:00	40	16.6	11	34.8
21:00:00	16	20.9	4	33.8
22:00:00	12	19.4	2	32.5
23:00:00	4	28.8	2	32.5
00:00:00	2	27.5	0	0.0
01:00:00	1	32.5	1	32.5
02:00:00	0	N/A	N/A	N/A
03:00:00	0	N/A	N/A	N/A
04:00:00	0	N/A	N/A	N/A
05:00:00	2	30.0	1	32.5
06:00:00	6	29.2	2	35.0
07:00:00	87	9.2	27	33.6
08:00:00	174	6.3	42	33.0

Starting Hour	Count	Average Speed of all Traffic	Violator Counts	Average Speed of Violators
09:00:00	47	17.0	11	34.3
10:00:00	54	13.4	10	34.5
11:00:00	60	13.1	13	33.3
12:00:00	61	12.1	12	32.9
13:00:00	60	15.3	17	34.6
14:00:00	93	10.3	15	33.8
15:00:00	83	12.3	15	35.2
16:00:00	88	12.7	17	35.1
17:00:00	82	13.0	27	33.4
18:00:00	68	13.8	23	33.4
19:00:00	68	15.6	17	35.4
20:00:00	31	19.3	12	34.6
21:00:00	15	25.3	8	34.4
22:00:00	16	22.5	5	37.5
23:00:00	10	23.3	4	32.5
00:00:00	2	25.0	0	0.0
01:00:00	0	N/A	N/A	N/A
02:00:00	0	N/A	N/A	N/A
03:00:00	0	N/A	N/A	N/A
04:00:00	0	N/A	N/A	N/A
05:00:00	0	N/A	N/A	N/A
06:00:00	12	21.9	5	34.5
07:00:00	88	9.4	23	33.6
08:00:00	148	8.4	50	33.6
09:00:00	50	17.0	11	33.9
10:00:00	53	12.0	4	32.5
11:00:00	73	13.8	18	33.1
12:00:00	59	10.4	2	32.5
13:00:00	68	12.7	11	34.3
14:00:00	84	12.4	15	34.8
15:00:00	62	15.0	19	33.6
16:00:00	96	11.3	28	33.9
17:00:00	99	11.8	41	34.0
18:00:00	83	12.1	24	34.2
19:00:00	62	12.6	13	32.5
20:00:00	32	20.4	11	33.0
21:00:00	23	21.8	9	34.2
22:00:00	9	23.9	2	32.5
23:00:00	5	26.5	0	0.0
00:00:00	4	21.9	1	32.5
01:00:00	1	37.5	1	37.5
02:00:00	0	N/A	N/A	N/A
03:00:00	0	N/A	N/A	N/A
04:00:00	0	N/A	N/A	N/A
05:00:00	1	27.5	0	0.0
06:00:00	10	28.5	4	32.5
07:00:00	79	11.1	24	33.8
08:00:00	149	7.6	19	33.3
09:00:00	65	13.6	9	34.2
10:00:00	60	11.4	7	32.5
11:00:00	66	11.8	11	33.4

Starting Hour	Count	Average Speed of all Traffic	Violator Counts	Average Speed of Violators
12:00:00	75	13.0	19	33.3
13:00:00	77	11.3	15	33.2
14:00:00	83	11.7	23	33.8
15:00:00	89	11.0	24	33.8
16:00:00	95	10.1	35	33.5
17:00:00	76	14.5	33	33.7
18:00:00	67	12.9	19	34.6
19:00:00	58	13.9	19	32.8
20:00:00	32	23.7	16	34.7
21:00:00	28	21.2	11	33.9
22:00:00	16	19.4	4	36.3
23:00:00	9	25.3	6	34.2
00:00:00	5	29.0	4	37.5
01:00:00	1	27.5	0	0.0
02:00:00	2	20.0	0	0.0
03:00:00	2	20.0	0	0.0
04:00:00	1	32.5	1	32.5
05:00:00	0	N/A	N/A	N/A
06:00:00	8	25.3	2	37.5
07:00:00	14	18.6	2	32.5
08:00:00	39	17.6	10	34.5
09:00:00	70	12.3	15	32.8
10:00:00	86	10.1	19	33.0
11:00:00	92	11.1	19	34.3
12:00:00	77	13.3	30	33.8
13:00:00	76	12.5	21	33.0
14:00:00	74	14.3	23	33.2
15:00:00	61	14.5	22	33.0
16:00:00	51	17.3	20	34.0
17:00:00	73	13.8	22	34.1
18:00:00	72	12.9	23	33.4
19:00:00	46	19.2	16	34.7
20:00:00	21	17.4	5	36.5
21:00:00	13	22.1	3	35.8
22:00:00	8	25.9	5	32.5
23:00:00	14	22.3	5	33.5
00:00:00	6	27.9	3	37.5
01:00:00	4	30.0	2	37.5
02:00:00	0	N/A	N/A	N/A
03:00:00	1	17.5	0	0.0
04:00:00	1	22.5	0	0.0
05:00:00	2	40.0	2	40.0
06:00:00	3	30.8	2	32.5
07:00:00	14	22.0	5	33.5
08:00:00	34	14.0	5	33.5
09:00:00	39	18.3	10	33.0
10:00:00	46	17.7	7	33.2
11:00:00	76	10.2	11	32.5
12:00:00	54	17.4	17	35.4
13:00:00	51	17.5	19	34.3
14:00:00	54	14.9	19	32.5

Starting Hour	Count	Average Speed of all Traffic	Violator Counts	Average Speed of Violators
15:00:00	50	16.1	16	33.8
16:00:00	55	17.0	20	33.3
17:00:00	62	14.9	23	32.7
18:00:00	39	20.2	11	34.3
19:00:00	215	3.5	12	34.6
20:00:00	145	2.8	5	33.5
21:00:00	7	25.0	4	32.5
22:00:00	9	24.7	4	36.3
23:00:00	3	27.5	1	32.5
00:00:00	1	27.5	0	0.0
01:00:00	2	27.5	0	0.0
02:00:00	1	27.5	0	0.0
03:00:00	0	N/A	N/A	N/A
04:00:00	3	27.5	1	32.5
05:00:00	1	27.5	0	0.0
06:00:00	12	21.0	4	32.5
07:00:00	108	8.8	33	33.4
08:00:00	194	6.1	38	33.3
09:00:00	55	13.7	8	33.1
10:00:00	56	13.4	11	33.0
11:00:00	66	13.0	13	32.5
12:00:00	57	14.0	19	33.6
13:00:00	54	14.0	7	33.9
14:00:00	77	9.8	11	33.4
15:00:00	84	13.3	27	33.4
16:00:00	89	12.5	24	34.2
17:00:00	89	11.6	19	33.8
18:00:00	43	18.4	14	34.6
19:00:00	88	10.4	14	34.6
20:00:00	47	11.1	6	33.3
21:00:00	17	21.6	4	35.0
22:00:00	2	25.0	0	0.0
23:00:00	5	30.5	3	34.2
00:00:00	1	32.5	1	32.5
01:00:00	1	27.5	0	0.0
02:00:00	0	N/A	N/A	N/A
03:00:00	0	N/A	N/A	N/A
04:00:00	0	N/A	N/A	N/A
05:00:00	1	32.5	1	32.5
06:00:00	8	29.4	5	32.5
07:00:00	114	5.9	20	33.0
08:00:00	185	6.7	40	33.3
09:00:00	90	7.6	5	35.5
10:00:00	157	5.0	4	33.8
11:00:00	174	5.1	13	34.4
12:00:00	85	9.6	10	33.0
13:00:00	69	11.8	20	32.8
14:00:00	71	11.1	17	33.1
15:00:00	134	7.7	23	33.4
16:00:00	172	5.4	15	32.8
17:00:00	82	11.3	20	32.5

Starting Hour	Count	Average Speed of all Traffic	Violator Counts	Average Speed of Violators
18:00:00	62	15.0	18	33.9
19:00:00	73	11.1	11	33.0
20:00:00	40	22.1	18	34.2
21:00:00	17	19.0	4	37.5
22:00:00	9	26.9	3	32.5
23:00:00	0	N/A	N/A	N/A
00:00:00	2	32.5	1	37.5
01:00:00	1	37.5	1	37.5
02:00:00	0	N/A	N/A	N/A
03:00:00	0	N/A	N/A	N/A
04:00:00	0	N/A	N/A	N/A
05:00:00	3	13.3	1	32.5
06:00:00	13	22.3	5	35.5
07:00:00	138	6.6	29	34.1
08:00:00	198	6.0	40	33.1
09:00:00	50	15.9	6	33.3
10:00:00	126	8.6	12	33.3
11:00:00	50	13.7	9	32.5
12:00:00	97	7.9	10	34.5
13:00:00	50	16.7	13	33.7
14:00:00	116	7.2	17	32.5
15:00:00	85	10.3	14	32.9
16:00:00	82	11.7	17	33.1
17:00:00	86	9.9	15	33.8
18:00:00	60	12.5	16	32.5
19:00:00	36	20.2	14	34.3
20:00:00	26	19.4	9	33.1
21:00:00	19	22.1	4	33.8
22:00:00	15	24.2	6	33.3
23:00:00	4	28.8	1	32.5
00:00:00	2	25.0	0	0.0
01:00:00	0	N/A	N/A	N/A
02:00:00	0	N/A	N/A	N/A
03:00:00	1	32.5	1	32.5
04:00:00	58	0.6	0	0.0
05:00:00	70	1.0	0	0.0
06:00:00	7	28.2	2	32.5
07:00:00	149	4.5	16	32.8
08:00:00	242	4.9	45	33.1
09:00:00	59	12.4	7	33.2
10:00:00	51	13.2	5	34.5
11:00:00	63	13.8	8	36.3
12:00:00	72	12.1	16	33.8
13:00:00	54	12.9	9	32.5
14:00:00	89	11.8	17	33.1
15:00:00	69	12.9	18	34.7
16:00:00	76	11.9	17	35.4
17:00:00	91	11.0	29	33.0
18:00:00	74	11.9	22	33.4
19:00:00	52	15.2	14	33.9
20:00:00	23	17.4	7	33.2

Starting Hour	Count	Average Speed of all Traffic	Violator Counts	Average Speed of Violators
21:00:00	23	18.5	4	37.5
22:00:00	8	29.4	3	35.8
23:00:00	4	32.5	2	40.0
00:00:00	2	35.0	2	35.0
01:00:00	1	22.5	0	0.0
02:00:00	0	N/A	N/A	N/A
03:00:00	0	N/A	N/A	N/A
04:00:00	0	N/A	N/A	N/A
05:00:00	2	30.0	1	32.5
06:00:00	8	21.3	1	32.5
07:00:00	111	9.1	37	33.9
08:00:00	160	7.5	41	33.4
09:00:00	57	12.2	4	33.8
10:00:00	70	11.3	11	33.0
11:00:00	83	9.5	11	33.4
12:00:00	57	14.0	9	33.1
13:00:00	206	5.2	16	33.4
14:00:00	90	11.0	18	33.9
15:00:00	182	5.3	18	33.6
16:00:00	131	8.5	23	33.4
17:00:00	153	8.4	25	34.3
18:00:00	67	13.7	23	33.8
19:00:00	53	16.9	16	32.8
20:00:00	31	20.2	8	34.4
21:00:00	25	19.5	9	34.2
22:00:00	14	25.7	4	37.5
23:00:00	9	26.1	3	34.2
00:00:00	2	30.0	1	32.5
01:00:00	2	27.5	0	0.0
02:00:00	4	28.8	1	37.5
03:00:00	0	N/A	N/A	N/A
04:00:00	0	N/A	N/A	N/A
05:00:00	0	N/A	N/A	N/A
06:00:00	9	25.6	4	32.5
07:00:00	14	24.5	6	35.0
08:00:00	47	14.2	6	33.3
09:00:00	56	13.0	4	32.5
10:00:00	73	10.3	2	32.5
11:00:00	64	11.8	4	32.5
12:00:00	86	12.5	18	33.9
13:00:00	90	10.7	23	33.4
14:00:00	89	10.6	17	33.1
15:00:00	87	9.7	10	33.5
16:00:00	46	19.1	14	33.9
17:00:00	55	15.9	18	33.3
18:00:00	47	15.0	14	34.6
19:00:00	29	23.4	13	37.5
20:00:00	17	20.6	5	35.5
21:00:00	10	27.0	5	38.5
22:00:00	8	24.1	1	42.5
23:00:00	36	8.6	3	37.5

Starting Hour	Count	Average Speed of all Traffic	Violator Counts	Average Speed of Violators
00:00:00	47	2.8	1	32.5
01:00:00	294	0.4	0	0.0
02:00:00	463	0.6	0	0.0
03:00:00	104	1.6	0	0.0
04:00:00	14	3.4	0	0.0
05:00:00	0	N/A	N/A	N/A
06:00:00	31	5.5	1	42.5
07:00:00	11	28.0	4	32.5
08:00:00	108	5.3	5	33.5
09:00:00	36	19.6	11	33.9
10:00:00	59	14.5	14	33.9
11:00:00	67	13.4	14	33.2
12:00:00	117	8.0	18	33.6
13:00:00	110	7.1	10	34.5
14:00:00	46	19.4	17	34.6
15:00:00	48	17.0	16	33.4
16:00:00	156	4.2	10	33.0
17:00:00	51	11.3	6	34.2
18:00:00	39	16.3	8	33.1
19:00:00	24	19.4	8	33.8
20:00:00	15	23.7	5	35.5
21:00:00	5	17.0	0	0.0
22:00:00	6	28.3	1	32.5
23:00:00	3	29.2	1	32.5
00:00:00	2	22.5	1	37.5
01:00:00	0	N/A	N/A	N/A
02:00:00	1	27.5	0	0.0
03:00:00	0	N/A	N/A	N/A
04:00:00	0	N/A	N/A	N/A
05:00:00	4	18.1	0	0.0
06:00:00	9	25.0	3	34.2
07:00:00	119	6.8	27	33.4
08:00:00	168	6.3	28	33.4
09:00:00	62	12.5	7	33.2
10:00:00	68	10.7	7	32.5
11:00:00	85	11.2	18	33.1
12:00:00	74	14.0	18	34.7
13:00:00	91	10.2	23	32.9
14:00:00	83	10.7	22	32.7
15:00:00	77	15.2	26	34.6
16:00:00	101	10.4	24	33.3
17:00:00	149	7.6	37	33.3
18:00:00	100	7.7	14	32.9
19:00:00	81	10.8	12	32.9
20:00:00	37	15.0	7	33.2
21:00:00	227	2.5	7	33.2
22:00:00	74	4.7	2	32.5
23:00:00	13	13.8	4	36.3
00:00:00	3	21.7	3	32.5
01:00:00	0	N/A	N/A	N/A
02:00:00	0	N/A	N/A	N/A

Starting Hour	Count	Average Speed of all Traffic	Violator Counts	Average Speed of Violators
03:00:00	0	N/A	N/A	N/A
04:00:00	0	N/A	N/A	N/A
05:00:00	3	25.8	1	42.5
06:00:00	10	29.5	5	32.5
07:00:00	128	7.9	26	33.3
08:00:00	224	4.9	28	32.9
09:00:00	97	9.6	17	33.1
10:00:00	63	12.9	9	32.5
11:00:00	77	11.5	17	33.7
12:00:00	71	13.8	20	33.8
13:00:00	75	11.8	10	33.5
14:00:00	94	9.8	17	32.8
15:00:00	96	10.7	16	33.8
16:00:00	85	11.2	18	33.3
17:00:00	87	10.9	28	32.7
18:00:00	75	13.0	21	33.2
19:00:00	54	13.0	14	33.6
20:00:00	34	21.3	9	35.3
21:00:00	19	19.6	6	34.2
22:00:00	9	24.4	3	32.5
23:00:00	5	21.0	1	32.5
00:00:00	2	30.0	1	32.5
01:00:00	2	35.0	1	42.5
02:00:00	0	N/A	N/A	N/A
03:00:00	0	N/A	N/A	N/A
04:00:00	0	N/A	N/A	N/A
05:00:00	1	32.5	1	32.5
06:00:00	8	19.4	3	32.5
07:00:00	139	6.9	31	34.1
08:00:00	264	4.3	33	33.6
09:00:00	63	12.2	6	34.2
10:00:00	66	11.9	4	36.3
11:00:00	53	11.4	3	32.5
12:00:00	48	14.5	10	33.5
13:00:00	53	15.8	15	33.8
14:00:00	97	9.8	20	33.3
15:00:00	80	11.2	14	32.9
16:00:00	90	10.6	14	33.2
17:00:00	135	7.8	18	33.1
18:00:00	78	13.5	22	33.6
19:00:00	45	17.3	15	34.2
20:00:00	32	22.2	14	34.6
21:00:00	22	26.6	9	36.4
22:00:00	11	30.7	4	36.3
23:00:00	10	23.5	5	35.5
00:00:00	2	16.3	2	32.5
01:00:00	0	N/A	N/A	N/A
02:00:00	1	27.5	0	0.0
03:00:00	1	27.5	0	0.0
04:00:00	0	N/A	N/A	N/A
05:00:00	0	N/A	N/A	N/A

Starting Hour	Count	Average Speed of all Traffic	Violator Counts	Average Speed of Violators
06:00:00	8	20.6	3	35.8
07:00:00	120	7.6	30	33.3
08:00:00	220	5.5	43	33.1
09:00:00	102	11.2	18	34.4
10:00:00	85	10.3	7	33.2
11:00:00	78	10.3	9	32.5
12:00:00	80	12.7	13	34.0
13:00:00	25	11.8	1	32.5
14:00:00	81	11.5	8	33.1
15:00:00	94	11.0	19	33.8
16:00:00	101	10.0	15	33.8
17:00:00	92	10.2	24	33.3
18:00:00	85	10.8	10	35.5
19:00:00	48	18.4	19	35.4
20:00:00	30	19.7	9	34.2
21:00:00	25	25.5	12	36.3
22:00:00	10	27.5	3	34.2
23:00:00	104	1.9	2	40.0
00:00:00	18	6.7	2	35.0
01:00:00	211	0.5	0	0.0
02:00:00	132	0.9	1	32.5
03:00:00	0	N/A	N/A	N/A
04:00:00	0	N/A	N/A	N/A
05:00:00	1	27.5	0	0.0
06:00:00	6	30.0	2	35.0
07:00:00	85	10.6	21	33.5
08:00:00	182	6.8	32	33.8
09:00:00	56	12.5	9	33.6
10:00:00	57	11.4	12	32.9
11:00:00	85	9.9	8	33.1
12:00:00	86	10.8	21	33.2
13:00:00	67	12.0	20	34.0
14:00:00	77	13.3	22	33.4
15:00:00	86	11.1	22	33.6
16:00:00	99	11.0	28	33.2
17:00:00	90	13.2	31	33.8
18:00:00	60	12.8	18	33.1
19:00:00	63	12.2	12	34.6
20:00:00	27	22.4	12	35.4
21:00:00	14	21.6	3	32.5
22:00:00	21	18.1	2	35.0
23:00:00	5	24.0	2	32.5
00:00:00	4	28.8	1	32.5
01:00:00	1	42.5	1	42.5
02:00:00	1	27.5	0	0.0
03:00:00	0	N/A	N/A	N/A
04:00:00	0	N/A	N/A	N/A
05:00:00	1	27.5	0	0.0
06:00:00	9	25.8	3	32.5
07:00:00	19	15.1	2	35.0
08:00:00	38	20.1	11	33.9

Starting Hour	Count	Average Speed of all Traffic	Violator Counts	Average Speed of Violators
09:00:00	97	9.6	9	33.1
10:00:00	102	8.8	11	33.4
11:00:00	78	10.8	12	32.5
12:00:00	90	12.5	27	33.2
13:00:00	87	10.9	14	33.2
14:00:00	52	15.1	13	34.4
15:00:00	60	12.7	14	33.2
16:00:00	45	15.3	12	33.8
17:00:00	53	16.6	19	33.8
18:00:00	53	16.2	17	33.7
19:00:00	34	23.7	19	34.3
20:00:00	28	24.1	13	34.8
21:00:00	14	27.7	8	35.0
22:00:00	12	21.5	6	32.5
23:00:00	10	25.3	2	35.0
00:00:00	7	24.6	2	37.5
01:00:00	3	39.2	3	39.2
02:00:00	2	32.5	2	32.5
03:00:00	2	32.5	2	32.5
04:00:00	1	32.5	1	32.5
05:00:00	2	35.0	2	35.0
06:00:00	2	35.0	2	35.0
07:00:00	284	1.5	2	32.5
08:00:00	93	6.4	8	33.8
09:00:00	149	4.6	8	34.4
10:00:00	136	5.7	14	32.5
11:00:00	93	8.4	6	33.3
12:00:00	55	13.5	9	32.5
13:00:00	48	13.8	7	35.4
14:00:00	52	17.3	17	34.0
15:00:00	53	13.3	9	33.1
16:00:00	29	22.1	11	36.1
17:00:00	35	15.5	7	36.1
18:00:00	20	21.3	5	33.5
19:00:00	27	20.5	9	33.6
20:00:00	18	28.5	7	35.4
21:00:00	2	35.0	1	42.5
22:00:00	4	28.8	1	37.5
23:00:00	1	27.5	0	0.0
00:00:00	2	32.5	1	37.5
01:00:00	0	N/A	N/A	N/A
02:00:00	0	N/A	N/A	N/A
03:00:00	1	27.5	0	0.0
04:00:00	0	N/A	N/A	N/A
05:00:00	2	27.5	0	0.0
06:00:00	9	24.4	2	32.5
07:00:00	108	6.8	19	33.0
08:00:00	181	5.8	32	33.0
09:00:00	56	14.8	15	33.8
10:00:00	52	14.8	8	33.1
11:00:00	81	10.5	18	32.8

Starting Hour	Count	Average Speed of all Traffic	Violator Counts	Average Speed of Violators
12:00:00	53	15.1	12	33.8
13:00:00	57	12.2	6	35.8
14:00:00	69	12.6	12	33.3
15:00:00	85	11.7	16	33.1
16:00:00	79	11.8	15	33.2
17:00:00	74	12.3	22	33.9
18:00:00	66	13.6	20	33.8
19:00:00	42	16.4	10	35.0
20:00:00	32	23.4	15	35.2
21:00:00	19	22.5	6	33.3
22:00:00	5	26.5	1	32.5
23:00:00	3	35.8	3	35.8
00:00:00	1	22.5	0	0.0
01:00:00	0	N/A	N/A	N/A
02:00:00	0	N/A	N/A	N/A
03:00:00	1	27.5	0	0.0
04:00:00	0	N/A	N/A	N/A
05:00:00	5	27.0	2	40.0
06:00:00	8	26.9	2	35.0
07:00:00	139	6.6	39	33.4
08:00:00	199	6.2	37	33.4
09:00:00	61	15.0	14	34.3
10:00:00	54	14.0	9	33.6
11:00:00	65	12.3	9	33.1
12:00:00	71	12.9	13	34.0
13:00:00	83	11.4	13	33.3
14:00:00	85	10.4	17	33.4
15:00:00	63	12.0	11	33.4
16:00:00	158	6.7	21	33.2
17:00:00	88	12.5	19	33.6
18:00:00	91	8.0	14	32.9
19:00:00	50	15.2	13	34.4
20:00:00	40	16.0	13	32.5
21:00:00	16	23.0	6	32.5
22:00:00	15	20.2	5	32.5
23:00:00	5	29.5	2	35.0
00:00:00	0	N/A	N/A	N/A
01:00:00	1	27.5	0	0.0
02:00:00	0	N/A	N/A	N/A
03:00:00	0	N/A	N/A	N/A
04:00:00	0	N/A	N/A	N/A
05:00:00	2	32.5	2	32.5
06:00:00	6	28.3	2	32.5
07:00:00	140	6.2	30	33.8
08:00:00	217	5.8	48	33.5
09:00:00	51	16.0	12	33.8
10:00:00	65	13.1	8	33.8
11:00:00	56	12.6	4	32.5
12:00:00	60	15.4	19	33.6
13:00:00	77	11.5	15	33.2
14:00:00	99	9.6	13	34.4

Starting Hour	Count	Average Speed of all Traffic	Violator Counts	Average Speed of Violators
15:00:00	84	9.8	15	32.8
16:00:00	65	14.0	16	33.8
17:00:00	97	10.6	26	33.8
18:00:00	66	14.4	20	33.3
19:00:00	41	22.4	17	35.1
20:00:00	30	19.9	11	37.5
21:00:00	16	26.4	5	34.5
22:00:00	12	19.6	4	32.5
23:00:00	10	18.5	5	33.5

Incoming Direction Histogram

Rectory Lane

from Thu-Sep-12-2019-01-00-PM to Thu-Oct-10-2019-11-59-AM

Date	Starting Hr:min	<15	15 to <20	20 to <25	25 to <30	30 to <35	35 to <40	40 to <45	45 to <50	50 to <55	55 to <60	60 to <65	65 to <70	70 to <75	75 to <80	80 to <85	85 to <90	90 to <95	95 to <100	100 to >105	Total Counts	85pct Speed	10mph Pace	% in pace	# of Speeders	% Speeders
12/09/2019	00:00	*	*	*	*	*	*	*	*	*	*	*	*	*	*	*	*	*	*	*	*	*	*	*	*	*
12/09/2019	01:00	*	*	*	*	*	*	*	*	*	*	*	*	*	*	*	*	*	*	*	*	*	*	*	*	*
12/09/2019	02:00	*	*	*	*	*	*	*	*	*	*	*	*	*	*	*	*	*	*	*	*	*	*	*	*	*
12/09/2019	03:00	*	*	*	*	*	*	*	*	*	*	*	*	*	*	*	*	*	*	*	*	*	*	*	*	*
12/09/2019	04:00	*	*	*	*	*	*	*	*	*	*	*	*	*	*	*	*	*	*	*	*	*	*	*	*	*
12/09/2019	05:00	*	*	*	*	*	*	*	*	*	*	*	*	*	*	*	*	*	*	*	*	*	*	*	*	*
12/09/2019	06:00	*	*	*	*	*	*	*	*	*	*	*	*	*	*	*	*	*	*	*	*	*	*	*	*	*
12/09/2019	07:00	*	*	*	*	*	*	*	*	*	*	*	*	*	*	*	*	*	*	*	*	*	*	*	*	*
12/09/2019	08:00	*	*	*	*	*	*	*	*	*	*	*	*	*	*	*	*	*	*	*	*	*	*	*	*	*
12/09/2019	09:00	*	*	*	*	*	*	*	*	*	*	*	*	*	*	*	*	*	*	*	*	*	*	*	*	*
12/09/2019	10:00	*	*	*	*	*	*	*	*	*	*	*	*	*	*	*	*	*	*	*	*	*	*	*	*	*
12/09/2019	11:00	*	*	*	*	*	*	*	*	*	*	*	*	*	*	*	*	*	*	*	*	*	*	*	*	*
12/09/2019	12:00	*	*	*	*	*	*	*	*	*	*	*	*	*	*	*	*	*	*	*	*	*	*	*	*	*
12/09/2019	13:00	1	3	20	52	16	3	2	0	0	0	0	0	0	0	0	0	0	0	0	97	31.9	25 to 35	90.7	21	21.6
12/09/2019	14:00	0	4	32	67	16	6	2	0	0	0	0	0	0	0	0	0	0	0	0	127	31.6	25 to 35	90.6	24	18.9
12/09/2019	15:00	0	1	26	57	23	4	0	0	0	0	0	0	0	0	0	0	0	0	0	111	32.2	25 to 35	95.5	27	24.3
12/09/2019	16:00	0	2	23	60	34	6	0	0	1	0	0	0	0	0	0	0	0	0	0	126	33.2	25 to 35	92.9	41	32.5
12/09/2019	17:00	2	11	26	73	36	3	1	1	0	0	0	0	0	0	0	0	0	0	0	153	32.5	25 to 35	88.2	41	26.8
12/09/2019	18:00	1	3	22	52	20	10	0	0	0	0	0	0	0	0	0	0	0	0	0	108	33.5	25 to 35	87.0	30	27.8
12/09/2019	19:00	0	1	31	39	12	5	0	0	0	0	0	0	0	0	0	0	0	0	0	88	31.7	25 to 35	93.2	17	19.3
12/09/2019	20:00	0	2	14	30	20	3	1	0	0	0	0	0	0	0	0	0	0	0	0	70	33.5	25 to 35	91.4	24	34.3
12/09/2019	21:00	0	0	3	18	6	5	0	0	0	0	0	0	0	0	0	0	0	0	0	32	35	30 to 40	90.6	11	34.4
12/09/2019	22:00	0	4	7	12	5	1	1	0	1	0	0	0	0	0	0	0	0	0	0	31	33	25 to 35	77.4	8	25.8
12/09/2019	23:00	0	0	2	3	2	1	0	0	0	0	0	0	0	0	0	0	0	0	0	8	35	25 to 35	87.5	3	37.5
24 Hr Summary		4	31	206	463	190	47	7	1	2	0	0	0	0	0	0	0	0	0	0	951	32.7	25 to 35	90.3	247	26.0

Incoming Direction Histogram

Rectory Lane

from Thu-Sep-12-2019-01-00-PM to Thu-Oct-10-2019-11-59-AM

Date	Starting Hr:min	<15	15 to <20	20 to <25	25 to <30	30 to <35	35 to <40	40 to <45	45 to <50	50 to <55	55 to <60	60 to <65	65 to <70	70 to <75	75 to <80	80 to <85	85 to <90	90 to <95	95 to <100	100 to >105	Total Counts	85pct Speed	10mph Pace	% in pace	# of Speeders	% Speeders	
13/09/2019	00:00	0	0	0	0	0	1	0	0	0	0	0	0	0	0	0	0	0	0	0	1	40	30 to 40	100.0	1	100.0	
13/09/2019	01:00	0	0	0	1	1	1	0	0	0	0	0	0	0	0	0	0	0	0	0	3	40	30 to 40	100.0	2	66.7	
13/09/2019	02:00	0	0	0	0	0	0	0	0	0	0	0	0	0	0	0	0	0	0	0	0	0	*	*	*	*	
13/09/2019	03:00	0	0	0	0	0	0	0	0	0	0	0	0	0	0	0	0	0	0	0	0	0	0	*	*	*	*
13/09/2019	04:00	0	0	0	0	0	2	0	0	0	0	0	0	0	0	0	0	0	0	0	2	40	30 to 40	100.0	2	100.0	
13/09/2019	05:00	0	0	0	1	1	0	0	0	0	0	0	0	0	0	0	0	0	0	0	2	35	25 to 35	100.0	1	50.0	
13/09/2019	06:00	0	2	5	9	2	2	0	0	0	0	0	0	0	0	0	0	0	0	0	20	32.5	20 to 30	80.0	4	20.0	
13/09/2019	07:00	0	2	17	29	18	3	1	1	0	0	0	0	0	0	0	0	0	0	0	71	33.3	25 to 35	90.1	23	32.4	
13/09/2019	08:00	0	9	30	67	22	3	1	0	0	0	0	0	0	0	0	0	0	0	0	132	31.4	25 to 35	90.2	26	19.7	
13/09/2019	09:00	0	3	26	42	21	0	0	0	0	0	0	0	0	0	0	0	0	0	0	92	31.7	25 to 35	96.7	21	22.8	
13/09/2019	10:00	1	17	26	53	13	0	0	0	1	0	0	0	0	0	0	0	0	0	0	111	29.7	20 to 30	86.5	14	12.6	
13/09/2019	11:00	2	8	41	36	14	0	0	0	0	0	0	0	0	0	0	0	0	0	0	101	29.9	25 to 35	90.1	14	13.9	
13/09/2019	12:00	0	6	42	52	11	1	1	0	0	0	0	0	0	0	0	0	0	0	0	113	29.6	25 to 35	92.9	13	11.5	
13/09/2019	13:00	0	3	20	57	23	5	1	0	0	0	0	0	0	0	0	0	0	0	0	109	32.8	25 to 35	91.7	29	26.6	
13/09/2019	14:00	1	4	27	68	28	12	1	0	0	0	0	0	0	0	0	0	0	0	0	141	33.6	25 to 35	87.2	41	29.1	
13/09/2019	15:00	0	4	18	77	36	10	3	0	0	0	0	0	0	0	0	0	0	0	0	148	33.8	25 to 35	88.5	49	33.1	
13/09/2019	16:00	0	1	29	82	40	13	1	0	0	0	0	0	0	0	0	0	0	0	0	166	33.6	25 to 35	91.0	54	32.5	
13/09/2019	17:00	0	1	27	73	36	13	2	1	0	0	0	0	0	0	0	0	0	0	0	153	34	25 to 35	88.9	52	34.0	
13/09/2019	18:00	2	5	22	60	21	9	1	0	0	0	0	0	0	0	0	0	0	0	0	120	33.1	25 to 35	85.8	31	25.8	
13/09/2019	19:00	0	0	10	41	19	8	2	0	0	0	0	0	0	0	0	0	0	0	0	80	34.5	25 to 35	87.5	29	36.3	
13/09/2019	20:00	0	0	6	20	25	7	1	1	1	0	0	0	0	0	0	0	0	0	0	61	35.7	30 to 40	85.2	35	57.4	
13/09/2019	21:00	0	1	15	21	10	2	0	1	0	0	0	0	0	0	0	0	0	0	0	50	32.5	25 to 35	92.0	13	26.0	
13/09/2019	22:00	0	0	2	13	10	1	1	0	0	0	0	0	0	0	0	0	0	0	0	27	34	25 to 35	92.6	12	44.4	
13/09/2019	23:00	0	2	1	7	3	0	0	1	0	0	0	0	0	0	0	0	0	0	0	14	33.3	25 to 35	78.6	4	28.6	
24 Hr Summary		6	68	364	809	354	93	16	5	2	0	0	0	0	0	0	0	0	0	0	1717	33	25 to 35	88.9	470	27.4	

Incoming Direction Histogram

Rectory Lane

from Thu-Sep-12-2019-01-00-PM to Thu-Oct-10-2019-11-59-AM

Date	Starting Hr:min	<15	15 to <20	20 to <25	25 to <30	30 to <35	35 to <40	40 to <45	45 to <50	50 to <55	55 to <60	60 to <65	65 to <70	70 to <75	75 to <80	80 to <85	85 to <90	90 to <95	95 to <100	100 to >105	Total Counts	85pct Speed	10mph Pace	% in pace	# of Speeders	% Speeders
14/09/2019	00:00	0	0	0	2	1	0	0	0	0	0	0	0	0	0	0	0	0	0	0	3	35	25 to 35	100.0	1	33.3
14/09/2019	01:00	0	0	0	1	1	0	0	0	0	0	0	0	0	0	0	0	0	0	0	2	35	25 to 35	100.0	1	50.0
14/09/2019	02:00	0	0	1	0	0	0	0	0	0	0	0	0	0	0	0	0	0	0	0	1	25	15 to 25	100.0	*	*
14/09/2019	03:00	0	0	0	1	0	0	0	0	0	0	0	0	0	0	0	0	0	0	0	1	30	20 to 30	100.0	*	*
14/09/2019	04:00	0	0	0	1	0	0	0	0	0	0	0	0	0	0	0	0	0	0	0	1	30	20 to 30	100.0	*	*
14/09/2019	05:00	0	1	0	1	1	0	0	0	0	0	0	0	0	0	0	0	0	0	0	3	35	20 to 30	66.7	1	33.3
14/09/2019	06:00	0	0	1	4	2	2	0	0	0	0	0	0	0	0	0	0	0	0	0	9	37.5	30 to 40	88.9	4	44.4
14/09/2019	07:00	0	2	2	13	5	2	0	0	0	0	0	0	0	0	0	0	0	0	0	24	33	25 to 35	83.3	7	29.2
14/09/2019	08:00	0	2	14	22	13	5	1	0	0	0	0	0	0	0	0	0	0	0	0	57	33.8	25 to 35	86.0	19	33.3
14/09/2019	09:00	1	6	28	50	14	5	1	0	0	0	0	0	0	0	0	0	0	0	0	105	31.4	25 to 35	87.6	20	19.0
14/09/2019	10:00	2	5	33	71	21	2	0	0	0	0	0	0	0	0	0	0	0	0	0	134	30.7	25 to 35	93.3	23	17.2
14/09/2019	11:00	4	7	53	60	22	1	2	0	0	0	0	0	0	0	0	0	0	0	0	149	30.7	25 to 35	90.6	25	16.8
14/09/2019	12:00	5	4	32	62	28	6	1	0	0	0	0	0	0	0	0	0	0	0	0	138	32.5	25 to 35	88.4	35	25.4
14/09/2019	13:00	2	1	25	56	31	5	0	0	0	0	0	0	0	0	0	0	0	0	0	120	32.9	25 to 35	93.3	36	30.0
14/09/2019	14:00	0	1	33	52	20	5	0	0	0	0	0	0	0	0	0	0	0	0	0	111	32	25 to 35	94.6	25	22.5
14/09/2019	15:00	0	4	20	41	14	2	1	0	0	0	0	0	0	0	0	0	0	0	0	82	31.8	25 to 35	91.5	17	20.7
14/09/2019	16:00	3	9	38	48	16	3	0	0	0	0	0	0	0	0	0	0	0	0	0	117	30.3	25 to 35	87.2	19	16.2
14/09/2019	17:00	5	7	28	45	20	3	0	0	0	0	0	0	0	0	0	0	0	0	0	108	31.8	25 to 35	86.1	23	21.3
14/09/2019	18:00	2	2	31	39	23	8	0	0	0	0	0	0	0	0	0	0	0	0	0	105	33.3	25 to 35	88.6	31	29.5
14/09/2019	19:00	0	4	17	37	9	2	0	0	0	0	0	0	0	0	0	0	0	0	0	69	30.6	25 to 35	91.3	11	15.9
14/09/2019	20:00	3	12	17	22	16	2	1	0	0	0	0	0	0	0	0	0	0	0	0	73	32.5	25 to 35	75.3	19	26.0
14/09/2019	21:00	0	0	5	7	6	2	2	0	0	0	0	0	0	0	0	0	0	0	0	22	37.5	25 to 35	81.8	10	45.5
14/09/2019	22:00	0	1	8	11	6	2	1	0	0	0	0	0	0	0	0	0	0	0	0	29	34.2	25 to 35	86.2	9	31.0
14/09/2019	23:00	0	0	6	5	3	0	0	0	0	0	0	0	0	0	0	0	0	0	0	14	31.7	25 to 35	100.0	3	21.4
24 Hr Summary		27	68	392	651	272	57	10	0	0	0	0	0	0	0	0	0	0	0	0	1477	32.2	25 to 35	89.0	339	23.0

Incoming Direction Histogram

Rectory Lane

from Thu-Sep-12-2019-01-00-PM to Thu-Oct-10-2019-11-59-AM

Date	Starting Hr:min	<15	15 to <20	20 to <25	25 to <30	30 to <35	35 to <40	40 to <45	45 to <50	50 to <55	55 to <60	60 to <65	65 to <70	70 to <75	75 to <80	80 to <85	85 to <90	90 to <95	95 to <100	100 to >105	Total Counts	85pct Speed	10mph Pace	% in pace	# of Speeders	% Speeders
15/09/2019	00:00	0	1	1	1	3	1	0	0	0	0	0	0	0	0	0	0	0	0	0	7	35	25 to 35	71.4	4	57.1
15/09/2019	01:00	0	0	0	3	1	1	0	1	0	0	0	0	0	0	0	0	0	0	0	6	40	30 to 40	83.3	3	50.0
15/09/2019	02:00	0	0	0	0	0	0	0	0	0	0	0	0	0	0	0	0	0	0	0	0	0	*	*	*	*
15/09/2019	03:00	0	0	1	0	2	0	0	0	0	0	0	0	0	0	0	0	0	0	0	3	35	25 to 35	100.0	2	66.7
15/09/2019	04:00	0	0	0	0	0	0	0	0	0	0	0	0	0	0	0	0	0	0	0	0	0	*	*	*	*
15/09/2019	05:00	0	0	0	0	3	0	0	0	0	0	0	0	0	0	0	0	0	0	0	3	35	25 to 35	100.0	3	100.0
15/09/2019	06:00	0	0	1	4	1	1	0	0	0	0	0	0	0	0	0	0	0	0	0	7	35	25 to 35	85.7	2	28.6
15/09/2019	07:00	0	1	2	7	3	0	1	0	0	0	0	0	0	0	0	0	0	0	0	14	33.3	25 to 35	85.7	4	28.6
15/09/2019	08:00	1	1	8	31	11	3	1	0	0	0	0	0	0	0	0	0	0	0	0	56	33.2	25 to 35	89.3	15	26.8
15/09/2019	09:00	1	0	14	34	15	5	1	0	0	0	0	0	0	0	0	0	0	0	0	70	33.7	25 to 35	90.0	21	30.0
15/09/2019	10:00	1	1	8	54	26	10	0	1	0	0	0	0	0	0	0	0	0	0	0	101	34.2	30 to 40	89.1	37	36.6
15/09/2019	11:00	2	0	33	62	25	6	0	0	0	0	0	0	0	0	0	0	0	0	0	128	32.4	25 to 35	93.8	31	24.2
15/09/2019	12:00	2	2	15	52	28	7	1	0	0	0	0	0	0	0	0	0	0	0	0	107	33.6	25 to 35	88.8	36	33.6
15/09/2019	13:00	3	7	30	34	6	1	1	0	0	0	0	0	0	0	0	0	0	0	0	82	29.4	20 to 30	86.6	8	9.8
15/09/2019	14:00	11	9	13	33	5	1	0	0	0	0	0	0	0	0	0	0	0	0	0	72	29.2	20 to 30	76.4	6	8.3
15/09/2019	15:00	1	6	35	30	11	3	0	0	0	0	0	0	0	0	0	0	0	0	0	86	30.5	25 to 35	88.4	14	16.3
15/09/2019	16:00	3	6	23	46	16	2	0	0	0	0	0	0	0	0	0	0	0	0	0	96	31.2	25 to 35	88.5	18	18.8
15/09/2019	17:00	1	0	19	29	15	1	2	0	0	0	0	0	0	0	0	0	0	0	0	67	32.7	25 to 35	94.0	18	26.9
15/09/2019	18:00	0	2	27	19	6	1	0	0	0	0	0	0	0	0	0	0	0	0	0	55	29.7	25 to 35	94.5	7	12.7
15/09/2019	19:00	3	1	22	24	9	3	1	1	2	0	0	0	0	0	0	0	0	0	0	66	33.3	25 to 35	83.3	16	24.2
15/09/2019	20:00	0	2	5	22	4	3	0	0	0	0	0	0	0	0	0	0	0	0	0	36	32.5	25 to 35	86.1	7	19.4
15/09/2019	21:00	0	0	6	6	7	1	1	0	0	0	0	0	0	0	0	0	0	0	0	21	34.3	25 to 35	90.5	9	42.9
15/09/2019	22:00	0	0	4	2	1	1	0	0	0	0	0	0	0	0	0	0	0	0	0	8	35	25 to 35	87.5	2	25.0
15/09/2019	23:00	0	0	0	3	1	0	0	0	0	0	0	0	0	0	0	0	0	0	0	4	30	25 to 35	100.0	1	25.0
24 Hr Summary		29	39	267	496	199	51	9	3	2	0	0	0	0	0	0	0	0	0	0	1095	32.5	25 to 35	87.9	264	24.1

Incoming Direction Histogram

Rectory Lane

from Thu-Sep-12-2019-01-00-PM to Thu-Oct-10-2019-11-59-AM

Date	Starting Hr:min	<15	15 to <20	20 to <25	25 to <30	30 to <35	35 to <40	40 to <45	45 to <50	50 to <55	55 to <60	60 to <65	65 to <70	70 to <75	75 to <80	80 to <85	85 to <90	90 to <95	95 to <100	100 to >105	Total Counts	85pct Speed	10mph Pace	% in pace	# of Speeders	% Speeders	
16/09/2019	00:00	0	0	0	0	1	0	0	0	0	0	0	0	0	0	0	0	0	0	0	0	1	35	25 to 35	100.0	1	100.0
16/09/2019	01:00	0	0	0	2	1	0	0	0	0	0	0	0	0	0	0	0	0	0	0	0	3	35	25 to 35	100.0	1	33.3
16/09/2019	02:00	0	0	0	0	0	0	0	0	0	0	0	0	0	0	0	0	0	0	0	0	0	0	*	*	*	*
16/09/2019	03:00	0	0	1	0	0	0	0	0	0	0	0	0	0	0	0	0	0	0	0	0	1	25	15 to 25	100.0	*	*
16/09/2019	04:00	0	0	0	1	0	0	0	0	0	0	0	0	0	0	0	0	0	0	0	0	1	30	20 to 30	100.0	*	*
16/09/2019	05:00	0	0	1	0	0	0	0	0	0	0	0	0	0	0	0	0	0	0	0	0	1	25	15 to 25	100.0	*	*
16/09/2019	06:00	0	0	1	5	3	1	0	0	0	0	0	0	0	0	0	0	0	0	0	0	10	33.3	25 to 35	90.0	4	40.0
16/09/2019	07:00	1	5	28	61	19	2	0	0	0	0	0	0	0	0	0	0	0	0	0	0	116	31.1	25 to 35	93.1	21	18.1
16/09/2019	08:00	0	0	37	86	27	7	0	0	0	0	0	0	0	0	0	0	0	0	0	0	157	31.9	25 to 35	95.5	34	21.7
16/09/2019	09:00	0	4	24	46	10	7	0	0	0	0	0	0	0	0	0	0	0	0	0	0	91	31.5	25 to 35	87.9	17	18.7
16/09/2019	10:00	2	5	29	48	8	1	0	0	0	0	0	0	0	0	0	0	0	0	0	0	93	29.5	25 to 35	91.4	9	9.7
16/09/2019	11:00	1	5	28	57	15	3	0	0	0	0	0	0	0	0	0	0	0	0	0	0	109	30.7	25 to 35	91.7	18	16.5
16/09/2019	12:00	1	3	24	39	15	4	0	0	0	0	0	0	0	0	0	0	0	0	0	0	86	32	25 to 35	90.7	19	22.1
16/09/2019	13:00	0	2	32	42	18	1	0	1	0	0	0	0	0	0	0	0	0	0	0	0	96	31.7	25 to 35	95.8	20	20.8
16/09/2019	14:00	1	1	46	82	22	4	0	0	0	0	0	0	0	0	0	0	0	0	0	0	156	30.7	25 to 35	96.2	26	16.7
16/09/2019	15:00	0	4	24	64	17	4	0	1	0	0	0	0	0	0	0	0	0	0	0	0	114	31.5	25 to 35	92.1	22	19.3
16/09/2019	16:00	1	4	27	58	29	11	2	1	0	0	0	0	0	0	0	0	0	0	0	0	133	34	25 to 35	85.7	43	32.3
16/09/2019	17:00	0	1	20	77	27	4	1	0	0	0	0	0	0	0	0	0	0	0	0	0	130	32.2	25 to 35	95.4	32	24.6
16/09/2019	18:00	1	0	19	67	22	5	1	0	0	0	0	0	0	0	0	0	0	0	0	0	115	32.5	25 to 35	93.9	28	24.3
16/09/2019	19:00	0	0	7	40	19	2	1	0	0	0	0	0	0	0	0	0	0	0	0	0	69	33.2	25 to 35	95.7	22	31.9
16/09/2019	20:00	1	3	8	22	6	4	1	0	1	0	0	0	0	0	0	0	0	0	0	0	46	34.2	25 to 35	78.3	12	26.1
16/09/2019	21:00	0	0	6	9	10	6	0	0	0	0	0	0	0	0	0	0	0	0	0	0	31	35.8	25 to 35	80.6	16	51.6
16/09/2019	22:00	0	0	6	10	5	1	0	0	0	0	0	0	0	0	0	0	0	0	0	0	22	33	25 to 35	95.5	6	27.3
16/09/2019	23:00	0	0	2	0	0	1	0	0	0	0	0	0	0	0	0	0	0	0	0	0	3	40	15 to 25	66.7	1	33.3
24 Hr Summary		9	37	370	816	274	68	6	3	1	0	0	0	0	0	0	0	0	0	0	1584	32.1	25 to 35	92.2	352	22.2	

Incoming Direction Histogram

Rectory Lane

from Thu-Sep-12-2019-01-00-PM to Thu-Oct-10-2019-11-59-AM

Date	Starting Hr:min	<15	15 to <20	20 to <25	25 to <30	30 to <35	35 to <40	40 to <45	45 to <50	50 to <55	55 to <60	60 to <65	65 to <70	70 to <75	75 to <80	80 to <85	85 to <90	90 to <95	95 to <100	100 to >105	Total Counts	85pct Speed	10mph Pace	% in pace	# of Speeders	% Speeders	
17/09/2019	00:00	0	0	0	1	1	0	1	0	0	0	0	0	0	0	0	0	0	0	0	3	45	25 to 35	66.7	2	66.7	
17/09/2019	01:00	0	0	0	1	0	0	0	0	0	0	0	0	0	0	0	0	0	0	0	1	30	20 to 30	100.0	*	*	
17/09/2019	02:00	0	0	2	0	0	0	0	0	0	0	0	0	0	0	0	0	0	0	0	2	25	15 to 25	100.0	*	*	
17/09/2019	03:00	0	0	0	0	0	0	0	0	0	0	0	0	0	0	0	0	0	0	0	0	0	0	*	*	*	*
17/09/2019	04:00	0	0	0	0	0	0	0	0	0	0	0	0	0	0	0	0	0	0	0	0	0	0	*	*	*	*
17/09/2019	05:00	0	0	0	1	0	0	0	0	0	0	0	0	0	0	0	0	0	0	0	1	30	20 to 30	100.0	*	*	
17/09/2019	06:00	0	0	4	7	6	1	0	0	0	0	0	0	0	0	0	0	0	0	0	18	33.3	25 to 35	94.4	7	38.9	
17/09/2019	07:00	0	2	17	50	22	6	0	0	0	0	0	0	0	0	0	0	0	0	0	97	33	25 to 35	91.8	28	28.9	
17/09/2019	08:00	0	5	25	81	28	4	2	0	0	0	0	0	0	0	0	0	0	0	0	145	32.1	25 to 35	92.4	34	23.4	
17/09/2019	09:00	1	7	32	48	15	1	0	0	0	0	0	0	0	0	0	0	0	0	0	104	30	25 to 35	91.3	16	15.4	
17/09/2019	10:00	4	6	26	49	13	3	0	0	0	0	0	0	0	0	0	0	0	0	0	101	30.4	25 to 35	87.1	16	15.8	
17/09/2019	11:00	1	6	34	60	14	1	3	1	0	0	0	0	0	0	0	0	0	0	0	120	30.4	25 to 35	90.0	19	15.8	
17/09/2019	12:00	1	6	29	46	26	1	0	0	0	0	0	0	0	0	0	0	0	0	0	109	32.1	25 to 35	92.7	27	24.8	
17/09/2019	13:00	1	3	40	57	25	4	2	0	0	0	0	0	0	0	0	0	0	0	0	132	32.2	25 to 35	92.4	31	23.5	
17/09/2019	14:00	2	1	16	53	40	6	1	0	0	0	0	0	0	0	0	0	0	0	0	119	33.6	25 to 35	91.6	47	39.5	
17/09/2019	15:00	0	4	35	58	13	2	0	0	0	0	0	0	0	0	0	0	0	0	0	112	29.8	25 to 35	94.6	15	13.4	
17/09/2019	16:00	1	3	42	48	23	7	0	0	0	0	0	0	0	0	0	0	0	0	0	124	32.4	25 to 35	91.1	30	24.2	
17/09/2019	17:00	0	2	19	78	29	3	1	0	0	0	0	0	0	0	0	0	0	0	0	132	32.2	25 to 35	95.5	33	25.0	
17/09/2019	18:00	1	3	20	50	20	4	0	0	0	0	0	0	0	0	0	0	0	0	0	98	32.2	25 to 35	91.8	24	24.5	
17/09/2019	19:00	0	0	14	48	14	1	1	1	0	0	0	0	0	0	0	0	0	0	0	79	31.8	25 to 35	96.2	17	21.5	
17/09/2019	20:00	0	0	3	22	7	3	0	0	0	0	0	0	0	0	0	0	0	0	0	35	33.6	25 to 35	91.4	10	28.6	
17/09/2019	21:00	0	0	4	8	3	1	0	0	0	0	0	0	0	0	0	0	0	0	0	16	33.3	25 to 35	93.8	4	25.0	
17/09/2019	22:00	0	1	3	5	2	0	0	0	0	0	0	0	0	0	0	0	0	0	0	11	30	25 to 35	90.9	2	18.2	
17/09/2019	23:00	0	0	1	1	2	0	0	0	0	0	0	0	0	0	0	0	0	0	0	4	32.5	25 to 35	100.0	2	50.0	
24 Hr Summary		12	49	366	772	303	48	11	2	0	0	0	0	0	0	0	0	0	0	0	1563	32.1	25 to 35	92.2	364	23.3	

Incoming Direction Histogram

Rectory Lane

from Thu-Sep-12-2019-01-00-PM to Thu-Oct-10-2019-11-59-AM

Date	Starting Hr:min	<15	15 to <20	20 to <25	25 to <30	30 to <35	35 to <40	40 to <45	45 to <50	50 to <55	55 to <60	60 to <65	65 to <70	70 to <75	75 to <80	80 to <85	85 to <90	90 to <95	95 to <100	100 to >105	Total Counts	85pct Speed	10mph Pace	% in pace	# of Speeders	% Speeders
18/09/2019	00:00	0	0	0	2	0	0	0	0	0	0	0	0	0	0	0	0	0	0	0	2	30	20 to 30	100.0	*	*
18/09/2019	01:00	0	0	0	0	1	0	0	0	0	0	0	0	0	0	0	0	0	0	0	1	35	25 to 35	100.0	1	100.0
18/09/2019	02:00	0	0	0	0	0	0	0	0	0	0	0	0	0	0	0	0	0	0	0	0	0	*	*	*	*
18/09/2019	03:00	0	0	0	0	0	0	0	0	0	0	0	0	0	0	0	0	0	0	0	0	0	*	*	*	*
18/09/2019	04:00	0	0	0	0	0	0	0	0	0	0	0	0	0	0	0	0	0	0	0	0	0	*	*	*	*
18/09/2019	05:00	0	0	0	1	1	0	0	0	0	0	0	0	0	0	0	0	0	0	0	2	35	25 to 35	100.0	1	50.0
18/09/2019	06:00	1	1	2	3	1	1	0	0	0	0	0	0	0	0	0	0	0	0	0	9	35	20 to 30	66.7	2	22.2
18/09/2019	07:00	1	2	22	52	29	6	0	0	0	0	0	0	0	0	0	0	0	0	0	112	33.1	25 to 35	92.0	35	31.3
18/09/2019	08:00	2	4	27	81	31	4	0	0	0	0	0	0	0	0	0	0	0	0	0	149	32.1	25 to 35	93.3	35	23.5
18/09/2019	09:00	0	4	15	22	6	4	1	0	0	0	0	0	0	0	0	0	0	0	0	52	32.5	25 to 35	82.7	11	21.2
18/09/2019	10:00	1	5	9	30	8	0	1	0	0	0	0	0	0	0	0	0	0	0	0	54	30.6	25 to 35	87.0	9	16.7
18/09/2019	11:00	0	0	11	32	14	2	0	0	0	0	0	0	0	0	0	0	0	0	0	59	32.5	25 to 35	96.6	16	27.1
18/09/2019	12:00	1	1	19	31	11	1	1	0	0	0	0	0	0	0	0	0	0	0	0	65	31.4	25 to 35	93.8	13	20.0
18/09/2019	13:00	0	1	11	25	10	5	0	0	0	0	0	0	0	0	0	0	0	0	0	52	33.5	25 to 35	88.5	15	28.8
18/09/2019	14:00	2	11	23	50	10	4	0	0	0	0	0	0	0	0	0	0	0	0	0	100	29.9	20 to 30	84.0	14	14.0
18/09/2019	15:00	0	3	15	45	11	2	3	0	0	0	0	0	0	0	0	0	0	0	0	79	31.8	25 to 35	89.9	16	20.3
18/09/2019	16:00	0	6	23	41	8	7	1	0	0	0	0	0	0	0	0	0	0	0	0	86	31.9	25 to 35	83.7	16	18.6
18/09/2019	17:00	1	5	13	37	23	6	0	0	0	0	0	0	0	0	0	0	0	0	0	85	33.5	25 to 35	85.9	29	34.1
18/09/2019	18:00	1	2	18	32	20	1	1	0	0	0	0	0	0	0	0	0	0	0	0	75	32.8	25 to 35	93.3	22	29.3
18/09/2019	19:00	0	2	14	25	8	5	1	1	0	0	0	0	0	0	0	0	0	0	0	56	34.4	25 to 35	83.9	15	26.8
18/09/2019	20:00	0	1	9	7	9	3	1	0	0	0	0	0	0	0	0	0	0	0	0	30	35	25 to 35	83.3	13	43.3
18/09/2019	21:00	0	0	2	5	4	3	0	0	0	0	0	0	0	0	0	0	0	0	0	14	36.7	30 to 40	85.7	7	50.0
18/09/2019	22:00	1	1	4	7	3	1	0	0	1	0	0	0	0	0	0	0	0	0	0	18	33.3	25 to 35	77.8	5	27.8
18/09/2019	23:00	0	0	1	3	4	0	0	0	0	0	0	0	0	0	0	0	0	0	0	8	33.8	25 to 35	100.0	4	50.0
24 Hr Summary		11	49	238	531	212	55	10	1	1	0	0	0	0	0	0	0	0	0	0	1108	32.7	25 to 35	88.5	279	25.2

Incoming Direction Histogram

Rectory Lane

from Thu-Sep-12-2019-01-00-PM to Thu-Oct-10-2019-11-59-AM

Date	Starting Hr:min	<15	15 to <20	20 to <25	25 to <30	30 to <35	35 to <40	40 to <45	45 to <50	50 to <55	55 to <60	60 to <65	65 to <70	70 to <75	75 to <80	80 to <85	85 to <90	90 to <95	95 to <100	100 to >105	Total Counts	85pct Speed	10mph Pace	% in pace	# of Speeders	% Speeders	
19/09/2019	00:00	0	0	1	1	0	0	0	0	0	0	0	0	0	0	0	0	0	0	0	2	30	20 to 30	100.0	*	*	
19/09/2019	01:00	0	0	0	0	0	0	0	0	0	0	0	0	0	0	0	0	0	0	0	0	0	0	*	*	*	*
19/09/2019	02:00	0	0	0	0	0	0	0	0	0	0	0	0	0	0	0	0	0	0	0	0	0	0	*	*	*	*
19/09/2019	03:00	0	0	0	0	0	0	0	0	0	0	0	0	0	0	0	0	0	0	0	0	0	0	*	*	*	*
19/09/2019	04:00	0	0	0	0	0	0	0	0	0	0	0	0	0	0	0	0	0	0	0	0	0	0	*	*	*	*
19/09/2019	05:00	0	0	0	0	0	0	0	0	0	0	0	0	0	0	0	0	0	0	0	0	0	0	*	*	*	*
19/09/2019	06:00	2	1	2	5	3	2	0	0	0	0	0	0	0	0	0	0	0	0	0	0	15	35	25 to 35	66.7	5	33.3
19/09/2019	07:00	0	3	20	47	30	5	1	0	0	0	0	0	0	0	0	0	0	0	0	0	106	33.3	25 to 35	91.5	36	34.0
19/09/2019	08:00	0	3	28	62	31	5	2	0	0	0	0	0	0	0	0	0	0	0	0	0	131	32.9	25 to 35	92.4	38	29.0
19/09/2019	09:00	1	5	10	22	7	3	0	0	0	0	0	0	0	0	0	0	0	0	0	0	48	32.1	25 to 35	81.3	10	20.8
19/09/2019	10:00	0	6	24	20	4	0	0	0	0	0	0	0	0	0	0	0	0	0	0	0	54	29	20 to 30	92.6	4	7.4
19/09/2019	11:00	2	5	18	30	16	2	0	0	0	0	0	0	0	0	0	0	0	0	0	0	73	32.2	25 to 35	87.7	18	24.7
19/09/2019	12:00	2	7	22	24	3	0	0	0	0	0	0	0	0	0	0	0	0	0	0	0	58	28.8	20 to 30	91.4	3	5.2
19/09/2019	13:00	1	11	14	31	7	2	1	1	0	0	0	0	0	0	0	0	0	0	0	0	68	30.7	20 to 30	82.4	11	16.2
19/09/2019	14:00	3	6	16	47	11	4	0	0	0	0	0	0	0	0	0	0	0	0	0	0	87	30.9	25 to 35	85.1	15	17.2
19/09/2019	15:00	1	2	10	33	14	6	0	0	0	0	0	0	0	0	0	0	0	0	0	0	66	33.6	25 to 35	86.4	20	30.3
19/09/2019	16:00	5	7	19	35	22	6	0	0	0	0	0	0	0	0	0	0	0	0	0	0	94	33.2	25 to 35	80.9	28	29.8
19/09/2019	17:00	2	1	14	39	34	11	1	0	0	0	0	0	0	0	0	0	0	0	0	0	102	34.6	25 to 35	85.3	46	45.1
19/09/2019	18:00	2	0	12	45	13	7	0	0	0	0	0	0	0	0	0	0	0	0	0	0	79	33.1	25 to 35	88.6	20	25.3
19/09/2019	19:00	1	1	12	34	11	0	0	0	0	0	0	0	0	0	0	0	0	0	0	0	59	30.9	25 to 35	96.6	11	18.6
19/09/2019	20:00	0	1	5	16	9	1	0	0	0	0	0	0	0	0	0	0	0	0	0	0	32	32.8	25 to 35	93.8	10	31.3
19/09/2019	21:00	0	1	3	9	6	3	0	0	0	0	0	0	0	0	0	0	0	0	0	0	22	35	25 to 35	81.8	9	40.9
19/09/2019	22:00	0	0	2	3	2	0	0	0	0	0	0	0	0	0	0	0	0	0	0	0	7	32.5	25 to 35	100.0	2	28.6
19/09/2019	23:00	0	0	1	4	0	0	0	0	0	0	0	0	0	0	0	0	0	0	0	0	5	28.8	20 to 30	100.0	*	*
24 Hr Summary		22	60	233	507	223	57	5	1	0	0	0	0	0	0	0	0	0	0	0	1108	32.7	25 to 35	86.9	286	25.8	

Incoming Direction Histogram

Rectory Lane

from Thu-Sep-12-2019-01-00-PM to Thu-Oct-10-2019-11-59-AM

Date	Starting Hr:min	<15	15 to <20	20 to <25	25 to <30	30 to <35	35 to <40	40 to <45	45 to <50	50 to <55	55 to <60	60 to <65	65 to <70	70 to <75	75 to <80	80 to <85	85 to <90	90 to <95	95 to <100	100 to >105	Total Counts	85pct Speed	10mph Pace	% in pace	# of Speeders	% Speeders
20/09/2019	00:00	0	0	0	3	1	1	0	0	0	0	0	0	0	0	0	0	0	0	0	5	35	30 to 40	100.0	2	40.0
20/09/2019	01:00	0	0	0	0	0	0	0	0	0	0	0	0	0	0	0	0	0	0	0	0	0	*	*	*	*
20/09/2019	02:00	0	0	0	0	0	0	0	0	0	0	0	0	0	0	0	0	0	0	0	0	0	*	*	*	*
20/09/2019	03:00	0	0	0	0	0	0	0	0	0	0	0	0	0	0	0	0	0	0	0	0	0	*	*	*	*
20/09/2019	04:00	0	0	0	0	0	0	0	0	0	0	0	0	0	0	0	0	0	0	0	0	0	*	*	*	*
20/09/2019	05:00	0	0	0	1	0	0	0	0	0	0	0	0	0	0	0	0	0	0	0	1	30	20 to 30	100.0	*	*
20/09/2019	06:00	0	0	4	5	4	0	0	0	0	0	0	0	0	0	0	0	0	0	0	13	32.5	25 to 35	100.0	4	30.8
20/09/2019	07:00	0	7	20	46	22	6	0	0	0	0	0	0	0	0	0	0	0	0	0	101	33	25 to 35	87.1	28	27.7
20/09/2019	08:00	2	11	39	61	14	1	1	0	0	0	0	0	0	0	0	0	0	0	0	129	29.8	25 to 35	88.4	16	12.4
20/09/2019	09:00	4	6	19	33	5	3	0	0	0	0	0	0	0	0	0	0	0	0	0	70	29.7	20 to 30	82.9	8	11.4
20/09/2019	10:00	1	4	14	26	8	0	0	0	0	0	0	0	0	0	0	0	0	0	0	53	30	25 to 35	90.6	8	15.1
20/09/2019	11:00	0	1	16	39	9	2	0	0	0	0	0	0	0	0	0	0	0	0	0	67	30.6	25 to 35	95.5	11	16.4
20/09/2019	12:00	0	6	13	37	16	3	0	0	0	0	0	0	0	0	0	0	0	0	0	75	32.5	25 to 35	88.0	19	25.3
20/09/2019	13:00	0	6	27	31	13	2	0	0	0	0	0	0	0	0	0	0	0	0	0	79	31.2	25 to 35	89.9	15	19.0
20/09/2019	14:00	3	1	18	42	20	3	0	1	0	0	0	0	0	0	0	0	0	0	0	88	32.8	25 to 35	90.9	24	27.3
20/09/2019	15:00	1	2	26	31	20	5	1	0	0	0	0	0	0	0	0	0	0	0	0	86	33.2	25 to 35	89.5	26	30.2
20/09/2019	16:00	0	2	18	38	28	4	1	0	0	0	0	0	0	0	0	0	0	0	0	91	33.4	25 to 35	92.3	33	36.3
20/09/2019	17:00	1	2	14	27	24	6	1	0	0	0	0	0	0	0	0	0	0	0	0	75	34.2	25 to 35	86.7	31	41.3
20/09/2019	18:00	1	2	17	31	14	5	0	1	0	0	0	0	0	0	0	0	0	0	0	71	33.2	25 to 35	87.3	20	28.2
20/09/2019	19:00	2	3	7	22	17	2	0	0	0	0	0	0	0	0	0	0	0	0	0	53	33.2	25 to 35	86.8	19	35.8
20/09/2019	20:00	0	1	5	10	11	2	2	0	0	0	0	0	0	0	0	0	0	0	0	31	34.5	25 to 35	83.9	15	48.4
20/09/2019	21:00	0	1	5	13	8	3	0	0	0	0	0	0	0	0	0	0	0	0	0	30	34.4	25 to 35	86.7	11	36.7
20/09/2019	22:00	0	0	3	9	3	1	1	0	0	0	0	0	0	0	0	0	0	0	0	17	33.3	25 to 35	88.2	5	29.4
20/09/2019	23:00	0	0	0	0	3	2	0	0	0	0	0	0	0	0	0	0	0	0	0	5	37.5	30 to 40	100.0	5	100.0
24 Hr Summary		15	55	265	505	240	51	7	2	0	0	0	0	0	0	0	0	0	0	0	1140	32.7	25 to 35	88.6	300	26.3

Incoming Direction Histogram

Rectory Lane

from Thu-Sep-12-2019-01-00-PM to Thu-Oct-10-2019-11-59-AM

Date	Starting Hr:min	<15	15 to <20	20 to <25	25 to <30	30 to <35	35 to <40	40 to <45	45 to <50	50 to <55	55 to <60	60 to <65	65 to <70	70 to <75	75 to <80	80 to <85	85 to <90	90 to <95	95 to <100	100 to >105	Total Counts	85pct Speed	10mph Pace	% in pace	# of Speeders	% Speeders
21/09/2019	00:00	0	0	0	1	3	0	0	0	1	0	0	0	0	0	0	0	0	0	0	5	35	25 to 35	80.0	4	80.0
21/09/2019	01:00	0	0	0	1	0	0	0	0	0	0	0	0	0	0	0	0	0	0	0	1	30	20 to 30	100.0	*	*
21/09/2019	02:00	0	1	1	0	0	0	0	0	0	0	0	0	0	0	0	0	0	0	0	2	25	15 to 25	100.0	*	*
21/09/2019	03:00	0	1	1	0	0	0	0	0	0	0	0	0	0	0	0	0	0	0	0	2	25	15 to 25	100.0	*	*
21/09/2019	04:00	0	0	0	0	1	0	0	0	0	0	0	0	0	0	0	0	0	0	0	1	35	25 to 35	100.0	1	100.0
21/09/2019	05:00	0	0	0	0	0	1	0	0	0	0	0	0	0	0	0	0	0	0	0	1	40	30 to 40	100.0	1	100.0
21/09/2019	06:00	0	0	2	5	0	1	0	0	0	0	0	0	0	0	0	0	0	0	0	8	30	20 to 30	87.5	1	12.5
21/09/2019	07:00	0	3	5	5	2	0	0	0	0	0	0	0	0	0	0	0	0	0	0	15	30	20 to 30	86.7	2	13.3
21/09/2019	08:00	1	1	14	14	8	4	0	0	0	0	0	0	0	0	0	0	0	0	0	42	33.8	25 to 35	85.7	12	28.6
21/09/2019	09:00	0	2	19	46	12	1	0	0	0	0	0	0	0	0	0	0	0	0	0	80	30.4	25 to 35	96.3	13	16.3
21/09/2019	10:00	2	3	13	39	17	2	0	0	0	0	0	0	0	0	0	0	0	0	0	76	32.4	25 to 35	90.8	19	25.0
21/09/2019	11:00	4	4	20	43	16	3	2	0	0	0	0	0	0	0	0	0	0	0	0	92	32.2	25 to 35	85.9	21	22.8
21/09/2019	12:00	1	0	15	31	25	4	2	0	0	0	0	0	0	0	0	0	0	0	0	78	33.8	25 to 35	91.0	31	39.7
21/09/2019	13:00	3	2	21	28	18	3	0	0	0	0	0	0	0	0	0	0	0	0	0	75	32.8	25 to 35	89.3	21	28.0
21/09/2019	14:00	7	2	17	25	20	2	0	0	0	0	0	0	0	0	0	0	0	0	0	73	32.8	25 to 35	84.9	22	30.1
21/09/2019	15:00	0	1	8	28	21	3	0	0	0	0	0	0	0	0	0	0	0	0	0	61	33.6	25 to 35	93.4	24	39.3
21/09/2019	16:00	0	1	14	30	13	1	2	0	0	0	0	0	0	0	0	0	0	0	0	61	32.7	25 to 35	93.4	16	26.2
21/09/2019	17:00	2	1	4	32	17	3	2	0	0	0	0	0	0	0	0	0	0	0	0	61	33.8	25 to 35	86.9	22	36.1
21/09/2019	18:00	0	3	14	35	21	4	0	0	0	0	0	0	0	0	0	0	0	0	0	77	33.1	25 to 35	90.9	25	32.5
21/09/2019	19:00	0	0	9	16	8	5	1	1	0	0	0	0	0	0	0	0	0	0	0	40	36	25 to 35	82.5	15	37.5
21/09/2019	20:00	0	0	0	17	3	1	0	0	0	0	0	0	0	0	0	0	0	0	0	21	31.7	30 to 40	100.0	4	19.0
21/09/2019	21:00	1	2	0	6	2	0	1	0	0	0	0	0	0	0	0	0	0	0	0	12	32.5	20 to 30	66.7	3	25.0
21/09/2019	22:00	0	0	1	3	6	0	0	0	0	0	0	0	0	0	0	0	0	0	0	10	33.3	25 to 35	100.0	6	60.0
21/09/2019	23:00	0	2	1	6	3	1	0	0	0	0	0	0	0	0	0	0	0	0	0	13	33.3	25 to 35	76.9	4	30.8
24 Hr Summary		21	29	179	411	216	39	10	1	1	0	0	0	0	0	0	0	0	0	0	907	33	25 to 35	88.9	267	29.4

Incoming Direction Histogram

Rectory Lane

from Thu-Sep-12-2019-01-00-PM to Thu-Oct-10-2019-11-59-AM

Date	Starting Hr:min	<15	15 to <20	20 to <25	25 to <30	30 to <35	35 to <40	40 to <45	45 to <50	50 to <55	55 to <60	60 to <65	65 to <70	70 to <75	75 to <80	80 to <85	85 to <90	90 to <95	95 to <100	100 to >105	Total Counts	85pct Speed	10mph Pace	% in pace	# of Speeders	% Speeders
22/09/2019	00:00	0	1	0	3	2	0	0	1	0	0	0	0	0	0	0	0	0	0	0	7	35	25 to 35	71.4	3	42.9
22/09/2019	01:00	0	0	0	0	0	2	0	0	0	0	0	0	0	0	0	0	0	0	0	2	40	30 to 40	100.0	2	100.0
22/09/2019	02:00	0	0	0	0	0	0	0	0	0	0	0	0	0	0	0	0	0	0	0	0	0	*	*	*	*
22/09/2019	03:00	0	1	0	0	0	0	0	0	0	0	0	0	0	0	0	0	0	0	0	1	20	10 to 20	100.0	*	*
22/09/2019	04:00	0	0	1	0	0	0	0	0	0	0	0	0	0	0	0	0	0	0	0	1	25	15 to 25	100.0	*	*
22/09/2019	05:00	0	0	0	0	0	1	1	0	0	0	0	0	0	0	0	0	0	0	0	2	45	35 to 45	100.0	2	100.0
22/09/2019	06:00	0	0	0	1	4	0	0	0	0	0	0	0	0	0	0	0	0	0	0	5	33.8	25 to 35	100.0	4	80.0
22/09/2019	07:00	0	1	2	6	2	2	0	0	0	0	0	0	0	0	0	0	0	0	0	13	35	25 to 35	76.9	4	30.8
22/09/2019	08:00	2	2	8	20	5	1	0	0	0	0	0	0	0	0	0	0	0	0	0	38	30	25 to 35	86.8	6	15.8
22/09/2019	09:00	0	2	9	17	9	1	0	0	0	0	0	0	0	0	0	0	0	0	0	38	32.2	25 to 35	92.1	10	26.3
22/09/2019	10:00	3	3	19	18	5	0	0	0	0	0	0	0	0	0	0	0	0	0	0	48	29.4	25 to 35	87.5	5	10.4
22/09/2019	11:00	1	2	19	38	14	0	0	0	0	0	0	0	0	0	0	0	0	0	0	74	31.1	25 to 35	95.9	14	18.9
22/09/2019	12:00	0	4	8	26	9	3	1	2	0	0	0	0	0	0	0	0	0	0	0	53	33.9	25 to 35	81.1	15	28.3
22/09/2019	13:00	2	0	6	26	15	4	1	0	0	0	0	0	0	0	0	0	0	0	0	54	34	25 to 35	87.0	20	37.0
22/09/2019	14:00	1	1	11	18	17	1	0	0	0	0	0	0	0	0	0	0	0	0	0	49	33.2	25 to 35	93.9	18	36.7
22/09/2019	15:00	0	5	11	21	13	3	0	0	0	0	0	0	0	0	0	0	0	0	0	53	33.1	25 to 35	84.9	16	30.2
22/09/2019	16:00	1	6	8	20	17	3	0	0	0	0	0	0	0	0	0	0	0	0	0	55	33.5	25 to 35	81.8	20	36.4
22/09/2019	17:00	3	4	11	20	22	2	0	0	0	0	0	0	0	0	0	0	0	0	0	62	33.4	25 to 35	85.5	24	38.7
22/09/2019	18:00	8	3	6	16	7	2	1	0	0	0	0	0	0	0	0	0	0	0	0	43	32.9	25 to 35	67.4	10	23.3
22/09/2019	19:00	202	2	7	14	9	2	1	0	0	0	0	0	0	0	0	0	0	0	0	237	14	10 to 20	86.1	12	5.1
22/09/2019	20:00	106	0	2	4	4	1	0	0	0	0	0	0	0	0	0	0	0	0	0	117	9.8	5 to 15	90.6	5	4.3
22/09/2019	21:00	0	0	1	1	3	0	0	0	0	0	0	0	0	0	0	0	0	0	0	5	33.3	25 to 35	100.0	3	60.0
22/09/2019	22:00	0	0	0	6	3	0	0	1	0	0	0	0	0	0	0	0	0	0	0	10	33.3	25 to 35	90.0	4	40.0
22/09/2019	23:00	0	0	1	0	1	0	0	0	0	0	0	0	0	0	0	0	0	0	0	2	35	25 to 35	100.0	1	50.0
24 Hr Summary		329	37	130	275	161	28	5	4	0	0	0	0	0	0	0	0	0	0	0	969	31.6	25 to 35	58.4	198	20.4

Incoming Direction Histogram

Rectory Lane

from Thu-Sep-12-2019-01-00-PM to Thu-Oct-10-2019-11-59-AM

Date	Starting Hr:min	<15	15 to <20	20 to <25	25 to <30	30 to <35	35 to <40	40 to <45	45 to <50	50 to <55	55 to <60	60 to <65	65 to <70	70 to <75	75 to <80	80 to <85	85 to <90	90 to <95	95 to <100	100 to >105	Total Counts	85pct Speed	10mph Pace	% in pace	# of Speeders	% Speeders	
23/09/2019	00:00	0	0	0	2	0	0	0	0	0	0	0	0	0	0	0	0	0	0	0	2	30	20 to 30	100.0	*	*	
23/09/2019	01:00	0	0	0	1	0	0	0	0	0	0	0	0	0	0	0	0	0	0	0	1	30	20 to 30	100.0	*	*	
23/09/2019	02:00	0	0	0	1	0	0	0	0	0	0	0	0	0	0	0	0	0	0	0	1	30	20 to 30	100.0	*	*	
23/09/2019	03:00	0	0	0	0	0	0	0	0	0	0	0	0	0	0	0	0	0	0	0	0	0	0	*	*	*	*
23/09/2019	04:00	0	0	1	1	1	0	0	0	0	0	0	0	0	0	0	0	0	0	0	3	35	25 to 35	100.0	1	33.3	
23/09/2019	05:00	0	0	0	1	0	0	0	0	0	0	0	0	0	0	0	0	0	0	0	1	30	20 to 30	100.0	*	*	
23/09/2019	06:00	0	0	3	7	4	0	0	0	0	0	0	0	0	0	0	0	0	0	0	14	32.5	25 to 35	100.0	4	28.6	
23/09/2019	07:00	0	11	26	63	30	6	0	0	0	0	0	0	0	0	0	0	0	0	0	136	32.7	25 to 35	87.5	36	26.5	
23/09/2019	08:00	2	6	26	97	30	4	1	0	0	0	0	0	0	0	0	0	0	0	0	166	31.7	25 to 35	92.2	35	21.1	
23/09/2019	09:00	1	5	13	31	7	1	0	0	0	0	0	0	0	0	0	0	0	0	0	58	29.8	25 to 35	87.9	8	13.8	
23/09/2019	10:00	1	1	18	24	10	1	0	0	0	0	0	0	0	0	0	0	0	0	0	55	31.5	25 to 35	94.5	11	20.0	
23/09/2019	11:00	0	3	17	36	14	0	0	0	0	0	0	0	0	0	0	0	0	0	0	70	31.4	25 to 35	95.7	14	20.0	
23/09/2019	12:00	0	2	6	24	15	2	1	0	0	0	0	0	0	0	0	0	0	0	0	50	33.3	25 to 35	90.0	18	36.0	
23/09/2019	13:00	3	13	14	20	5	2	0	0	0	0	0	0	0	0	0	0	0	0	0	57	29.5	20 to 30	82.5	7	12.3	
23/09/2019	14:00	2	3	32	29	12	2	0	0	0	0	0	0	0	0	0	0	0	0	0	80	30.8	25 to 35	91.3	14	17.5	
23/09/2019	15:00	2	3	20	35	20	4	1	0	0	0	0	0	0	0	0	0	0	0	0	85	33	25 to 35	88.2	25	29.4	
23/09/2019	16:00	3	2	19	39	17	7	0	0	0	0	0	0	0	0	0	0	0	0	0	87	33.2	25 to 35	86.2	24	27.6	
23/09/2019	17:00	3	3	18	46	14	3	1	0	0	0	0	0	0	0	0	0	0	0	0	88	31.8	25 to 35	88.6	18	20.5	
23/09/2019	18:00	0	4	7	17	11	2	2	0	0	0	0	0	0	0	0	0	0	0	0	43	34.1	25 to 35	81.4	15	34.9	
23/09/2019	19:00	36	1	14	21	8	4	1	0	0	0	0	0	0	0	0	0	0	0	0	85	30	25 to 35	50.6	13	15.3	
23/09/2019	20:00	24	1	5	11	5	1	0	0	0	0	0	0	0	0	0	0	0	0	0	47	29.5	10 to 20	53.2	6	12.8	
23/09/2019	21:00	0	0	3	8	2	2	0	0	0	0	0	0	0	0	0	0	0	0	0	15	35	25 to 35	86.7	4	26.7	
23/09/2019	22:00	0	0	1	1	0	0	0	0	0	0	0	0	0	0	0	0	0	0	0	2	30	20 to 30	100.0	*	*	
23/09/2019	23:00	0	0	1	1	2	1	0	0	0	0	0	0	0	0	0	0	0	0	0	5	35	25 to 35	80.0	3	60.0	
24 Hr Summary		77	58	244	516	207	42	7	0	0	0	0	0	0	0	0	0	0	0	0	1151	32	25 to 35	84.0	256	22.2	

Incoming Direction Histogram

Rectory Lane

from Thu-Sep-12-2019-01-00-PM to Thu-Oct-10-2019-11-59-AM

Date	Starting Hr:min	<15	15 to <20	20 to <25	25 to <30	30 to <35	35 to <40	40 to <45	45 to <50	50 to <55	55 to <60	60 to <65	65 to <70	70 to <75	75 to <80	80 to <85	85 to <90	90 to <95	95 to <100	100 to >105	Total Counts	85pct Speed	10mph Pace	% in pace	# of Speeders	% Speeders
24/09/2019	00:00	0	0	0	0	1	0	0	0	0	0	0	0	0	0	0	0	0	0	0	1	35	25 to 35	100.0	1	100.0
24/09/2019	01:00	0	0	0	1	0	0	0	0	0	0	0	0	0	0	0	0	0	0	0	1	30	20 to 30	100.0	*	*
24/09/2019	02:00	0	0	0	0	0	0	0	0	0	0	0	0	0	0	0	0	0	0	0	0	0	*	*	*	*
24/09/2019	03:00	0	0	0	0	0	0	0	0	0	0	0	0	0	0	0	0	0	0	0	0	0	*	*	*	*
24/09/2019	04:00	0	0	0	0	0	0	0	0	0	0	0	0	0	0	0	0	0	0	0	0	0	*	*	*	*
24/09/2019	05:00	0	0	0	0	1	0	0	0	0	0	0	0	0	0	0	0	0	0	0	1	35	25 to 35	100.0	1	100.0
24/09/2019	06:00	0	0	2	2	5	0	0	0	0	0	0	0	0	0	0	0	0	0	0	9	34	25 to 35	100.0	5	55.6
24/09/2019	07:00	0	6	33	77	23	3	0	0	0	0	0	0	0	0	0	0	0	0	0	142	31.1	25 to 35	93.7	26	18.3
24/09/2019	08:00	1	6	41	76	30	5	0	0	0	0	0	0	0	0	0	0	0	0	0	159	31.8	25 to 35	92.5	35	22.0
24/09/2019	09:00	61	2	19	17	3	0	0	1	0	0	0	0	0	0	0	0	0	0	0	103	26.8	10 to 20	61.2	4	3.9
24/09/2019	10:00	109	2	16	23	5	1	0	0	0	0	0	0	0	0	0	0	0	0	0	156	26.3	10 to 20	71.2	6	3.8
24/09/2019	11:00	110	3	14	22	9	1	2	0	0	0	0	0	0	0	0	0	0	0	0	161	27.3	10 to 20	70.2	12	7.5
24/09/2019	12:00	26	0	21	33	8	1	0	0	0	0	0	0	0	0	0	0	0	0	0	89	29.4	25 to 35	69.7	9	10.1
24/09/2019	13:00	1	1	20	24	19	1	0	0	0	0	0	0	0	0	0	0	0	0	0	66	32.6	25 to 35	95.5	20	30.3
24/09/2019	14:00	0	7	19	34	17	2	0	0	0	0	0	0	0	0	0	0	0	0	0	79	32.1	25 to 35	88.6	19	24.1
24/09/2019	15:00	114	1	13	26	18	4	0	0	0	0	0	0	0	0	0	0	0	0	0	176	29.2	10 to 20	65.3	22	12.5
24/09/2019	16:00	60	3	10	37	14	1	0	0	0	0	0	0	0	0	0	0	0	0	0	125	29.5	10 to 20	50.4	15	12.0
24/09/2019	17:00	4	3	16	41	21	0	0	0	0	0	0	0	0	0	0	0	0	0	0	85	31.9	25 to 35	91.8	21	24.7
24/09/2019	18:00	1	2	11	27	15	3	1	0	0	0	0	0	0	0	0	0	0	0	0	60	33.3	25 to 35	88.3	19	31.7
24/09/2019	19:00	3	4	24	27	8	1	0	0	0	0	0	0	0	0	0	0	0	0	0	67	29.8	25 to 35	88.1	9	13.4
24/09/2019	20:00	1	2	5	16	13	2	2	0	0	0	0	0	0	0	0	0	0	0	0	41	34.2	25 to 35	82.9	17	41.5
24/09/2019	21:00	0	0	1	10	3	0	0	0	1	0	0	0	0	0	0	0	0	0	0	15	33.3	25 to 35	93.3	4	26.7
24/09/2019	22:00	0	0	4	2	3	0	0	0	0	0	0	0	0	0	0	0	0	0	0	9	33.3	25 to 35	100.0	3	33.3
24/09/2019	23:00	0	0	0	1	0	1	0	0	0	0	0	0	0	0	0	0	0	0	0	2	40	30 to 40	100.0	1	50.0
24 Hr Summary		491	42	269	496	216	26	5	1	1	0	0	0	0	0	0	0	0	0	0	1547	30.4	25 to 35	63.4	249	16.1

Incoming Direction Histogram

Rectory Lane

from Thu-Sep-12-2019-01-00-PM to Thu-Oct-10-2019-11-59-AM

Date	Starting Hr:min	<15	15 to <20	20 to <25	25 to <30	30 to <35	35 to <40	40 to <45	45 to <50	50 to <55	55 to <60	60 to <65	65 to <70	70 to <75	75 to <80	80 to <85	85 to <90	90 to <95	95 to <100	100 to >105	Total Counts	85pct Speed	10mph Pace	% in pace	# of Speeders	% Speeders	
25/09/2019	00:00	0	0	0	0	0	0	0	0	0	0	0	0	0	0	0	0	0	0	0	0	0	*	*	*	*	
25/09/2019	01:00	0	0	0	0	0	1	0	0	0	0	0	0	0	0	0	0	0	0	0	0	1	40	30 to 40	100.0	1	100.0
25/09/2019	02:00	0	0	0	0	0	0	0	0	0	0	0	0	0	0	0	0	0	0	0	0	0	0	*	*	*	*
25/09/2019	03:00	0	0	0	0	0	0	0	0	0	0	0	0	0	0	0	0	0	0	0	0	0	0	*	*	*	*
25/09/2019	04:00	0	0	0	0	0	0	0	0	0	0	0	0	0	0	0	0	0	0	0	0	0	0	*	*	*	*
25/09/2019	05:00	2	0	0	0	1	0	0	0	0	0	0	0	0	0	0	0	0	0	0	0	3	35	5 to 15	66.7	1	33.3
25/09/2019	06:00	2	0	3	5	4	0	0	1	0	0	0	0	0	0	0	0	0	0	0	0	15	33.8	25 to 35	80.0	5	33.3
25/09/2019	07:00	0	9	32	93	28	8	1	0	0	0	0	0	0	0	0	0	0	0	0	0	171	32	25 to 35	89.5	37	21.6
25/09/2019	08:00	3	10	35	87	30	2	1	0	0	0	0	0	0	0	0	0	0	0	0	0	168	31.3	25 to 35	90.5	33	19.6
25/09/2019	09:00	13	4	18	13	6	1	0	0	0	0	0	0	0	0	0	0	0	0	0	0	55	29.6	25 to 35	67.3	7	12.7
25/09/2019	10:00	55	11	23	22	9	0	1	0	0	0	0	0	0	0	0	0	0	0	0	0	121	28.2	10 to 20	54.5	10	8.3
25/09/2019	11:00	1	3	12	26	9	0	1	0	0	0	0	0	0	0	0	0	0	0	0	0	52	31.1	25 to 35	90.4	10	19.2
25/09/2019	12:00	44	1	10	27	9	3	0	0	0	0	0	0	0	0	0	0	0	0	0	0	94	29.6	25 to 35	48.9	12	12.8
25/09/2019	13:00	0	4	9	25	8	2	0	0	0	0	0	0	0	0	0	0	0	0	0	0	48	31.9	25 to 35	87.5	10	20.8
25/09/2019	14:00	39	4	15	43	21	0	0	0	0	0	0	0	0	0	0	0	0	0	0	0	122	30.7	25 to 35	64.8	21	17.2
25/09/2019	15:00	14	5	14	40	9	2	0	0	0	0	0	0	0	0	0	0	0	0	0	0	84	29.8	25 to 35	75.0	11	13.1
25/09/2019	16:00	2	7	14	46	15	1	0	0	0	0	0	0	0	0	0	0	0	0	0	0	85	31	25 to 35	88.2	16	18.8
25/09/2019	17:00	0	4	12	47	11	4	0	0	0	0	0	0	0	0	0	0	0	0	0	0	78	31.4	25 to 35	89.7	15	19.2
25/09/2019	18:00	0	5	12	26	17	0	0	0	0	0	0	0	0	0	0	0	0	0	0	0	60	32.4	25 to 35	91.7	17	28.3
25/09/2019	19:00	0	2	7	13	9	3	1	0	0	0	0	0	0	0	0	0	0	0	0	0	35	34.4	25 to 35	82.9	13	37.1
25/09/2019	20:00	0	1	5	13	8	1	0	0	0	0	0	0	0	0	0	0	0	0	0	0	28	33.1	25 to 35	92.9	9	32.1
25/09/2019	21:00	1	0	6	5	4	1	0	0	0	0	0	0	0	0	0	0	0	0	0	0	17	32.5	25 to 35	88.2	5	29.4
25/09/2019	22:00	0	0	5	4	4	1	0	0	0	0	0	0	0	0	0	0	0	0	0	0	14	33.8	25 to 35	92.9	5	35.7
25/09/2019	23:00	0	0	0	3	1	0	0	0	0	0	0	0	0	0	0	0	0	0	0	0	4	30	25 to 35	100.0	1	25.0
24 Hr Summary		176	70	232	538	203	30	5	1	0	0	0	0	0	0	0	0	0	0	0	0	1255	31.3	25 to 35	77.5	239	19.0

Incoming Direction Histogram

Rectory Lane

from Thu-Sep-12-2019-01-00-PM to Thu-Oct-10-2019-11-59-AM

Date	Starting Hr:min	<15	15 to <20	20 to <25	25 to <30	30 to <35	35 to <40	40 to <45	45 to <50	50 to <55	55 to <60	60 to <65	65 to <70	70 to <75	75 to <80	80 to <85	85 to <90	90 to <95	95 to <100	100 to >105	Total Counts	85pct Speed	10mph Pace	% in pace	# of Speeders	% Speeders	
26/09/2019	00:00	0	0	1	1	0	0	0	0	0	0	0	0	0	0	0	0	0	0	0	2	30	20 to 30	100.0	*	*	
26/09/2019	01:00	0	0	0	0	0	0	0	0	0	0	0	0	0	0	0	0	0	0	0	0	0	0	*	*	*	*
26/09/2019	02:00	0	0	0	0	0	0	0	0	0	0	0	0	0	0	0	0	0	0	0	0	0	0	*	*	*	*
26/09/2019	03:00	0	0	0	0	1	0	0	0	0	0	0	0	0	0	0	0	0	0	0	1	35	25 to 35	100.0	1	100.0	
26/09/2019	04:00	58	0	0	0	0	0	0	0	0	0	0	0	0	0	0	0	0	0	0	58	9.4	5 to 15	100.0	*	*	
26/09/2019	05:00	69	0	0	1	0	0	0	0	0	0	0	0	0	0	0	0	0	0	0	70	9.3	5 to 15	98.6	*	*	
26/09/2019	06:00	0	1	2	4	2	0	0	0	0	0	0	0	0	0	0	0	0	0	0	9	32.5	25 to 35	88.9	2	22.2	
26/09/2019	07:00	1	4	56	96	21	2	0	0	0	0	0	0	0	0	0	0	0	0	0	180	29.8	25 to 35	96.1	23	12.8	
26/09/2019	08:00	2	12	57	104	34	5	0	0	0	0	0	0	0	0	0	0	0	0	0	214	31	25 to 35	91.1	39	18.2	
26/09/2019	09:00	9	2	23	17	6	0	0	0	0	0	0	0	0	0	0	0	0	0	0	57	29.1	25 to 35	80.7	6	10.5	
26/09/2019	10:00	0	9	14	26	3	2	0	0	0	0	0	0	0	0	0	0	0	0	0	54	29.4	20 to 30	90.7	5	9.3	
26/09/2019	11:00	0	2	23	30	5	1	1	1	0	0	0	0	0	0	0	0	0	0	0	63	29.8	25 to 35	92.1	8	12.7	
26/09/2019	12:00	1	2	16	35	13	2	1	0	0	0	0	0	0	0	0	0	0	0	0	70	32.3	25 to 35	91.4	16	22.9	
26/09/2019	13:00	1	5	9	31	10	0	0	0	0	0	0	0	0	0	0	0	0	0	0	56	31	25 to 35	89.3	10	17.9	
26/09/2019	14:00	2	10	21	43	15	2	0	0	0	0	0	0	0	0	0	0	0	0	0	93	31	25 to 35	84.9	17	18.3	
26/09/2019	15:00	0	0	9	35	12	3	1	1	0	0	0	0	0	0	0	0	0	0	0	61	33.3	25 to 35	91.8	17	27.9	
26/09/2019	16:00	2	6	24	30	13	6	0	0	1	0	0	0	0	0	0	0	0	0	0	82	33.1	25 to 35	81.7	20	24.4	
26/09/2019	17:00	1	2	15	41	23	3	0	0	0	0	0	0	0	0	0	0	0	0	0	85	32.8	25 to 35	92.9	26	30.6	
26/09/2019	18:00	0	1	15	35	21	4	0	0	0	0	0	0	0	0	0	0	0	0	0	76	33.3	25 to 35	93.4	25	32.9	
26/09/2019	19:00	1	4	10	24	9	2	0	1	0	0	0	0	0	0	0	0	0	0	0	51	32.2	25 to 35	84.3	12	23.5	
26/09/2019	20:00	0	0	2	16	6	1	0	0	0	0	0	0	0	0	0	0	0	0	0	25	32.5	25 to 35	96.0	7	28.0	
26/09/2019	21:00	1	2	3	9	2	0	0	1	0	0	0	0	0	0	0	0	0	0	0	18	30	20 to 30	77.8	3	16.7	
26/09/2019	22:00	0	1	0	4	1	2	0	0	0	0	0	0	0	0	0	0	0	0	0	8	37.5	30 to 40	87.5	3	37.5	
26/09/2019	23:00	0	0	1	1	0	1	1	0	0	0	0	0	0	0	0	0	0	0	0	4	40	20 to 30	50.0	2	50.0	
24 Hr Summary		148	63	301	583	197	36	4	4	1	0	0	0	0	0	0	0	0	0	0	1337	31	25 to 35	80.9	242	18.1	

Incoming Direction Histogram

Rectory Lane

from Thu-Sep-12-2019-01-00-PM to Thu-Oct-10-2019-11-59-AM

Date	Starting Hr:min	<15	15 to <20	20 to <25	25 to <30	30 to <35	35 to <40	40 to <45	45 to <50	50 to <55	55 to <60	60 to <65	65 to <70	70 to <75	75 to <80	80 to <85	85 to <90	90 to <95	95 to <100	100 to >105	Total Counts	85pct Speed	10mph Pace	% in pace	# of Speeders	% Speeders
27/09/2019	00:00	0	0	1	0	1	1	0	0	0	0	0	0	0	0	0	0	0	0	0	3	40	25 to 35	66.7	2	66.7
27/09/2019	01:00	0	0	0	0	0	0	0	0	0	0	0	0	0	0	0	0	0	0	0	0	0	*	*	*	*
27/09/2019	02:00	0	0	0	0	0	0	0	0	0	0	0	0	0	0	0	0	0	0	0	0	0	*	*	*	*
27/09/2019	03:00	0	0	0	0	0	0	0	0	0	0	0	0	0	0	0	0	0	0	0	0	0	*	*	*	*
27/09/2019	04:00	0	0	0	0	0	0	0	0	0	0	0	0	0	0	0	0	0	0	0	0	0	*	*	*	*
27/09/2019	05:00	0	0	0	1	1	0	0	0	0	0	0	0	0	0	0	0	0	0	0	2	35	25 to 35	100.0	1	50.0
27/09/2019	06:00	0	0	0	7	1	0	0	0	0	0	0	0	0	0	0	0	0	0	0	8	30	25 to 35	100.0	1	12.5
27/09/2019	07:00	2	5	21	67	33	10	0	0	0	0	0	0	0	0	0	0	0	0	0	138	33.3	25 to 35	87.7	43	31.2
27/09/2019	08:00	1	5	34	61	29	5	1	0	0	0	0	0	0	0	0	0	0	0	0	136	32.6	25 to 35	91.2	35	25.7
27/09/2019	09:00	2	6	26	21	4	1	0	0	0	0	0	0	0	0	0	0	0	0	0	60	29	20 to 30	88.3	5	8.3
27/09/2019	10:00	1	1	19	38	12	2	0	0	0	0	0	0	0	0	0	0	0	0	0	73	31.2	25 to 35	94.5	14	19.2
27/09/2019	11:00	1	5	26	37	7	1	0	0	0	0	0	0	0	0	0	0	0	0	0	77	29.5	25 to 35	90.9	8	10.4
27/09/2019	12:00	0	5	12	33	8	1	0	0	0	0	0	0	0	0	0	0	0	0	0	59	30	25 to 35	89.8	9	15.3
27/09/2019	13:00	144	1	11	33	12	3	0	0	0	0	0	0	0	0	0	0	0	0	0	204	27.6	10 to 20	71.1	15	7.4
27/09/2019	14:00	1	8	24	46	16	1	2	0	0	0	0	0	0	0	0	0	0	0	0	98	31.2	25 to 35	87.8	19	19.4
27/09/2019	15:00	107	6	19	27	16	2	1	0	0	0	0	0	0	0	0	0	0	0	0	178	28.5	10 to 20	63.5	19	10.7
27/09/2019	16:00	43	6	20	36	18	5	0	0	0	0	0	0	0	0	0	0	0	0	0	128	31.1	25 to 35	57.8	23	18.0
27/09/2019	17:00	80	4	17	26	18	6	1	0	0	0	0	0	0	0	0	0	0	0	0	152	30.6	10 to 20	55.3	25	16.4
27/09/2019	18:00	0	2	8	40	18	4	1	0	0	0	0	0	0	0	0	0	0	0	0	73	33.3	25 to 35	90.4	23	31.5
27/09/2019	19:00	2	2	10	19	14	1	0	0	0	0	0	0	0	0	0	0	0	0	0	48	32.9	25 to 35	89.6	15	31.3
27/09/2019	20:00	0	2	5	13	6	3	0	0	0	0	0	0	0	0	0	0	0	0	0	29	34.2	25 to 35	82.8	9	31.0
27/09/2019	21:00	0	3	4	11	5	1	1	0	0	0	0	0	0	0	0	0	0	0	0	25	33	25 to 35	80.0	7	28.0
27/09/2019	22:00	0	0	2	6	2	1	0	1	0	0	0	0	0	0	0	0	0	0	0	12	35	25 to 35	83.3	4	33.3
27/09/2019	23:00	0	0	1	5	3	1	0	0	0	0	0	0	0	0	0	0	0	0	0	10	33.3	25 to 35	90.0	4	40.0
24 Hr Summary		384	61	260	527	224	49	7	1	0	0	0	0	0	0	0	0	0	0	0	1513	31.2	25 to 35	66.8	281	18.6

Incoming Direction Histogram

Rectory Lane

from Thu-Sep-12-2019-01-00-PM to Thu-Oct-10-2019-11-59-AM

Date	Starting Hr:min	<15	15 to <20	20 to <25	25 to <30	30 to <35	35 to <40	40 to <45	45 to <50	50 to <55	55 to <60	60 to <65	65 to <70	70 to <75	75 to <80	80 to <85	85 to <90	90 to <95	95 to <100	100 to >105	Total Counts	85pct Speed	10mph Pace	% in pace	# of Speeders	% Speeders	
28/09/2019	00:00	0	0	0	1	0	0	0	0	0	0	0	0	0	0	0	0	0	0	0	1	30	20 to 30	100.0	*	*	
28/09/2019	01:00	0	0	0	2	0	1	0	0	0	0	0	0	0	0	0	0	0	0	0	3	40	30 to 40	100.0	1	33.3	
28/09/2019	02:00	0	0	1	2	0	0	0	0	0	0	0	0	0	0	0	0	0	0	0	3	30	20 to 30	100.0	*	*	
28/09/2019	03:00	0	0	0	0	0	0	0	0	0	0	0	0	0	0	0	0	0	0	0	0	0	0	*	*	*	*
28/09/2019	04:00	0	0	0	0	0	0	0	0	0	0	0	0	0	0	0	0	0	0	0	0	0	0	*	*	*	*
28/09/2019	05:00	0	0	0	0	0	0	0	0	0	0	0	0	0	0	0	0	0	0	0	0	0	0	*	*	*	*
28/09/2019	06:00	0	0	1	4	4	0	0	0	0	0	0	0	0	0	0	0	0	0	0	9	33.8	25 to 35	100.0	4	44.4	
28/09/2019	07:00	0	0	3	6	5	2	1	0	0	0	0	0	0	0	0	0	0	0	0	17	35	25 to 35	82.4	8	47.1	
28/09/2019	08:00	3	7	15	18	4	0	0	0	0	0	0	0	0	0	0	0	0	0	0	47	29.2	20 to 30	85.1	4	8.5	
28/09/2019	09:00	3	8	28	15	4	0	0	0	0	0	0	0	0	0	0	0	0	0	0	58	28.3	20 to 30	87.9	4	6.9	
28/09/2019	10:00	3	9	32	29	2	0	0	0	0	0	0	0	0	0	0	0	0	0	0	75	28.4	20 to 30	93.3	2	2.7	
28/09/2019	11:00	3	6	24	32	5	0	0	0	0	0	0	0	0	0	0	0	0	0	0	70	29.2	20 to 30	88.6	5	7.1	
28/09/2019	12:00	4	2	18	37	14	3	1	0	0	0	0	0	0	0	0	0	0	0	0	79	32.1	25 to 35	87.3	18	22.8	
28/09/2019	13:00	20	1	18	26	19	4	0	0	0	0	0	0	0	0	0	0	0	0	0	88	32.6	25 to 35	71.6	23	26.1	
28/09/2019	14:00	17	5	14	34	14	2	0	0	0	0	0	0	0	0	0	0	0	0	0	86	31.1	25 to 35	72.1	16	18.6	
28/09/2019	15:00	30	4	16	29	12	0	1	0	0	0	0	0	0	0	0	0	0	0	0	92	29.8	25 to 35	62.0	13	14.1	
28/09/2019	16:00	3	2	9	19	10	4	0	0	0	0	0	0	0	0	0	0	0	0	0	47	33.5	25 to 35	80.9	14	29.8	
28/09/2019	17:00	2	0	11	28	12	3	0	0	0	0	0	0	0	0	0	0	0	0	0	56	32.9	25 to 35	91.1	15	26.8	
28/09/2019	18:00	0	0	6	19	12	2	2	0	0	0	0	0	0	0	0	0	0	0	0	41	34.2	25 to 35	90.2	16	39.0	
28/09/2019	19:00	0	0	4	13	6	1	4	0	1	0	0	0	0	0	0	0	0	0	0	29	41.2	25 to 35	79.3	12	41.4	
28/09/2019	20:00	0	1	2	9	1	3	0	1	0	0	0	0	0	0	0	0	0	0	0	17	36.7	30 to 40	76.5	5	29.4	
28/09/2019	21:00	0	0	0	4	1	3	0	0	0	0	0	0	0	0	0	0	0	0	0	8	38.3	30 to 40	100.0	4	50.0	
28/09/2019	22:00	0	0	4	3	0	0	1	0	0	0	0	0	0	0	0	0	0	0	0	8	30	20 to 30	87.5	1	12.5	
28/09/2019	23:00	29	0	2	3	1	1	1	0	0	0	0	0	0	0	0	0	0	0	0	37	25	5 to 15	78.4	3	8.1	
24 Hr Summary		117	45	208	333	126	29	11	1	1	0	0	0	0	0	0	0	0	0	0	871	31.5	25 to 35	76.6	168	19.3	

Incoming Direction Histogram

Rectory Lane

from Thu-Sep-12-2019-01-00-PM to Thu-Oct-10-2019-11-59-AM

Date	Starting Hr:min	<15	15 to <20	20 to <25	25 to <30	30 to <35	35 to <40	40 to <45	45 to <50	50 to <55	55 to <60	60 to <65	65 to <70	70 to <75	75 to <80	80 to <85	85 to <90	90 to <95	95 to <100	100 to >105	Total Counts	85pct Speed	10mph Pace	% in pace	# of Speeders	% Speeders
29/09/2019	00:00	47	0	0	2	1	0	0	0	0	0	0	0	0	0	0	0	0	0	0	50	9.5	5 to 15	94.0	1	2.0
29/09/2019	01:00	336	0	0	0	0	0	0	0	0	0	0	0	0	0	0	0	0	0	0	336	9.4	5 to 15	100.0	*	*
29/09/2019	02:00	459	4	0	0	0	0	0	0	0	0	0	0	0	0	0	0	0	0	0	463	11.2	10 to 20	100.0	*	*
29/09/2019	03:00	68	2	1	0	0	0	0	0	0	0	0	0	0	0	0	0	0	0	0	71	13.5	10 to 20	98.6	*	*
29/09/2019	04:00	0	0	0	1	0	0	0	0	0	0	0	0	0	0	0	0	0	0	0	1	30	20 to 30	100.0	*	*
29/09/2019	05:00	0	0	0	1	0	0	0	0	0	0	0	0	0	0	0	0	0	0	0	1	30	20 to 30	100.0	*	*
29/09/2019	06:00	25	2	0	3	1	0	1	0	0	0	0	0	0	0	0	0	0	0	0	32	20	10 to 20	84.4	2	6.3
29/09/2019	07:00	0	0	3	4	3	0	0	0	0	0	0	0	0	0	0	0	0	0	0	10	31.7	25 to 35	100.0	3	30.0
29/09/2019	08:00	74	1	10	20	5	2	0	0	0	0	0	0	0	0	0	0	0	0	0	112	27.5	10 to 20	67.0	7	6.3
29/09/2019	09:00	2	0	9	14	9	2	0	0	0	0	0	0	0	0	0	0	0	0	0	36	33.3	25 to 35	88.9	11	30.6
29/09/2019	10:00	1	1	12	31	9	4	0	0	0	0	0	0	0	0	0	0	0	0	0	58	32.2	25 to 35	89.7	13	22.4
29/09/2019	11:00	21	3	22	29	12	2	0	0	0	0	0	0	0	0	0	0	0	0	0	89	30.4	25 to 35	70.8	14	15.7
29/09/2019	12:00	39	2	11	24	14	2	2	0	0	0	0	0	0	0	0	0	0	0	0	94	31.4	25 to 35	52.1	18	19.1
29/09/2019	13:00	71	2	14	14	8	2	0	0	0	0	0	0	0	0	0	0	0	0	0	111	27.5	10 to 20	65.8	10	9.0
29/09/2019	14:00	0	2	8	19	12	4	0	1	0	0	0	0	0	0	0	0	0	0	0	46	34.2	25 to 35	84.8	17	37.0
29/09/2019	15:00	1	3	11	19	13	3	0	0	0	0	0	0	0	0	0	0	0	0	0	50	33.1	25 to 35	86.0	16	32.0
29/09/2019	16:00	112	1	9	21	8	1	0	0	0	0	0	0	0	0	0	0	0	0	0	152	26.7	10 to 20	74.3	9	5.9
29/09/2019	17:00	20	1	7	17	4	2	0	0	0	0	0	0	0	0	0	0	0	0	0	51	29.4	25 to 35	54.9	6	11.8
29/09/2019	18:00	3	2	4	20	7	1	0	0	0	0	0	0	0	0	0	0	0	0	0	37	31.4	25 to 35	83.8	8	21.6
29/09/2019	19:00	0	1	3	14	6	2	0	0	0	0	0	0	0	0	0	0	0	0	0	26	33.3	25 to 35	88.5	8	30.8
29/09/2019	20:00	0	0	1	8	3	1	1	0	0	0	0	0	0	0	0	0	0	0	0	14	35	25 to 35	85.7	5	35.7
29/09/2019	21:00	0	2	2	0	0	0	0	0	0	0	0	0	0	0	0	0	0	0	0	4	22.5	15 to 25	100.0	*	*
29/09/2019	22:00	0	0	0	6	1	0	0	0	0	0	0	0	0	0	0	0	0	0	0	7	30	25 to 35	100.0	1	14.3
29/09/2019	23:00	0	0	0	1	1	0	0	0	0	0	0	0	0	0	0	0	0	0	0	2	35	25 to 35	100.0	1	50.0
24 Hr Summary		1279	29	127	268	117	28	4	1	0	0	0	0	0	0	0	0	0	0	0	1853	27.6	10 to 20	70.6	150	8.1

Incoming Direction Histogram

Rectory Lane

from Thu-Sep-12-2019-01-00-PM to Thu-Oct-10-2019-11-59-AM

Date	Starting Hr:min	<15	15 to <20	20 to <25	25 to <30	30 to <35	35 to <40	40 to <45	45 to <50	50 to <55	55 to <60	60 to <65	65 to <70	70 to <75	75 to <80	80 to <85	85 to <90	90 to <95	95 to <100	100 to >105	Total Counts	85pct Speed	10mph Pace	% in pace	# of Speeders	% Speeders	
30/09/2019	00:00	1	0	0	0	0	1	0	0	0	0	0	0	0	0	0	0	0	0	0	2	40	5 to 15	50.0	1	50.0	
30/09/2019	01:00	0	0	0	0	0	0	0	0	0	0	0	0	0	0	0	0	0	0	0	0	0	0	*	*	*	*
30/09/2019	02:00	0	0	0	1	0	0	0	0	0	0	0	0	0	0	0	0	0	0	0	1	30	20 to 30	100.0	*	*	
30/09/2019	03:00	0	0	0	0	0	0	0	0	0	0	0	0	0	0	0	0	0	0	0	0	0	0	*	*	*	*
30/09/2019	04:00	0	0	0	0	0	0	0	0	0	0	0	0	0	0	0	0	0	0	0	0	0	0	*	*	*	*
30/09/2019	05:00	0	0	2	2	0	0	0	0	0	0	0	0	0	0	0	0	0	0	0	4	27.5	20 to 30	100.0	*	*	
30/09/2019	06:00	0	1	2	5	2	1	0	0	0	0	0	0	0	0	0	0	0	0	0	11	32.5	25 to 35	81.8	3	27.3	
30/09/2019	07:00	2	4	29	69	24	5	0	0	0	0	0	0	0	0	0	0	0	0	0	133	31.9	25 to 35	91.7	29	21.8	
30/09/2019	08:00	2	2	32	97	21	5	0	0	0	0	0	0	0	0	0	0	0	0	0	159	30.5	25 to 35	94.3	26	16.4	
30/09/2019	09:00	1	4	20	28	6	1	0	0	0	0	0	0	0	0	0	0	0	0	0	60	29.6	25 to 35	90.0	7	11.7	
30/09/2019	10:00	0	4	25	30	8	0	0	0	0	0	0	0	0	0	0	0	0	0	0	67	29.7	25 to 35	94.0	8	11.9	
30/09/2019	11:00	3	3	26	37	16	2	0	0	0	0	0	0	0	0	0	0	0	0	0	87	31.6	25 to 35	90.8	18	20.7	
30/09/2019	12:00	0	6	20	27	14	1	2	1	0	0	0	0	0	0	0	0	0	0	0	71	32.5	25 to 35	85.9	18	25.4	
30/09/2019	13:00	2	3	25	40	22	2	0	0	0	0	0	0	0	0	0	0	0	0	0	94	32.3	25 to 35	92.6	24	25.5	
30/09/2019	14:00	0	2	15	49	24	1	1	0	0	0	0	0	0	0	0	0	0	0	0	92	32.5	25 to 35	95.7	26	28.3	
30/09/2019	15:00	1	1	10	34	14	5	2	0	0	0	0	0	0	0	0	0	0	0	0	67	33.9	25 to 35	86.6	21	31.3	
30/09/2019	16:00	2	3	22	55	24	4	0	0	0	0	0	0	0	0	0	0	0	0	0	110	32.5	25 to 35	91.8	28	25.5	
30/09/2019	17:00	54	2	15	59	29	5	1	0	0	0	0	0	0	0	0	0	0	0	0	165	31.7	25 to 35	62.4	35	21.2	
30/09/2019	18:00	15	5	15	33	12	0	0	0	0	0	0	0	0	0	0	0	0	0	0	80	30	25 to 35	75.0	12	15.0	
30/09/2019	19:00	27	2	16	20	11	1	0	0	0	0	0	0	0	0	0	0	0	0	0	77	30	25 to 35	61.0	12	15.6	
30/09/2019	20:00	10	0	5	16	5	1	0	0	0	0	0	0	0	0	0	0	0	0	0	37	30	25 to 35	70.3	6	16.2	
30/09/2019	21:00	220	0	2	7	7	1	0	0	0	0	0	0	0	0	0	0	0	0	0	237	9.7	5 to 15	92.8	8	3.4	
30/09/2019	22:00	54	1	3	6	1	1	0	0	0	0	0	0	0	0	0	0	0	0	0	66	21.7	10 to 20	83.3	2	3.0	
30/09/2019	23:00	0	0	0	2	2	0	1	0	0	0	0	0	0	0	0	0	0	0	0	5	35	25 to 35	80.0	3	60.0	
24 Hr Summary		394	43	284	617	242	37	7	1	0	0	0	0	0	0	0	0	0	0	0	1625	30.9	25 to 35	70.3	287	17.7	

Incoming Direction Histogram

Rectory Lane

from Thu-Sep-12-2019-01-00-PM to Thu-Oct-10-2019-11-59-AM

Date	Starting Hr:min	<15	15 to <20	20 to <25	25 to <30	30 to <35	35 to <40	40 to <45	45 to <50	50 to <55	55 to <60	60 to <65	65 to <70	70 to <75	75 to <80	80 to <85	85 to <90	90 to <95	95 to <100	100 to >105	Total Counts	85pct Speed	10mph Pace	% in pace	# of Speeders	% Speeders
01/10/2019	00:00	0	0	0	0	3	0	0	0	0	0	0	0	0	0	0	0	0	0	0	3	35	25 to 35	100.0	3	100.0
01/10/2019	01:00	0	0	0	0	0	0	0	0	0	0	0	0	0	0	0	0	0	0	0	0	0	*	*	*	*
01/10/2019	02:00	0	0	0	0	0	0	0	0	0	0	0	0	0	0	0	0	0	0	0	0	0	*	*	*	*
01/10/2019	03:00	0	0	0	0	0	0	0	0	0	0	0	0	0	0	0	0	0	0	0	0	0	*	*	*	*
01/10/2019	04:00	0	0	0	0	0	0	0	0	0	0	0	0	0	0	0	0	0	0	0	0	0	*	*	*	*
01/10/2019	05:00	1	0	1	0	0	0	1	0	0	0	0	0	0	0	0	0	0	0	0	3	45	15 to 25	66.7	1	33.3
01/10/2019	06:00	0	1	2	4	5	0	0	0	0	0	0	0	0	0	0	0	0	0	0	12	33	25 to 35	91.7	5	41.7
01/10/2019	07:00	2	10	33	80	24	4	0	0	0	0	0	0	0	0	0	0	0	0	0	153	31	25 to 35	89.5	28	18.3
01/10/2019	08:00	10	11	64	100	26	2	0	0	0	0	0	0	0	0	0	0	0	0	0	213	29.8	25 to 35	89.2	28	13.1
01/10/2019	09:00	3	7	28	35	13	2	0	0	0	0	0	0	0	0	0	0	0	0	0	88	30.8	25 to 35	86.4	15	17.0
01/10/2019	10:00	3	2	13	30	10	0	0	0	0	0	0	0	0	0	0	0	0	0	0	58	30.5	25 to 35	91.4	10	17.2
01/10/2019	11:00	2	2	26	33	19	2	1	0	0	0	0	0	0	0	0	0	0	0	0	85	32.4	25 to 35	91.8	22	25.9
01/10/2019	12:00	1	3	20	32	11	3	1	0	0	0	0	0	0	0	0	0	0	0	0	71	31.8	25 to 35	88.7	15	21.1
01/10/2019	13:00	0	4	23	31	7	2	0	0	0	0	0	0	0	0	0	0	0	0	0	67	29.8	25 to 35	91.0	9	13.4
01/10/2019	14:00	2	8	34	40	16	2	0	0	0	0	0	0	0	0	0	0	0	0	0	102	30.9	25 to 35	88.2	18	17.6
01/10/2019	15:00	0	6	29	41	14	3	0	0	0	0	0	0	0	0	0	0	0	0	0	93	31.1	25 to 35	90.3	17	18.3
01/10/2019	16:00	2	4	20	38	16	3	0	0	0	0	0	0	0	0	0	0	0	0	0	83	32.2	25 to 35	89.2	19	22.9
01/10/2019	17:00	2	1	16	42	24	1	0	0	0	0	0	0	0	0	0	0	0	0	0	86	32.5	25 to 35	95.3	25	29.1
01/10/2019	18:00	2	5	11	34	19	3	0	0	0	0	0	0	0	0	0	0	0	0	0	74	32.9	25 to 35	86.5	22	29.7
01/10/2019	19:00	0	4	13	23	10	3	0	0	0	0	0	0	0	0	0	0	0	0	0	53	32.5	25 to 35	86.8	13	24.5
01/10/2019	20:00	0	1	4	19	6	3	1	0	0	0	0	0	0	0	0	0	0	0	0	34	34.2	25 to 35	85.3	10	29.4
01/10/2019	21:00	0	2	2	8	4	0	1	0	0	0	0	0	0	0	0	0	0	0	0	17	32.5	25 to 35	82.4	5	29.4
01/10/2019	22:00	0	0	4	2	3	0	0	0	0	0	0	0	0	0	0	0	0	0	0	9	33.3	25 to 35	100.0	3	33.3
01/10/2019	23:00	0	1	0	3	1	0	0	0	0	0	0	0	0	0	0	0	0	0	0	5	30	20 to 30	80.0	1	20.0
24 Hr Summary		30	72	343	595	231	33	5	0	0	0	0	0	0	0	0	0	0	0	0	1309	31.6	25 to 35	89.3	269	20.6

Incoming Direction Histogram

Rectory Lane

from Thu-Sep-12-2019-01-00-PM to Thu-Oct-10-2019-11-59-AM

Date	Starting Hr:min	<15	15 to <20	20 to <25	25 to <30	30 to <35	35 to <40	40 to <45	45 to <50	50 to <55	55 to <60	60 to <65	65 to <70	70 to <75	75 to <80	80 to <85	85 to <90	90 to <95	95 to <100	100 to >105	Total Counts	85pct Speed	10mph Pace	% in pace	# of Speeders	% Speeders	
02/10/2019	00:00	0	0	0	1	1	0	0	0	0	0	0	0	0	0	0	0	0	0	0	2	35	25 to 35	100.0	1	50.0	
02/10/2019	01:00	0	0	0	1	0	0	1	0	0	0	0	0	0	0	0	0	0	0	0	2	45	20 to 30	50.0	1	50.0	
02/10/2019	02:00	0	0	0	0	0	0	0	0	0	0	0	0	0	0	0	0	0	0	0	0	0	*	*	*	*	
02/10/2019	03:00	0	0	0	0	0	0	0	0	0	0	0	0	0	0	0	0	0	0	0	0	0	0	*	*	*	*
02/10/2019	04:00	0	0	0	0	0	0	0	0	0	0	0	0	0	0	0	0	0	0	0	0	0	0	*	*	*	*
02/10/2019	05:00	0	0	0	0	1	0	0	0	0	0	0	0	0	0	0	0	0	0	0	1	35	25 to 35	100.0	1	100.0	
02/10/2019	06:00	1	1	3	3	3	0	0	0	0	0	0	0	0	0	0	0	0	0	0	11	31.7	25 to 35	81.8	3	27.3	
02/10/2019	07:00	0	7	41	87	26	11	0	0	0	0	0	0	0	0	0	0	0	0	0	172	32.1	25 to 35	89.5	37	21.5	
02/10/2019	08:00	2	6	73	130	22	6	0	0	0	0	0	0	0	0	0	0	0	0	0	239	29.7	25 to 35	94.1	28	11.7	
02/10/2019	09:00	1	7	22	22	4	0	2	0	0	0	0	0	0	0	0	0	0	0	0	58	29.3	20 to 30	87.9	6	10.3	
02/10/2019	10:00	2	11	30	20	2	1	0	0	0	0	0	0	0	0	0	0	0	0	0	66	28.2	20 to 30	92.4	3	4.5	
02/10/2019	11:00	1	0	19	27	3	0	0	0	0	0	0	0	0	0	0	0	0	0	0	50	29.1	25 to 35	98.0	3	6.0	
02/10/2019	12:00	0	1	11	31	8	2	0	0	0	0	0	0	0	0	0	0	0	0	0	53	31.2	25 to 35	94.3	10	18.9	
02/10/2019	13:00	0	2	9	21	11	4	0	0	0	0	0	0	0	0	0	0	0	0	0	47	33.6	25 to 35	87.2	15	31.9	
02/10/2019	14:00	1	2	16	63	19	1	1	0	0	0	0	0	0	0	0	0	0	0	0	103	31.6	25 to 35	95.1	21	20.4	
02/10/2019	15:00	0	9	28	29	13	1	0	0	0	0	0	0	0	0	0	0	0	0	0	80	30.8	25 to 35	87.5	14	17.5	
02/10/2019	16:00	3	3	20	51	13	1	1	0	0	0	0	0	0	0	0	0	0	0	0	92	30.4	25 to 35	91.3	15	16.3	
02/10/2019	17:00	9	8	29	66	16	2	0	0	0	0	0	0	0	0	0	0	0	0	0	130	29.8	25 to 35	85.4	18	13.8	
02/10/2019	18:00	0	2	16	37	17	4	0	0	0	0	0	0	0	0	0	0	0	0	0	76	32.9	25 to 35	92.1	21	27.6	
02/10/2019	19:00	3	3	4	22	13	3	1	0	0	0	0	0	0	0	0	0	0	0	0	49	33.8	25 to 35	79.6	17	34.7	
02/10/2019	20:00	0	1	3	10	8	1	1	1	0	0	0	0	0	0	0	0	0	0	0	25	34.4	25 to 35	84.0	11	44.0	
02/10/2019	21:00	1	1	2	9	4	3	2	0	0	0	0	0	0	0	0	0	0	0	0	22	38.3	30 to 40	72.7	9	40.9	
02/10/2019	22:00	0	1	0	7	3	0	0	1	0	0	0	0	0	0	0	0	0	0	0	12	33.3	25 to 35	83.3	4	33.3	
02/10/2019	23:00	0	0	2	2	3	1	1	0	0	0	0	0	0	0	0	0	0	0	0	9	40	25 to 35	77.8	5	55.6	
24 Hr Summary		24	65	328	639	190	41	10	2	0	0	0	0	0	0	0	0	0	0	0	1299	31.3	25 to 35	89.1	243	18.7	

Incoming Direction Histogram

Rectory Lane

from Thu-Sep-12-2019-01-00-PM to Thu-Oct-10-2019-11-59-AM

Date	Starting Hr:min	<15	15 to <20	20 to <25	25 to <30	30 to <35	35 to <40	40 to <45	45 to <50	50 to <55	55 to <60	60 to <65	65 to <70	70 to <75	75 to <80	80 to <85	85 to <90	90 to <95	95 to <100	100 to >105	Total Counts	85pct Speed	10mph Pace	% in pace	# of Speeders	% Speeders
03/10/2019	00:00	0	0	0	0	2	0	0	0	0	0	0	0	0	0	0	0	0	0	0	2	35	25 to 35	100.0	2	100.0
03/10/2019	01:00	0	0	0	0	0	0	0	0	0	0	0	0	0	0	0	0	0	0	0	0	0	*	*	*	*
03/10/2019	02:00	0	0	0	1	0	0	0	0	0	0	0	0	0	0	0	0	0	0	0	1	30	20 to 30	100.0	*	*
03/10/2019	03:00	0	0	0	1	0	0	0	0	0	0	0	0	0	0	0	0	0	0	0	1	30	20 to 30	100.0	*	*
03/10/2019	04:00	0	0	0	0	0	0	0	0	0	0	0	0	0	0	0	0	0	0	0	0	0	*	*	*	*
03/10/2019	05:00	0	0	0	0	0	0	0	0	0	0	0	0	0	0	0	0	0	0	0	0	0	*	*	*	*
03/10/2019	06:00	1	0	0	5	2	0	1	0	0	0	0	0	0	0	0	0	0	0	0	9	35	25 to 35	77.8	3	33.3
03/10/2019	07:00	0	7	27	80	31	3	1	0	0	0	0	0	0	0	0	0	0	0	0	149	32.1	25 to 35	92.6	35	23.5
03/10/2019	08:00	2	8	44	105	35	6	0	0	0	0	0	0	0	0	0	0	0	0	0	200	31.6	25 to 35	92.0	41	20.5
03/10/2019	09:00	3	11	30	39	9	6	0	0	0	0	0	0	0	0	0	0	0	0	0	98	30	20 to 30	81.6	15	15.3
03/10/2019	10:00	4	7	18	48	6	1	0	0	0	0	0	0	0	0	0	0	0	0	0	84	29.4	20 to 30	86.9	7	8.3
03/10/2019	11:00	5	5	19	43	9	0	0	0	0	0	0	0	0	0	0	0	0	0	0	81	29.7	25 to 35	87.7	9	11.1
03/10/2019	12:00	0	5	22	36	10	4	0	0	0	0	0	0	0	0	0	0	0	0	0	77	31	25 to 35	88.3	14	18.2
03/10/2019	13:00	0	2	10	14	1	0	0	0	0	0	0	0	0	0	0	0	0	0	0	27	28.9	20 to 30	96.3	1	3.7
03/10/2019	14:00	1	9	27	36	9	1	0	0	0	0	0	0	0	0	0	0	0	0	0	83	29.7	20 to 30	86.7	10	12.0
03/10/2019	15:00	2	3	20	46	14	4	1	0	0	0	0	0	0	0	0	0	0	0	0	90	31.8	25 to 35	88.9	19	21.1
03/10/2019	16:00	1	4	43	49	9	4	0	0	0	0	0	0	0	0	0	0	0	0	0	110	29.7	25 to 35	91.8	13	11.8
03/10/2019	17:00	1	1	15	40	20	3	0	0	0	0	0	0	0	0	0	0	0	0	0	80	32.8	25 to 35	93.8	23	28.8
03/10/2019	18:00	3	9	32	31	5	4	1	0	0	0	0	0	0	0	0	0	0	0	0	85	29.5	20 to 30	84.7	10	11.8
03/10/2019	19:00	2	0	6	20	13	4	1	0	0	1	0	0	0	0	0	0	0	0	0	47	34.6	25 to 35	83.0	19	40.4
03/10/2019	20:00	0	3	5	15	7	3	0	0	0	0	0	0	0	0	0	0	0	0	0	33	33.6	25 to 35	81.8	10	30.3
03/10/2019	21:00	0	1	3	7	3	7	1	0	0	0	0	0	0	0	0	0	0	0	0	22	38.6	30 to 40	77.3	11	50.0
03/10/2019	22:00	0	1	1	4	2	2	0	0	0	0	0	0	0	0	0	0	0	0	0	10	35	30 to 40	80.0	4	40.0
03/10/2019	23:00	100	0	0	2	0	1	1	0	0	0	0	0	0	0	0	0	0	0	0	104	9.5	5 to 15	96.2	2	1.9
24 Hr Summary		125	76	322	622	187	53	7	0	0	1	0	0	0	0	0	0	0	0	0	1393	31	25 to 35	81.2	248	17.8

Incoming Direction Histogram

Rectory Lane

from Thu-Sep-12-2019-01-00-PM to Thu-Oct-10-2019-11-59-AM

Date	Starting Hr:min	<15	15 to <20	20 to <25	25 to <30	30 to <35	35 to <40	40 to <45	45 to <50	50 to <55	55 to <60	60 to <65	65 to <70	70 to <75	75 to <80	80 to <85	85 to <90	90 to <95	95 to <100	100 to >105	Total Counts	85pct Speed	10mph Pace	% in pace	# of Speeders	% Speeders	
04/10/2019	00:00	20	0	0	1	1	0	0	0	0	0	0	0	0	0	0	0	0	0	0	22	9.8	5 to 15	90.9	1	4.5	
04/10/2019	01:00	219	0	0	0	0	0	0	0	0	0	0	0	0	0	0	0	0	0	0	219	9.3	5 to 15	100.0	*	*	
04/10/2019	02:00	117	0	0	1	1	0	0	0	0	0	0	0	0	0	0	0	0	0	0	119	9.3	5 to 15	98.3	1	0.8	
04/10/2019	03:00	0	0	0	0	0	0	0	0	0	0	0	0	0	0	0	0	0	0	0	0	0	0	*	*	*	*
04/10/2019	04:00	0	0	0	0	0	0	0	0	0	0	0	0	0	0	0	0	0	0	0	0	0	0	*	*	*	*
04/10/2019	05:00	0	0	0	2	0	0	0	0	0	0	0	0	0	0	0	0	0	0	0	2	30	20 to 30	100.0	*	*	
04/10/2019	06:00	0	0	1	5	2	1	0	0	0	0	0	0	0	0	0	0	0	0	0	9	35	25 to 35	88.9	3	33.3	
04/10/2019	07:00	0	4	29	43	19	5	0	0	0	0	0	0	0	0	0	0	0	0	0	100	32.4	25 to 35	91.0	24	24.0	
04/10/2019	08:00	1	4	55	77	21	7	0	0	0	0	0	0	0	0	0	0	0	0	0	165	30.7	25 to 35	92.7	28	17.0	
04/10/2019	09:00	0	3	18	31	7	2	0	0	0	0	0	0	0	0	0	0	0	0	0	61	30	25 to 35	91.8	9	14.8	
04/10/2019	10:00	7	5	13	24	11	1	0	0	0	0	0	0	0	0	0	0	0	0	0	61	31.4	25 to 35	78.7	12	19.7	
04/10/2019	11:00	8	6	28	31	7	1	0	0	0	0	0	0	0	0	0	0	0	0	0	81	29.4	25 to 35	81.5	8	9.9	
04/10/2019	12:00	1	3	16	40	20	3	0	0	0	0	0	0	0	0	0	0	0	0	0	83	32.8	25 to 35	91.6	23	27.7	
04/10/2019	13:00	0	6	8	34	17	2	0	0	1	0	0	0	0	0	0	0	0	0	0	68	32.9	25 to 35	86.8	20	29.4	
04/10/2019	14:00	2	6	14	37	19	2	2	0	0	0	0	0	0	0	0	0	0	0	0	82	32.9	25 to 35	85.4	23	28.0	
04/10/2019	15:00	1	4	17	42	19	3	0	0	0	0	0	0	0	0	0	0	0	0	0	86	32.4	25 to 35	90.7	22	25.6	
04/10/2019	16:00	0	3	28	38	24	2	1	0	0	0	0	0	0	0	0	0	0	0	0	96	32.7	25 to 35	93.8	27	28.1	
04/10/2019	17:00	2	5	14	35	22	6	1	0	0	0	0	0	0	0	0	0	0	0	0	85	33.6	25 to 35	83.5	29	34.1	
04/10/2019	18:00	1	1	16	30	17	0	1	0	0	0	0	0	0	0	0	0	0	0	0	66	32.4	25 to 35	95.5	18	27.3	
04/10/2019	19:00	1	1	13	31	10	3	1	0	0	0	0	0	0	0	0	0	0	0	0	60	32.5	25 to 35	90.0	14	23.3	
04/10/2019	20:00	0	0	3	10	5	4	0	1	0	0	0	0	0	0	0	0	0	0	0	23	37.5	30 to 40	82.6	10	43.5	
04/10/2019	21:00	0	0	2	9	3	0	0	0	0	0	0	0	0	0	0	0	0	0	0	14	31.7	25 to 35	100.0	3	21.4	
04/10/2019	22:00	0	1	4	13	1	1	0	0	0	0	0	0	0	0	0	0	0	0	0	20	29.6	20 to 30	90.0	2	10.0	
04/10/2019	23:00	0	0	0	3	2	0	0	0	0	0	0	0	0	0	0	0	0	0	0	5	32.5	25 to 35	100.0	2	40.0	
24 Hr Summary		380	52	279	537	228	43	6	1	1	0	0	0	0	0	0	0	0	0	0	1527	31.1	25 to 35	68.4	279	18.3	

Incoming Direction Histogram

Rectory Lane

from Thu-Sep-12-2019-01-00-PM to Thu-Oct-10-2019-11-59-AM

Date	Starting Hr:min	<15	15 to <20	20 to <25	25 to <30	30 to <35	35 to <40	40 to <45	45 to <50	50 to <55	55 to <60	60 to <65	65 to <70	70 to <75	75 to <80	80 to <85	85 to <90	90 to <95	95 to <100	100 to >105	Total Counts	85pct Speed	10mph Pace	% in pace	# of Speeders	% Speeders	
05/10/2019	00:00	0	0	0	3	1	0	0	0	0	0	0	0	0	0	0	0	0	0	0	4	30	25 to 35	100.0	1	25.0	
05/10/2019	01:00	0	0	0	0	0	0	1	0	0	0	0	0	0	0	0	0	0	0	0	1	45	35 to 45	100.0	1	100.0	
05/10/2019	02:00	0	0	0	1	0	0	0	0	0	0	0	0	0	0	0	0	0	0	0	1	30	20 to 30	100.0	*	*	
05/10/2019	03:00	0	0	0	0	0	0	0	0	0	0	0	0	0	0	0	0	0	0	0	0	0	0	*	*	*	*
05/10/2019	04:00	0	0	0	0	0	0	0	0	0	0	0	0	0	0	0	0	0	0	0	0	0	0	*	*	*	*
05/10/2019	05:00	0	0	0	1	0	0	0	0	0	0	0	0	0	0	0	0	0	0	0	1	30	20 to 30	100.0	*	*	
05/10/2019	06:00	1	1	2	3	3	0	0	0	0	0	0	0	0	0	0	0	0	0	0	10	31.7	25 to 35	80.0	3	30.0	
05/10/2019	07:00	0	2	8	8	3	2	0	0	0	0	0	0	0	0	0	0	0	0	0	23	33.3	25 to 35	82.6	5	21.7	
05/10/2019	08:00	0	2	7	17	7	2	0	0	0	0	0	0	0	0	0	0	0	0	0	35	32.9	25 to 35	88.6	9	25.7	
05/10/2019	09:00	4	4	37	43	7	1	0	0	0	0	0	0	0	0	0	0	0	0	0	96	29.3	25 to 35	90.6	8	8.3	
05/10/2019	10:00	2	7	29	58	9	2	0	0	0	0	0	0	0	0	0	0	0	0	0	107	29.6	25 to 35	89.7	11	10.3	
05/10/2019	11:00	1	4	28	36	13	0	0	0	0	0	0	0	0	0	0	0	0	0	0	82	30.4	25 to 35	93.9	13	15.9	
05/10/2019	12:00	1	6	15	34	22	4	0	0	0	0	0	0	0	0	0	0	0	0	0	82	33.2	25 to 35	86.6	26	31.7	
05/10/2019	13:00	4	5	25	37	12	2	1	0	0	0	0	0	0	0	0	0	0	0	0	86	30.8	25 to 35	86.0	15	17.4	
05/10/2019	14:00	4	1	7	34	9	3	0	0	0	0	0	0	0	0	0	0	0	0	0	58	31.7	25 to 35	86.2	12	20.7	
05/10/2019	15:00	0	1	13	29	12	3	0	0	0	0	0	0	0	0	0	0	0	0	0	58	32.5	25 to 35	93.1	15	25.9	
05/10/2019	16:00	2	4	4	20	10	2	0	0	0	0	0	0	0	0	0	0	0	0	0	42	33	25 to 35	81.0	12	28.6	
05/10/2019	17:00	0	2	10	23	17	5	0	0	0	0	0	0	0	0	0	0	0	0	0	57	33.8	25 to 35	87.7	22	38.6	
05/10/2019	18:00	0	0	12	22	11	5	1	0	0	0	0	0	0	0	0	0	0	0	0	51	34.1	25 to 35	88.2	17	33.3	
05/10/2019	19:00	0	0	4	12	11	4	0	0	0	0	0	0	0	0	0	0	0	0	0	31	34.5	25 to 35	87.1	15	48.4	
05/10/2019	20:00	0	1	2	11	10	2	2	0	0	0	0	0	0	0	0	0	0	0	0	28	35	25 to 35	82.1	14	50.0	
05/10/2019	21:00	0	1	3	2	5	1	0	1	0	0	0	0	0	0	0	0	0	0	0	13	35	25 to 35	76.9	7	53.8	
05/10/2019	22:00	0	0	2	4	6	0	0	0	0	0	0	0	0	0	0	0	0	0	0	12	33.3	25 to 35	100.0	6	50.0	
05/10/2019	23:00	0	1	3	5	1	1	0	0	0	0	0	0	0	0	0	0	0	0	0	11	30	20 to 30	81.8	2	18.2	
24 Hr Summary		19	42	211	403	169	39	5	1	0	0	0	0	0	0	0	0	0	0	0	889	32.4	25 to 35	88.1	214	24.1	

Incoming Direction Histogram

Rectory Lane

from Thu-Sep-12-2019-01-00-PM to Thu-Oct-10-2019-11-59-AM

Date	Starting Hr:min	<15	15 to <20	20 to <25	25 to <30	30 to <35	35 to <40	40 to <45	45 to <50	50 to <55	55 to <60	60 to <65	65 to <70	70 to <75	75 to <80	80 to <85	85 to <90	90 to <95	95 to <100	100 to >105	Total Counts	85pct Speed	10mph Pace	% in pace	# of Speeders	% Speeders
06/10/2019	00:00	1	1	1	1	2	0	1	0	0	0	0	0	0	0	0	0	0	0	0	7	35	25 to 35	57.1	3	42.9
06/10/2019	01:00	0	0	0	0	0	0	2	0	0	0	0	0	0	0	0	0	0	0	0	2	45	35 to 45	100.0	2	100.0
06/10/2019	02:00	0	0	0	0	2	0	0	0	0	0	0	0	0	0	0	0	0	0	0	2	35	25 to 35	100.0	2	100.0
06/10/2019	03:00	0	0	0	0	2	0	0	0	0	0	0	0	0	0	0	0	0	0	0	2	35	25 to 35	100.0	2	100.0
06/10/2019	04:00	0	0	0	0	2	0	0	0	0	0	0	0	0	0	0	0	0	0	0	2	35	25 to 35	100.0	2	100.0
06/10/2019	05:00	0	0	0	0	1	1	0	0	0	0	0	0	0	0	0	0	0	0	0	2	40	30 to 40	100.0	2	100.0
06/10/2019	06:00	0	0	0	0	0	1	0	0	0	0	0	0	0	0	0	0	0	0	0	1	40	30 to 40	100.0	1	100.0
06/10/2019	07:00	297	0	4	7	2	0	0	0	0	0	0	0	0	0	0	0	0	0	0	310	9.6	5 to 15	95.8	2	0.6
06/10/2019	08:00	41	2	10	22	9	1	1	0	0	0	0	0	0	0	0	0	0	0	0	86	29.5	10 to 20	50.0	11	12.8
06/10/2019	09:00	116	0	7	22	3	2	0	0	0	0	0	0	0	0	0	0	0	0	0	150	26.1	5 to 15	77.3	5	3.3
06/10/2019	10:00	63	2	14	29	14	0	0	0	0	0	0	0	0	0	0	0	0	0	0	122	29.3	10 to 20	53.3	14	11.5
06/10/2019	11:00	24	8	26	28	6	1	0	0	0	0	0	0	0	0	0	0	0	0	0	93	28.8	20 to 30	66.7	7	7.5
06/10/2019	12:00	3	2	14	25	10	0	1	0	0	0	0	0	0	0	0	0	0	0	0	55	31.5	25 to 35	89.1	11	20.0
06/10/2019	13:00	0	2	12	24	2	3	0	0	0	0	0	0	0	0	0	0	0	0	0	43	29.8	20 to 30	88.4	5	11.6
06/10/2019	14:00	2	6	12	15	12	4	0	0	0	0	0	0	0	0	0	0	0	0	0	51	33.3	25 to 35	76.5	16	31.4
06/10/2019	15:00	2	3	6	34	8	1	1	0	0	0	0	0	0	0	0	0	0	0	0	55	31.2	25 to 35	87.3	10	18.2
06/10/2019	16:00	1	2	5	11	7	1	1	1	0	0	0	0	0	0	0	0	0	0	0	29	34.3	25 to 35	79.3	10	34.5
06/10/2019	17:00	0	2	6	19	2	5	0	0	0	0	0	0	0	0	0	0	0	0	0	34	35	20 to 30	79.4	7	20.6
06/10/2019	18:00	1	1	4	9	5	1	0	0	0	0	0	0	0	0	0	0	0	0	0	21	33	25 to 35	85.7	6	28.6
06/10/2019	19:00	0	0	7	11	6	2	0	0	0	0	0	0	0	0	0	0	0	0	0	26	33.3	25 to 35	92.3	8	30.8
06/10/2019	20:00	0	0	2	8	4	2	1	0	0	0	0	0	0	0	0	0	0	0	0	17	35	25 to 35	82.4	7	41.2
06/10/2019	21:00	0	0	0	1	0	0	1	0	0	0	0	0	0	0	0	0	0	0	0	2	45	20 to 30	50.0	1	50.0
06/10/2019	22:00	0	0	1	2	0	1	0	0	0	0	0	0	0	0	0	0	0	0	0	4	30	20 to 30	75.0	1	25.0
06/10/2019	23:00	0	0	0	1	0	1	0	0	0	0	0	0	0	0	0	0	0	0	0	2	40	30 to 40	100.0	1	50.0
24 Hr Summary		551	31	131	269	99	27	9	1	0	0	0	0	0	0	0	0	0	0	0	1118	29.4	10 to 20	52.1	136	12.2

Incoming Direction Histogram

Rectory Lane

from Thu-Sep-12-2019-01-00-PM to Thu-Oct-10-2019-11-59-AM

Date	Starting Hr:min	<15	15 to <20	20 to <25	25 to <30	30 to <35	35 to <40	40 to <45	45 to <50	50 to <55	55 to <60	60 to <65	65 to <70	70 to <75	75 to <80	80 to <85	85 to <90	90 to <95	95 to <100	100 to >105	Total Counts	85pct Speed	10mph Pace	% in pace	# of Speeders	% Speeders	
07/10/2019	00:00	0	0	0	1	0	0	0	0	0	0	0	0	0	0	0	0	0	0	0	1	30	20 to 30	100.0	*	*	
07/10/2019	01:00	0	0	0	0	0	0	0	0	0	0	0	0	0	0	0	0	0	0	0	0	0	0	*	*	*	*
07/10/2019	02:00	0	0	0	0	0	0	0	0	0	0	0	0	0	0	0	0	0	0	0	0	0	0	*	*	*	*
07/10/2019	03:00	0	0	0	1	0	0	0	0	0	0	0	0	0	0	0	0	0	0	0	1	30	20 to 30	100.0	*	*	
07/10/2019	04:00	0	0	0	0	0	0	0	0	0	0	0	0	0	0	0	0	0	0	0	0	0	0	*	*	*	*
07/10/2019	05:00	0	0	0	2	0	0	0	0	0	0	0	0	0	0	0	0	0	0	0	2	30	20 to 30	100.0	*	*	
07/10/2019	06:00	0	0	3	5	3	0	0	0	0	0	0	0	0	0	0	0	0	0	0	11	31.7	25 to 35	100.0	3	27.3	
07/10/2019	07:00	0	2	34	76	18	3	0	0	0	0	0	0	0	0	0	0	0	0	0	133	30.3	25 to 35	96.2	21	15.8	
07/10/2019	08:00	1	6	42	78	27	2	0	0	0	0	0	0	0	0	0	0	0	0	0	156	31.1	25 to 35	94.2	29	18.6	
07/10/2019	09:00	2	2	12	24	12	2	1	0	0	0	0	0	0	0	0	0	0	0	0	55	32.9	25 to 35	87.3	15	27.3	
07/10/2019	10:00	4	4	14	27	10	1	0	0	0	0	0	0	0	0	0	0	0	0	0	60	31	25 to 35	85.0	11	18.3	
07/10/2019	11:00	2	1	26	32	16	1	0	0	0	0	0	0	0	0	0	0	0	0	0	78	31.6	25 to 35	94.9	17	21.8	
07/10/2019	12:00	1	2	14	27	7	3	0	0	0	0	0	0	0	0	0	0	0	0	0	54	31.4	25 to 35	88.9	10	18.5	
07/10/2019	13:00	1	2	12	34	3	2	1	0	0	0	0	0	0	0	0	0	0	0	0	55	29.7	25 to 35	89.1	6	10.9	
07/10/2019	14:00	0	5	18	44	12	2	0	0	0	0	0	0	0	0	0	0	0	0	0	81	30.8	25 to 35	91.4	14	17.3	
07/10/2019	15:00	1	2	22	33	13	2	0	0	0	0	0	0	0	0	0	0	0	0	0	73	31.5	25 to 35	93.2	15	20.5	
07/10/2019	16:00	1	3	14	43	14	0	1	0	0	0	0	0	0	0	0	0	0	0	0	76	31.4	25 to 35	93.4	15	19.7	
07/10/2019	17:00	3	1	10	39	17	4	1	0	0	0	0	0	0	0	0	0	0	0	0	75	33.2	25 to 35	88.0	22	29.3	
07/10/2019	18:00	7	1	14	27	16	5	0	0	0	0	0	0	0	0	0	0	0	0	0	70	33.4	25 to 35	81.4	21	30.0	
07/10/2019	19:00	0	4	6	17	5	4	1	0	0	0	0	0	0	0	0	0	0	0	0	37	34	25 to 35	75.7	10	27.0	
07/10/2019	20:00	0	0	2	16	9	3	1	1	0	0	0	0	0	0	0	0	0	0	0	32	35	30 to 40	87.5	14	43.8	
07/10/2019	21:00	0	0	4	8	5	0	0	0	0	0	0	0	0	0	0	0	0	0	0	17	32	25 to 35	100.0	5	29.4	
07/10/2019	22:00	0	0	2	2	1	0	0	0	0	0	0	0	0	0	0	0	0	0	0	5	30	25 to 35	100.0	1	20.0	
07/10/2019	23:00	0	0	0	0	1	2	0	0	0	0	0	0	0	0	0	0	0	0	0	3	40	30 to 40	100.0	3	100.0	
24 Hr Summary		23	35	249	536	189	36	6	1	0	0	0	0	0	0	0	0	0	0	0	1075	31.9	25 to 35	90.6	232	21.6	

Incoming Direction Histogram

Rectory Lane

from Thu-Sep-12-2019-01-00-PM to Thu-Oct-10-2019-11-59-AM

Date	Starting Hr:min	<15	15 to <20	20 to <25	25 to <30	30 to <35	35 to <40	40 to <45	45 to <50	50 to <55	55 to <60	60 to <65	65 to <70	70 to <75	75 to <80	80 to <85	85 to <90	90 to <95	95 to <100	100 to >105	Total Counts	85pct Speed	10mph Pace	% in pace	# of Speeders	% Speeders	
08/10/2019	00:00	0	0	1	0	0	0	0	0	0	0	0	0	0	0	0	0	0	0	0	1	25	15 to 25	100.0	*	*	
08/10/2019	01:00	0	0	0	0	0	0	0	0	0	0	0	0	0	0	0	0	0	0	0	0	0	0	*	*	*	*
08/10/2019	02:00	0	0	0	0	0	0	0	0	0	0	0	0	0	0	0	0	0	0	0	0	0	0	*	*	*	*
08/10/2019	03:00	0	0	0	1	0	0	0	0	0	0	0	0	0	0	0	0	0	0	0	1	30	20 to 30	100.0	*	*	
08/10/2019	04:00	0	0	0	0	0	0	0	0	0	0	0	0	0	0	0	0	0	0	0	0	0	0	*	*	*	*
08/10/2019	05:00	0	0	0	3	0	1	1	0	0	0	0	0	0	0	0	0	0	0	0	5	40	30 to 40	80.0	2	40.0	
08/10/2019	06:00	0	1	3	3	1	1	0	0	0	0	0	0	0	0	0	0	0	0	0	9	35	20 to 30	77.8	2	22.2	
08/10/2019	07:00	1	5	33	79	36	5	0	1	0	0	0	0	0	0	0	0	0	0	0	160	32.5	25 to 35	92.5	42	26.3	
08/10/2019	08:00	0	4	39	102	29	5	1	0	0	0	0	0	0	0	0	0	0	0	0	180	31.4	25 to 35	94.4	35	19.4	
08/10/2019	09:00	1	2	14	33	10	2	1	0	0	0	0	0	0	0	0	0	0	0	0	63	32	25 to 35	90.5	13	20.6	
08/10/2019	10:00	1	0	16	24	7	2	0	0	0	0	0	0	0	0	0	0	0	0	0	50	30.7	25 to 35	94.0	9	18.0	
08/10/2019	11:00	2	3	20	38	8	1	0	0	0	0	0	0	0	0	0	0	0	0	0	72	29.7	25 to 35	91.7	9	12.5	
08/10/2019	12:00	0	3	21	30	13	3	1	0	0	0	0	0	0	0	0	0	0	0	0	71	32.3	25 to 35	90.1	17	23.9	
08/10/2019	13:00	1	4	23	40	8	2	0	0	0	0	0	0	0	0	0	0	0	0	0	78	29.8	25 to 35	91.0	10	12.8	
08/10/2019	14:00	1	4	25	48	17	2	0	0	0	0	0	0	0	0	0	0	0	0	0	97	31.2	25 to 35	92.8	19	19.6	
08/10/2019	15:00	2	0	16	29	7	2	0	0	0	0	0	0	0	0	0	0	0	0	0	56	30.7	25 to 35	92.9	9	16.1	
08/10/2019	16:00	91	3	11	30	18	3	0	0	0	0	0	0	0	0	0	0	0	0	0	156	29.7	10 to 20	60.3	21	13.5	
08/10/2019	17:00	1	6	16	48	16	2	1	0	0	0	0	0	0	0	0	0	0	0	0	90	31.6	25 to 35	88.9	19	21.1	
08/10/2019	18:00	29	0	14	31	13	1	0	0	0	0	0	0	0	0	0	0	0	0	0	88	30.4	25 to 35	65.9	14	15.9	
08/10/2019	19:00	1	1	10	22	10	3	1	0	0	0	0	0	0	0	0	0	0	0	0	48	33.5	25 to 35	87.5	14	29.2	
08/10/2019	20:00	1	1	6	19	12	0	0	0	0	0	0	0	0	0	0	0	0	0	0	39	32.5	25 to 35	94.9	12	30.8	
08/10/2019	21:00	0	2	2	5	6	0	0	0	0	0	0	0	0	0	0	0	0	0	0	15	33.3	25 to 35	86.7	6	40.0	
08/10/2019	22:00	0	0	4	6	4	0	0	0	0	0	0	0	0	0	0	0	0	0	0	14	32.5	25 to 35	100.0	4	28.6	
08/10/2019	23:00	0	0	1	2	1	1	0	0	0	0	0	0	0	0	0	0	0	0	0	5	35	25 to 35	80.0	2	40.0	
24 Hr Summary		132	39	275	593	216	36	6	1	0	0	0	0	0	0	0	0	0	0	0	1298	31.5	25 to 35	83.5	259	20.0	

Incoming Direction Histogram

Rectory Lane

from Thu-Sep-12-2019-01-00-PM to Thu-Oct-10-2019-11-59-AM

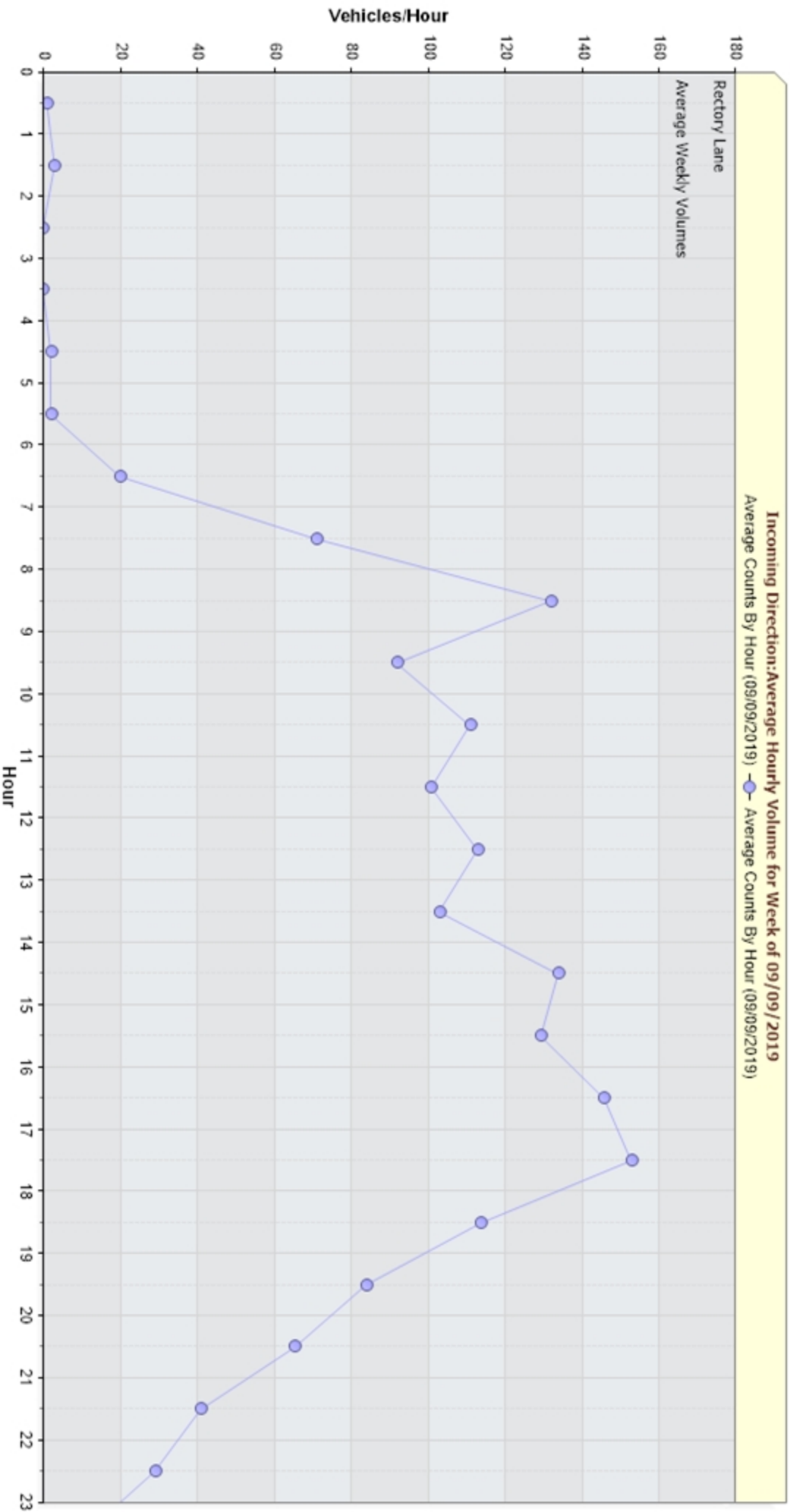
Date	Starting Hr:min	<15	15 to <20	20 to <25	25 to <30	30 to <35	35 to <40	40 to <45	45 to <50	50 to <55	55 to <60	60 to <65	65 to <70	70 to <75	75 to <80	80 to <85	85 to <90	90 to <95	95 to <100	100 to >105	Total Counts	85pct Speed	10mph Pace	% in pace	# of Speeders	% Speeders	
09/10/2019	00:00	0	0	0	0	0	0	0	0	0	0	0	0	0	0	0	0	0	0	0	0	0	*	*	*	*	
09/10/2019	01:00	0	0	0	1	0	0	0	0	0	0	0	0	0	0	0	0	0	0	0	0	1	30	20 to 30	100.0	*	*
09/10/2019	02:00	0	0	0	0	0	0	0	0	0	0	0	0	0	0	0	0	0	0	0	0	0	0	*	*	*	*
09/10/2019	03:00	0	0	0	0	0	0	0	0	0	0	0	0	0	0	0	0	0	0	0	0	0	0	*	*	*	*
09/10/2019	04:00	0	0	0	0	0	0	0	0	0	0	0	0	0	0	0	0	0	0	0	0	0	0	*	*	*	*
09/10/2019	05:00	0	0	0	0	2	0	0	0	0	0	0	0	0	0	0	0	0	0	0	0	2	35	25 to 35	100.0	2	100.0
09/10/2019	06:00	0	1	2	3	2	0	0	0	0	0	0	0	0	0	0	0	0	0	0	0	8	32.5	25 to 35	87.5	2	25.0
09/10/2019	07:00	1	2	22	101	32	11	0	0	0	0	0	0	0	0	0	0	0	0	0	0	169	32.8	25 to 35	91.7	43	25.4
09/10/2019	08:00	0	2	50	103	29	7	0	0	0	0	0	0	0	0	0	0	0	0	0	0	191	31.2	25 to 35	95.3	36	18.8
09/10/2019	09:00	3	2	9	26	8	3	0	0	0	0	0	0	0	0	0	0	0	0	0	0	51	31.9	25 to 35	84.3	11	21.6
09/10/2019	10:00	1	4	22	35	6	2	0	0	0	0	0	0	0	0	0	0	0	0	0	0	70	29.7	25 to 35	90.0	8	11.4
09/10/2019	11:00	4	5	12	30	5	0	0	0	0	0	0	0	0	0	0	0	0	0	0	0	56	29.5	20 to 30	83.9	5	8.9
09/10/2019	12:00	0	1	7	33	16	4	0	0	0	0	0	0	0	0	0	0	0	0	0	0	61	33.4	25 to 35	91.8	20	32.8
09/10/2019	13:00	0	3	20	35	11	2	1	0	0	0	0	0	0	0	0	0	0	0	0	0	72	31.4	25 to 35	91.7	14	19.4
09/10/2019	14:00	30	8	19	36	14	1	1	0	0	0	0	0	0	0	0	0	0	0	0	0	109	30	25 to 35	63.3	16	14.7
09/10/2019	15:00	1	3	14	42	11	2	0	0	0	0	0	0	0	0	0	0	0	0	0	0	73	30.9	25 to 35	91.8	13	17.8
09/10/2019	16:00	0	3	14	37	14	5	0	0	0	0	0	0	0	0	0	0	0	0	0	0	73	32.9	25 to 35	89.0	19	26.0
09/10/2019	17:00	0	2	13	49	20	5	0	0	0	0	0	0	0	0	0	0	0	0	0	0	89	33	25 to 35	92.1	25	28.1
09/10/2019	18:00	2	1	13	30	13	4	0	0	0	0	0	0	0	0	0	0	0	0	0	0	63	33.1	25 to 35	88.9	17	27.0
09/10/2019	19:00	0	3	7	15	12	3	0	0	0	1	0	0	0	0	0	0	0	0	0	0	41	34.2	25 to 35	82.9	16	39.0
09/10/2019	20:00	0	0	4	14	5	4	2	1	0	0	0	0	0	0	0	0	0	0	0	0	30	38.8	25 to 35	76.7	12	40.0
09/10/2019	21:00	0	0	4	6	3	0	1	0	0	0	0	0	0	0	0	0	0	0	0	0	14	33.3	25 to 35	92.9	4	28.6
09/10/2019	22:00	0	0	0	8	4	1	0	0	0	0	0	0	0	0	0	0	0	0	0	0	13	33.8	30 to 40	100.0	5	38.5
09/10/2019	23:00	0	0	1	4	4	0	0	0	0	0	0	0	0	0	0	0	0	0	0	0	9	33.8	25 to 35	100.0	4	44.4
24 Hr Summary		42	40	233	608	211	54	5	1	0	1	0	0	0	0	0	0	0	0	0	0	1195	32.2	25 to 35	88.0	272	22.8

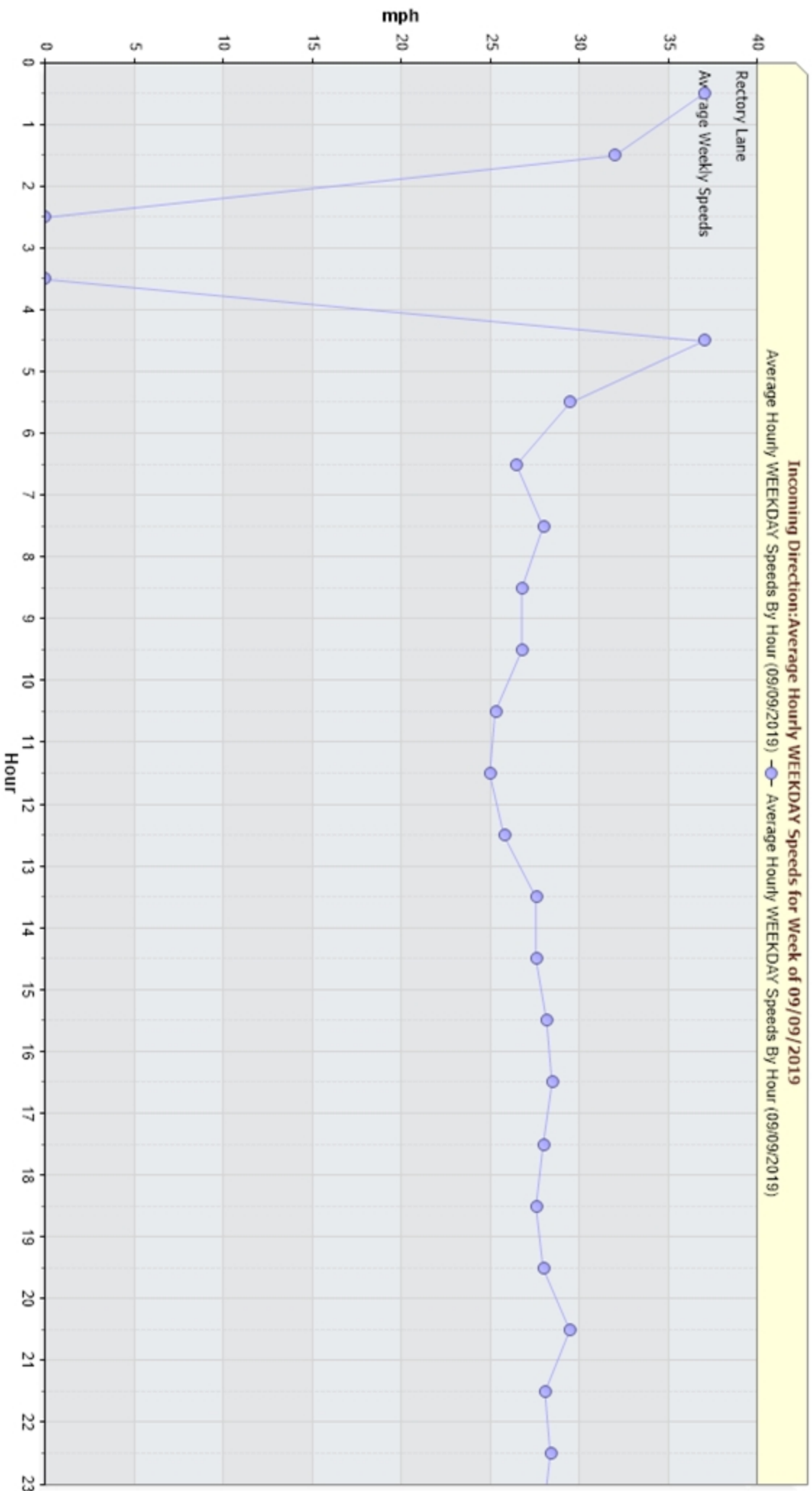
Incoming Direction Histogram

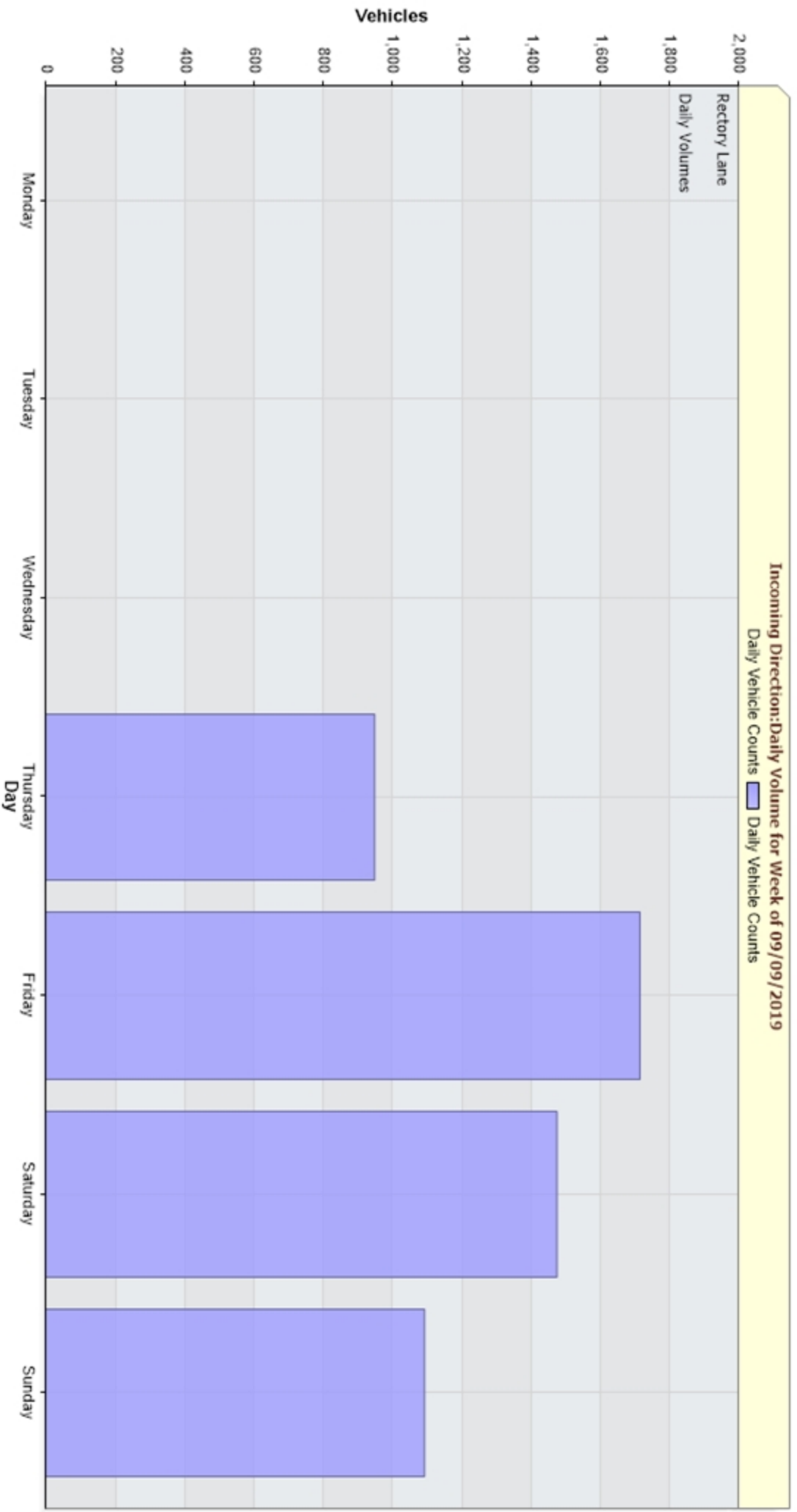
Rectory Lane

from Thu-Sep-12-2019-01-00-PM to Thu-Oct-10-2019-11-59-AM

Date	Starting Hr:min	<15	15 to <20	20 to <25	25 to <30	30 to <35	35 to <40	40 to <45	45 to <50	50 to <55	55 to <60	60 to <65	65 to <70	70 to <75	75 to <80	80 to <85	85 to <90	90 to <95	95 to <100	100 to >105	Total Counts	85pct Speed	10mph Pace	% in pace	# of Speeders	% Speeders	
10/10/2019	00:00	0	0	0	1	3	0	0	0	0	0	0	0	0	0	0	0	0	0	0	4	33.3	25 to 35	100.0	3	75.0	
10/10/2019	01:00	0	0	0	0	0	0	0	0	0	0	0	0	0	0	0	0	0	0	0	0	0	*	*	*	*	
10/10/2019	02:00	0	0	0	0	0	0	0	0	0	0	0	0	0	0	0	0	0	0	0	0	0	*	*	*	*	
10/10/2019	03:00	0	0	0	0	0	0	0	0	0	0	0	0	0	0	0	0	0	0	0	0	0	*	*	*	*	
10/10/2019	04:00	0	0	0	0	0	0	0	0	0	0	0	0	0	0	0	0	0	0	0	0	0	*	*	*	*	
10/10/2019	05:00	0	0	1	2	0	0	0	0	0	0	0	0	0	0	0	0	0	0	0	3	30	20 to 30	100.0	*	*	
10/10/2019	06:00	0	1	2	4	2	1	1	0	0	0	0	0	0	0	0	0	0	0	0	11	35	25 to 35	72.7	4	36.4	
10/10/2019	07:00	0	4	42	94	28	10	0	0	0	0	0	0	0	0	0	0	0	0	0	178	32	25 to 35	92.1	38	21.3	
10/10/2019	08:00	2	9	44	78	39	6	1	0	0	0	0	0	0	0	0	0	0	0	0	179	32.4	25 to 35	89.9	46	25.7	
10/10/2019	09:00	0	10	14	35	8	1	0	0	0	0	0	0	0	0	0	0	0	0	0	68	29.9	20 to 30	86.8	9	13.2	
10/10/2019	10:00	3	6	18	39	15	2	0	0	0	0	0	0	0	0	0	0	0	0	0	83	31.7	25 to 35	86.7	17	20.5	
10/10/2019	11:00	1	0	6	12	4	0	0	0	0	0	0	0	0	0	0	0	0	0	0	23	31.2	25 to 35	95.7	4	17.4	
10/10/2019	12:00	*	*	*	*	*	*	*	*	*	*	*	*	*	*	*	*	*	*	*	*	*	*	*	*	*	*
10/10/2019	13:00	*	*	*	*	*	*	*	*	*	*	*	*	*	*	*	*	*	*	*	*	*	*	*	*	*	*
10/10/2019	14:00	*	*	*	*	*	*	*	*	*	*	*	*	*	*	*	*	*	*	*	*	*	*	*	*	*	*
10/10/2019	15:00	*	*	*	*	*	*	*	*	*	*	*	*	*	*	*	*	*	*	*	*	*	*	*	*	*	*
10/10/2019	16:00	*	*	*	*	*	*	*	*	*	*	*	*	*	*	*	*	*	*	*	*	*	*	*	*	*	*
10/10/2019	17:00	*	*	*	*	*	*	*	*	*	*	*	*	*	*	*	*	*	*	*	*	*	*	*	*	*	*
10/10/2019	18:00	*	*	*	*	*	*	*	*	*	*	*	*	*	*	*	*	*	*	*	*	*	*	*	*	*	*
10/10/2019	19:00	*	*	*	*	*	*	*	*	*	*	*	*	*	*	*	*	*	*	*	*	*	*	*	*	*	*
10/10/2019	20:00	*	*	*	*	*	*	*	*	*	*	*	*	*	*	*	*	*	*	*	*	*	*	*	*	*	*
10/10/2019	21:00	*	*	*	*	*	*	*	*	*	*	*	*	*	*	*	*	*	*	*	*	*	*	*	*	*	*
10/10/2019	22:00	*	*	*	*	*	*	*	*	*	*	*	*	*	*	*	*	*	*	*	*	*	*	*	*	*	*
10/10/2019	23:00	*	*	*	*	*	*	*	*	*	*	*	*	*	*	*	*	*	*	*	*	*	*	*	*	*	*
24 Hr Summary		6	30	127	265	99	20	2	0	0	0	0	0	0	0	0	0	0	0	0	549	32	25 to 35	89.4	121	22.0	







2,000

Rectory Lane

Daily Volumes

1,800

1,600

1,400

1,200

1,000

800

600

400

200

0

Vehicles

Monday

Tuesday

Wednesday

Thursday
Day

Friday

Saturday

Sunday