

For Project: Norwich Road
 Project Notes:
 Location/Name: Incoming Direction
 Report Generated: 24/09/2021 10:30
 Speed Intervals 5 mph
 Time Intervals Instant
 Traffic Report From 16/11/2017 13:00:00 through 14/12/2017 12:59:59
 85th Percentile Speed 29 mph
 85th Percentile Vehicles 180572
 Max Speed 75 mph on 06/12/2017 00:35:00
 Total Vehicles 212438
 AADT: 7587

Volumes - weekly counts

Time	5 Day	7 Day
Average Daily	7739	7366
AM Peak 07:00	839	669
PM Peak 03:00	542	503

Speed

Speed Limit: 30
 85th Percentile Speed: 29
 Average Speed: 24.53

	Monday	Tuesday	Wednesday	Thursday	Friday	Saturday	Sunday
Count over limit	1749	1452	1792	1635	2065	2513	2146
% over limit	5.6	4.5	5.5	5.3	6.0	8.7	9.5
Avg Speeder	33.2	33.2	33.1	33.2	33.3	33.4	33.5

Day/Time Ending	85th pctl (mph)	85th pctl cnts	Total Cnts	Max Speed	Avg Speeder	% Speeders
16/11/2017 02:00:00 PM	27.3	63	74	40	34.2	4.1%
16/11/2017 03:00:00 PM	28.0	421	495	40	33.1	3.4%
16/11/2017 04:00:00 PM	27.3	525	618	50	33.9	2.9%
16/11/2017 05:00:00 PM	28.3	496	584	45	33.5	2.6%
16/11/2017 06:00:00 PM	28.4	455	535	40	32.7	3.9%
16/11/2017 07:00:00 PM	28.7	417	491	45	33.1	4.9%
16/11/2017 08:00:00 PM	29.2	249	293	40	32.9	8.2%
16/11/2017 09:00:00 PM	29.2	163	192	40	33.0	5.2%
16/11/2017 10:00:00 PM	29.9	118	139	40	32.8	14.4%
16/11/2017 11:00:00 PM	31.1	73	86	40	33.1	18.6%
17/11/2017 12:00:00 AM	33.1	47	55	45	33.0	34.5%
17/11/2017 01:00:00 AM	33.6	41	48	55	35.8	25.0%
17/11/2017 02:00:00 AM	35.0	13	15	40	35.0	26.7%
17/11/2017 03:00:00 AM	37.5	4	5	40	35.0	80.0%
17/11/2017 04:00:00 AM	33.3	11	13	40	33.8	30.8%
17/11/2017 05:00:00 AM	33.0	26	31	50	35.6	25.8%
17/11/2017 06:00:00 AM	30.7	87	102	40	33.1	16.7%
17/11/2017 07:00:00 AM	29.3	281	331	55	33.9	7.6%
17/11/2017 08:00:00 AM	27.4	736	866	35	32.5	1.4%
17/11/2017 09:00:00 AM	27.8	742	873	35	32.5	2.3%
17/11/2017 10:00:00 AM	28.5	646	760	50	33.4	3.8%
17/11/2017 11:00:00 AM	28.7	567	667	60	33.5	3.9%
17/11/2017 12:00:00 PM	29.0	499	587	40	32.9	3.9%
17/11/2017 01:00:00 PM	29.0	448	527	40	32.6	6.5%
17/11/2017 02:00:00 PM	29.0	475	559	40	33.0	5.5%
17/11/2017 03:00:00 PM	28.2	468	550	40	32.7	4.0%
17/11/2017 04:00:00 PM	28.0	512	602	40	33.3	2.2%
17/11/2017 05:00:00 PM	28.3	456	537	40	33.3	2.2%
17/11/2017 06:00:00 PM	29.0	468	551	40	32.9	6.2%
17/11/2017 07:00:00 PM	29.0	461	542	40	33.0	5.4%
17/11/2017 08:00:00 PM	29.3	291	342	40	32.7	9.6%
17/11/2017 09:00:00 PM	29.4	167	197	45	34.0	8.6%
17/11/2017 10:00:00 PM	29.8	114	134	35	32.5	11.9%
17/11/2017 11:00:00 PM	29.7	128	150	40	32.8	10.7%
18/11/2017 12:00:00 AM	32.5	79	93	50	35.9	20.4%
18/11/2017 01:00:00 AM	34.1	58	68	50	34.6	35.3%
18/11/2017 02:00:00 AM	32.5	26	30	50	36.7	20.0%
18/11/2017 03:00:00 AM	30.0	20	24	35	32.5	16.7%
18/11/2017 04:00:00 AM	34.0	14	17	45	34.6	41.2%
18/11/2017 05:00:00 AM	36.7	18	21	45	36.1	33.3%
18/11/2017 06:00:00 AM	33.1	38	45	40	33.2	33.3%
18/11/2017 07:00:00 AM	29.7	121	142	40	32.8	11.3%
18/11/2017 08:00:00 AM	30.7	260	306	40	32.9	17.3%
18/11/2017 09:00:00 AM	29.2	494	581	40	33.0	5.7%
18/11/2017 10:00:00 AM	28.6	570	671	45	33.4	3.4%
18/11/2017 11:00:00 AM	28.5	592	696	35	32.5	2.6%
18/11/2017 12:00:00 PM	28.8	546	642	45	33.3	4.8%
18/11/2017 01:00:00 PM	29.2	511	601	55	33.3	7.2%
18/11/2017 02:00:00 PM	29.3	540	635	45	33.3	7.6%

18/11/2017 03:00:00 PM	29.0	478	562	40	33.1	4.8%
18/11/2017 04:00:00 PM	29.1	353	415	45	33.3	4.6%
18/11/2017 05:00:00 PM	29.0	366	431	40	32.7	5.8%
18/11/2017 06:00:00 PM	29.5	276	325	40	33.0	9.5%
18/11/2017 07:00:00 PM	29.2	298	351	40	32.7	7.4%
18/11/2017 08:00:00 PM	29.3	224	264	40	33.3	7.2%
18/11/2017 09:00:00 PM	31.3	139	163	45	33.8	18.4%
18/11/2017 10:00:00 PM	29.9	110	130	45	34.1	14.6%
18/11/2017 11:00:00 PM	30.3	116	137	45	33.9	16.1%
19/11/2017 12:00:00 AM	32.1	91	107	45	33.5	23.4%
19/11/2017 01:00:00 AM	33.1	47	55	45	35.2	23.6%
19/11/2017 02:00:00 AM	36.2	26	31	50	36.6	35.5%
19/11/2017 03:00:00 AM	38.3	25	29	45	35.8	51.7%
19/11/2017 04:00:00 AM	38.3	13	15	45	35.3	60.0%
19/11/2017 05:00:00 AM	35.0	6	7	40	34.2	42.9%
19/11/2017 06:00:00 AM	31.0	28	33	40	33.3	18.2%
19/11/2017 07:00:00 AM	32.5	65	77	40	32.7	29.9%
19/11/2017 08:00:00 AM	30.9	130	153	50	33.8	17.6%
19/11/2017 09:00:00 AM	32.0	195	229	40	33.2	22.7%
19/11/2017 10:00:00 AM	29.0	496	583	40	32.7	5.3%
19/11/2017 11:00:00 AM	28.8	605	712	40	33.0	4.2%
19/11/2017 12:00:00 PM	28.8	505	594	40	32.7	4.4%
19/11/2017 01:00:00 PM	29.0	517	608	40	32.8	5.3%
19/11/2017 02:00:00 PM	29.4	424	499	40	32.6	8.2%
19/11/2017 03:00:00 PM	29.2	357	420	45	33.0	7.1%
19/11/2017 04:00:00 PM	29.6	357	420	45	33.4	11.0%
19/11/2017 05:00:00 PM	29.1	293	345	45	33.8	7.0%
19/11/2017 06:00:00 PM	29.1	294	346	60	33.5	6.9%
19/11/2017 07:00:00 PM	29.8	212	250	60	34.7	12.8%
19/11/2017 08:00:00 PM	29.6	179	211	40	32.7	10.0%
19/11/2017 09:00:00 PM	29.7	118	139	45	33.8	11.5%
19/11/2017 10:00:00 PM	30.0	82	96	45	34.6	14.6%
19/11/2017 11:00:00 PM	31.1	65	76	40	34.0	17.1%
20/11/2017 12:00:00 AM	31.7	26	31	40	33.2	22.6%
20/11/2017 01:00:00 AM	30.0	8	10	50	45.0	20.0%
20/11/2017 02:00:00 AM	29.0	12	14	30	0.0	0.0%
20/11/2017 03:00:00 AM	30.0	3	4	35	32.5	25.0%
20/11/2017 04:00:00 AM	33.3	20	23	40	33.2	30.4%
20/11/2017 05:00:00 AM	25.6	71	83	35	32.5	6.0%
20/11/2017 06:00:00 AM	31.9	110	130	45	34.5	21.5%
20/11/2017 07:00:00 AM	29.7	298	351	40	32.9	11.4%
20/11/2017 08:00:00 AM	27.5	710	835	40	32.9	1.7%
20/11/2017 09:00:00 AM	26.9	654	769	35	32.5	1.4%
20/11/2017 10:00:00 AM	28.8	591	695	40	32.9	4.0%
20/11/2017 11:00:00 AM	28.7	517	608	45	32.9	4.3%
20/11/2017 12:00:00 PM	28.8	450	529	40	32.7	4.2%
20/11/2017 01:00:00 PM	28.9	394	464	35	32.5	4.7%
20/11/2017 02:00:00 PM	28.9	407	479	55	33.8	5.6%
20/11/2017 03:00:00 PM	28.2	427	502	40	32.7	4.4%
20/11/2017 04:00:00 PM	27.6	405	477	40	33.1	1.7%

20/11/2017 05:00:00 PM	27.1	463	545	35	32.5	1.7%
20/11/2017 06:00:00 PM	28.5	416	490	40	33.1	3.7%
20/11/2017 07:00:00 PM	28.6	349	411	45	34.2	3.6%
20/11/2017 08:00:00 PM	29.1	235	276	45	33.6	5.1%
20/11/2017 09:00:00 PM	29.6	136	160	45	34.3	10.6%
20/11/2017 10:00:00 PM	29.8	90	106	40	33.6	13.2%
20/11/2017 11:00:00 PM	32.3	47	55	40	32.9	25.5%
21/11/2017 12:00:00 AM	33.8	22	26	40	33.5	38.5%
21/11/2017 01:00:00 AM	32.5	16	19	70	42.5	21.1%
21/11/2017 02:00:00 AM	35.0	10	12	40	35.0	33.3%
21/11/2017 03:00:00 AM	31.7	14	17	40	33.8	23.5%
21/11/2017 04:00:00 AM	37.5	8	9	40	35.8	33.3%
21/11/2017 05:00:00 AM	31.2	22	26	40	33.5	19.2%
21/11/2017 06:00:00 AM	32.2	82	97	40	33.6	23.7%
21/11/2017 07:00:00 AM	29.5	303	357	40	32.9	9.5%
21/11/2017 08:00:00 AM	26.9	734	864	40	33.1	0.9%
21/11/2017 09:00:00 AM	28.1	656	772	40	32.7	3.1%
21/11/2017 10:00:00 AM	28.7	552	650	45	32.9	4.3%
21/11/2017 11:00:00 AM	28.8	496	584	45	33.2	4.6%
21/11/2017 12:00:00 PM	29.1	446	525	45	33.0	7.0%
21/11/2017 01:00:00 PM	29.3	374	440	40	33.0	7.5%
21/11/2017 02:00:00 PM	29.1	410	482	45	33.0	5.8%
21/11/2017 03:00:00 PM	28.1	382	450	45	34.3	3.1%
21/11/2017 04:00:00 PM	27.9	438	515	40	33.2	2.7%
21/11/2017 05:00:00 PM	28.1	409	481	40	33.5	3.1%
21/11/2017 06:00:00 PM	28.3	400	471	35	32.5	2.5%
21/11/2017 07:00:00 PM	29.0	382	449	40	32.7	5.3%
21/11/2017 08:00:00 PM	29.3	232	273	40	33.0	8.1%
21/11/2017 09:00:00 PM	29.8	148	174	45	33.8	13.2%
21/11/2017 10:00:00 PM	30.3	95	112	40	33.3	16.1%
21/11/2017 11:00:00 PM	29.8	62	73	40	33.1	12.3%
22/11/2017 12:00:00 AM	31.7	31	36	40	35.0	16.7%
22/11/2017 01:00:00 AM	34.2	21	25	55	36.4	36.0%
22/11/2017 02:00:00 AM	32.5	11	13	40	34.2	23.1%
22/11/2017 03:00:00 AM	35.0	13	15	45	35.0	40.0%
22/11/2017 04:00:00 AM	30.0	12	14	35	32.5	14.3%
22/11/2017 05:00:00 AM	32.5	31	36	40	33.8	22.2%
22/11/2017 06:00:00 AM	29.9	96	113	45	33.5	13.3%
22/11/2017 07:00:00 AM	29.7	303	357	40	33.1	11.2%
22/11/2017 08:00:00 AM	26.8	752	885	40	32.8	1.7%
22/11/2017 09:00:00 AM	28.6	623	733	35	32.5	4.6%
22/11/2017 10:00:00 AM	28.9	582	685	40	32.7	4.1%
22/11/2017 11:00:00 AM	29.1	434	511	35	32.5	5.3%
22/11/2017 12:00:00 PM	29.0	442	520	40	33.1	6.3%
22/11/2017 01:00:00 PM	29.4	383	451	40	32.7	9.3%
22/11/2017 02:00:00 PM	29.0	377	443	45	33.2	4.7%
22/11/2017 03:00:00 PM	28.9	389	458	40	32.7	5.5%
22/11/2017 04:00:00 PM	28.7	440	518	40	32.9	5.2%
22/11/2017 05:00:00 PM	27.8	450	529	45	33.3	3.4%
22/11/2017 06:00:00 PM	28.7	418	492	40	32.7	4.3%

22/11/2017 07:00:00 PM	29.0	338	398	40	33.0	5.5%
22/11/2017 08:00:00 PM	29.6	230	270	45	33.1	10.0%
22/11/2017 09:00:00 PM	29.6	143	168	40	33.3	10.7%
22/11/2017 10:00:00 PM	29.6	105	123	40	33.3	9.8%
22/11/2017 11:00:00 PM	31.2	75	88	45	33.8	18.2%
23/11/2017 12:00:00 AM	32.5	31	36	40	33.1	25.0%
23/11/2017 01:00:00 AM	35.0	15	18	60	38.3	33.3%
23/11/2017 02:00:00 AM	32.5	14	17	40	33.5	29.4%
23/11/2017 03:00:00 AM	32.5	21	25	35	32.5	32.0%
23/11/2017 04:00:00 AM	29.4	10	12	35	32.5	8.3%
23/11/2017 05:00:00 AM	32.5	25	29	40	33.2	24.1%
23/11/2017 06:00:00 AM	31.6	86	101	40	33.0	20.8%
23/11/2017 07:00:00 AM	29.5	309	364	40	32.8	9.1%
23/11/2017 08:00:00 AM	27.2	683	804	40	33.0	2.4%
23/11/2017 09:00:00 AM	28.4	649	764	40	33.0	4.2%
23/11/2017 10:00:00 AM	28.8	628	739	40	32.8	4.7%
23/11/2017 11:00:00 AM	29.0	465	547	35	32.5	4.8%
23/11/2017 12:00:00 PM	28.8	286	336	35	32.5	4.5%
23/11/2017 01:00:00 PM	29.1	325	382	40	32.7	6.8%
23/11/2017 02:00:00 PM	29.1	420	494	40	33.2	5.7%
23/11/2017 03:00:00 PM	28.4	390	459	45	33.9	3.1%
23/11/2017 04:00:00 PM	28.3	464	546	40	33.2	4.9%
23/11/2017 05:00:00 PM	28.3	495	582	40	33.0	3.3%
23/11/2017 06:00:00 PM	28.5	407	479	40	32.8	4.0%
23/11/2017 07:00:00 PM	29.0	360	424	50	33.9	6.6%
23/11/2017 08:00:00 PM	29.6	220	259	40	33.0	11.2%
23/11/2017 09:00:00 PM	29.6	122	144	55	35.3	11.1%
23/11/2017 10:00:00 PM	29.4	133	157	40	32.9	8.9%
23/11/2017 11:00:00 PM	31.3	80	94	45	33.6	19.1%
24/11/2017 12:00:00 AM	29.8	31	37	45	35.5	13.5%
24/11/2017 01:00:00 AM	35.0	24	28	45	35.3	32.1%
24/11/2017 02:00:00 AM	37.5	18	21	50	36.4	42.9%
24/11/2017 03:00:00 AM	32.5	8	10	40	34.2	30.0%
24/11/2017 04:00:00 AM	32.5	9	11	45	35.8	27.3%
24/11/2017 05:00:00 AM	34.5	35	41	65	35.8	36.6%
24/11/2017 06:00:00 AM	32.6	76	89	50	34.3	24.7%
24/11/2017 07:00:00 AM	29.7	299	352	45	33.7	11.6%
24/11/2017 08:00:00 AM	27.9	683	804	40	32.9	1.6%
24/11/2017 09:00:00 AM	28.5	650	765	40	32.8	5.0%
24/11/2017 10:00:00 AM	28.7	583	686	35	32.5	2.5%
24/11/2017 11:00:00 AM	29.2	496	584	35	32.5	6.7%
24/11/2017 12:00:00 PM	29.1	479	563	40	32.9	6.2%
24/11/2017 01:00:00 PM	29.1	428	504	40	32.8	6.0%
24/11/2017 02:00:00 PM	29.2	397	467	50	33.6	7.1%
24/11/2017 03:00:00 PM	28.7	416	490	40	33.2	4.7%
24/11/2017 04:00:00 PM	28.6	489	575	40	33.1	4.3%
24/11/2017 05:00:00 PM	28.2	409	481	40	33.3	2.7%
24/11/2017 06:00:00 PM	28.6	400	471	40	32.8	3.4%
24/11/2017 07:00:00 PM	29.2	388	457	40	32.9	7.4%
24/11/2017 08:00:00 PM	29.3	255	300	40	33.4	7.3%

24/11/2017 09:00:00 PM	31.2	147	173	45	33.8	18.5%
24/11/2017 10:00:00 PM	31.6	131	154	40	33.1	20.8%
24/11/2017 11:00:00 PM	29.7	106	125	40	32.9	11.2%
25/11/2017 12:00:00 AM	30.5	60	71	40	33.3	16.9%
25/11/2017 01:00:00 AM	33.2	65	76	60	35.0	28.9%
25/11/2017 02:00:00 AM	31.7	26	31	45	35.8	19.4%
25/11/2017 03:00:00 AM	33.3	30	35	40	33.4	31.4%
25/11/2017 04:00:00 AM	33.8	21	25	45	35.4	28.0%
25/11/2017 05:00:00 AM	34.3	31	36	45	35.2	30.6%
25/11/2017 06:00:00 AM	30.8	40	47	45	34.4	17.0%
25/11/2017 07:00:00 AM	30.9	133	156	55	34.2	17.3%
25/11/2017 08:00:00 AM	29.8	248	292	40	32.6	12.3%
25/11/2017 09:00:00 AM	29.5	432	508	40	32.6	8.9%
25/11/2017 10:00:00 AM	29.4	540	635	45	33.0	9.1%
25/11/2017 11:00:00 AM	28.9	540	635	35	32.5	5.0%
25/11/2017 12:00:00 PM	29.0	570	670	40	32.8	5.4%
25/11/2017 01:00:00 PM	29.2	519	611	35	32.5	7.0%
25/11/2017 02:00:00 PM	29.3	556	654	40	32.7	7.5%
25/11/2017 03:00:00 PM	29.3	405	476	40	32.8	7.6%
25/11/2017 04:00:00 PM	29.3	372	438	40	32.9	8.2%
25/11/2017 05:00:00 PM	29.1	354	417	35	32.5	5.3%
25/11/2017 06:00:00 PM	29.4	272	320	40	32.9	8.8%
25/11/2017 07:00:00 PM	29.0	298	350	35	32.5	4.9%
25/11/2017 08:00:00 PM	29.6	213	251	40	32.9	10.0%
25/11/2017 09:00:00 PM	32.2	143	168	65	35.5	22.0%
25/11/2017 10:00:00 PM	31.0	133	156	45	34.2	17.3%
25/11/2017 11:00:00 PM	30.5	112	132	40	33.0	16.7%
26/11/2017 12:00:00 AM	32.4	87	102	40	33.3	24.5%
26/11/2017 01:00:00 AM	33.8	42	50	50	35.0	36.0%
26/11/2017 02:00:00 AM	34.0	34	40	50	34.6	35.0%
26/11/2017 03:00:00 AM	41.0	37	43	50	37.3	58.1%
26/11/2017 04:00:00 AM	38.3	14	16	50	36.3	50.0%
26/11/2017 05:00:00 AM	37.9	24	28	45	36.3	42.9%
26/11/2017 06:00:00 AM	33.2	28	33	40	32.9	36.4%
26/11/2017 07:00:00 AM	31.4	74	87	40	33.4	19.5%
26/11/2017 08:00:00 AM	30.3	128	150	45	34.7	15.3%
26/11/2017 09:00:00 AM	29.9	184	217	40	32.7	13.8%
26/11/2017 10:00:00 AM	29.1	450	530	35	32.5	6.4%
26/11/2017 11:00:00 AM	29.3	570	671	40	33.0	6.3%
26/11/2017 12:00:00 PM	29.0	456	536	35	32.5	5.4%
26/11/2017 01:00:00 PM	28.5	476	560	40	33.3	2.1%
26/11/2017 02:00:00 PM	29.1	383	451	40	33.0	4.9%
26/11/2017 03:00:00 PM	29.4	366	430	40	32.8	7.9%
26/11/2017 04:00:00 PM	29.6	320	377	35	32.5	10.1%
26/11/2017 05:00:00 PM	29.7	286	337	40	32.8	11.9%
26/11/2017 06:00:00 PM	29.6	260	306	45	33.2	9.8%
26/11/2017 07:00:00 PM	29.7	248	292	45	33.2	12.0%
26/11/2017 08:00:00 PM	29.5	167	197	40	33.6	9.6%
26/11/2017 09:00:00 PM	30.3	116	137	40	33.9	16.1%
26/11/2017 10:00:00 PM	29.9	73	86	40	33.8	14.0%

26/11/2017 11:00:00 PM	29.8	35	41	60	39.5	12.2%
27/11/2017 12:00:00 AM	32.0	26	30	40	33.3	20.0%
27/11/2017 01:00:00 AM	33.3	10	12	55	37.5	33.3%
27/11/2017 02:00:00 AM	30.0	8	9	35	32.5	11.1%
27/11/2017 03:00:00 AM	26.4	32	38	35	32.5	2.6%
27/11/2017 04:00:00 AM	32.5	21	25	40	34.2	24.0%
27/11/2017 05:00:00 AM	32.7	32	38	40	32.9	31.6%
27/11/2017 06:00:00 AM	31.6	96	113	45	33.6	20.4%
27/11/2017 07:00:00 AM	29.6	326	383	40	33.0	10.4%
27/11/2017 08:00:00 AM	27.7	709	834	40	33.0	2.4%
27/11/2017 09:00:00 AM	27.4	668	786	45	33.0	2.7%
27/11/2017 10:00:00 AM	28.8	526	619	40	32.8	4.7%
27/11/2017 11:00:00 AM	29.0	479	564	40	33.0	5.3%
27/11/2017 12:00:00 PM	29.1	451	531	45	32.9	5.3%
27/11/2017 01:00:00 PM	29.3	417	491	40	32.9	7.9%
27/11/2017 02:00:00 PM	29.5	417	491	45	33.0	9.4%
27/11/2017 03:00:00 PM	28.9	354	416	40	32.7	5.3%
27/11/2017 04:00:00 PM	28.2	436	513	40	33.2	2.7%
27/11/2017 05:00:00 PM	28.6	392	461	35	32.5	3.7%
27/11/2017 06:00:00 PM	28.8	370	435	45	33.6	4.4%
27/11/2017 07:00:00 PM	29.0	355	418	45	34.0	6.2%
27/11/2017 08:00:00 PM	29.3	187	220	45	33.4	7.3%
27/11/2017 09:00:00 PM	29.7	107	126	40	32.8	11.9%
27/11/2017 10:00:00 PM	29.3	94	111	35	32.5	9.0%
27/11/2017 11:00:00 PM	30.0	58	68	40	33.0	14.7%
28/11/2017 12:00:00 AM	35.0	26	30	50	36.3	26.7%
28/11/2017 01:00:00 AM	37.0	15	18	40	36.1	38.9%
28/11/2017 02:00:00 AM	33.8	14	16	40	33.5	31.3%
28/11/2017 03:00:00 AM	28.9	14	16	30	0.0	0.0%
28/11/2017 04:00:00 AM	30.0	4	5	35	32.5	20.0%
28/11/2017 05:00:00 AM	33.8	37	44	45	34.8	29.5%
28/11/2017 06:00:00 AM	32.2	106	125	40	33.5	23.2%
28/11/2017 07:00:00 AM	29.3	293	345	35	32.5	6.7%
28/11/2017 08:00:00 AM	27.0	766	901	35	32.5	0.9%
28/11/2017 09:00:00 AM	28.0	628	739	40	33.2	3.0%
28/11/2017 10:00:00 AM	28.9	554	652	40	33.0	4.3%
28/11/2017 11:00:00 AM	29.2	469	552	35	32.5	6.7%
28/11/2017 12:00:00 PM	29.0	440	518	45	33.1	6.0%
28/11/2017 01:00:00 PM	29.5	442	520	40	33.0	9.8%
28/11/2017 02:00:00 PM	29.5	394	463	45	33.9	8.6%
28/11/2017 03:00:00 PM	29.0	372	438	40	32.7	5.9%
28/11/2017 04:00:00 PM	27.0	451	531	35	32.5	0.6%
28/11/2017 05:00:00 PM	26.8	460	541	40	33.1	1.7%
28/11/2017 06:00:00 PM	28.6	412	485	40	32.8	3.3%
28/11/2017 07:00:00 PM	29.0	348	410	40	32.9	5.9%
28/11/2017 08:00:00 PM	29.5	252	296	40	33.1	9.1%
28/11/2017 09:00:00 PM	29.6	123	145	40	33.2	10.3%
28/11/2017 10:00:00 PM	29.9	108	127	40	33.1	13.4%
28/11/2017 11:00:00 PM	30.0	71	84	40	34.4	15.5%
29/11/2017 12:00:00 AM	31.7	27	32	40	33.2	21.9%

29/11/2017 01:00:00 AM	32.5	20	24	70	39.2	25.0%
29/11/2017 02:00:00 AM	33.0	9	11	35	32.5	45.5%
29/11/2017 03:00:00 AM	34.2	14	17	40	33.8	47.1%
29/11/2017 04:00:00 AM	29.3	9	11	35	32.5	9.1%
29/11/2017 05:00:00 AM	29.6	35	41	40	33.8	9.8%
29/11/2017 06:00:00 AM	32.6	84	99	40	33.5	26.3%
29/11/2017 07:00:00 AM	29.7	299	352	45	33.5	11.9%
29/11/2017 08:00:00 AM	27.2	711	836	40	33.0	1.3%
29/11/2017 09:00:00 AM	28.1	674	793	35	32.5	2.0%
29/11/2017 10:00:00 AM	29.1	498	586	35	32.5	5.3%
29/11/2017 11:00:00 AM	29.2	473	556	35	32.5	6.8%
29/11/2017 12:00:00 PM	29.3	425	500	40	32.7	6.6%
29/11/2017 01:00:00 PM	29.2	374	440	40	32.7	6.8%
29/11/2017 02:00:00 PM	29.5	425	500	40	32.9	9.8%
29/11/2017 03:00:00 PM	28.9	409	481	40	33.2	4.8%
29/11/2017 04:00:00 PM	28.2	414	487	40	32.9	2.9%
29/11/2017 05:00:00 PM	28.4	453	533	35	32.5	3.6%
29/11/2017 06:00:00 PM	28.5	420	494	40	33.1	3.6%
29/11/2017 07:00:00 PM	28.1	347	408	45	34.2	1.5%
29/11/2017 08:00:00 PM	28.7	246	289	40	32.9	4.5%
29/11/2017 09:00:00 PM	29.7	156	183	45	33.2	11.5%
29/11/2017 10:00:00 PM	29.6	99	117	45	34.8	11.1%
29/11/2017 11:00:00 PM	29.5	83	98	50	35.0	10.2%
30/11/2017 12:00:00 AM	32.8	39	46	40	33.8	26.1%
30/11/2017 01:00:00 AM	37.5	26	31	60	39.0	32.3%
30/11/2017 02:00:00 AM	35.0	8	9	40	35.0	22.2%
30/11/2017 03:00:00 AM	33.3	6	7	35	32.5	42.9%
30/11/2017 04:00:00 AM	30.0	12	14	35	32.5	14.3%
30/11/2017 05:00:00 AM	31.0	26	31	40	33.3	19.4%
30/11/2017 06:00:00 AM	31.5	98	115	45	34.3	19.1%
30/11/2017 07:00:00 AM	29.3	292	343	45	33.5	7.6%
30/11/2017 08:00:00 AM	26.7	680	800	40	33.2	0.9%
30/11/2017 09:00:00 AM	27.7	711	837	35	32.5	2.3%
30/11/2017 10:00:00 AM	28.8	623	733	40	32.9	4.6%
30/11/2017 11:00:00 AM	28.8	491	578	40	33.2	4.0%
30/11/2017 12:00:00 PM	28.5	391	460	40	32.7	4.8%
30/11/2017 01:00:00 PM	29.1	357	420	35	32.5	6.2%
30/11/2017 02:00:00 PM	29.4	394	464	40	33.0	9.5%
30/11/2017 03:00:00 PM	28.6	380	447	40	33.1	5.4%
30/11/2017 04:00:00 PM	27.5	399	469	40	33.6	1.9%
30/11/2017 05:00:00 PM	28.8	397	467	40	33.2	4.5%
30/11/2017 06:00:00 PM	28.9	371	436	40	33.2	6.4%
30/11/2017 07:00:00 PM	28.9	347	408	35	32.5	4.9%
30/11/2017 08:00:00 PM	29.2	233	274	45	33.0	8.0%
30/11/2017 09:00:00 PM	29.8	116	137	40	33.3	13.1%
30/11/2017 10:00:00 PM	29.7	104	122	50	34.3	11.5%
30/11/2017 11:00:00 PM	29.7	77	91	35	32.5	12.1%
01/12/2017 12:00:00 AM	32.9	32	38	40	34.0	26.3%
01/12/2017 01:00:00 AM	33.0	21	25	50	35.4	28.0%
01/12/2017 02:00:00 AM	32.5	12	14	40	34.2	21.4%

01/12/2017 03:00:00 AM	32.5	15	18	40	33.5	27.8%
01/12/2017 04:00:00 AM	29.4	9	11	35	32.5	9.1%
01/12/2017 05:00:00 AM	34.0	27	32	45	35.3	28.1%
01/12/2017 06:00:00 AM	31.2	99	116	40	33.5	18.1%
01/12/2017 07:00:00 AM	29.8	273	321	45	33.5	13.1%
01/12/2017 08:00:00 AM	27.7	672	790	40	33.4	1.4%
01/12/2017 09:00:00 AM	28.6	639	752	40	32.7	4.0%
01/12/2017 10:00:00 AM	29.2	547	643	40	32.9	5.9%
01/12/2017 11:00:00 AM	29.2	473	557	40	32.6	6.3%
01/12/2017 12:00:00 PM	29.3	473	557	40	32.8	7.2%
01/12/2017 01:00:00 PM	29.4	446	525	40	32.7	8.6%
01/12/2017 02:00:00 PM	29.1	446	525	45	33.0	6.1%
01/12/2017 03:00:00 PM	28.8	440	518	40	33.0	5.4%
01/12/2017 04:00:00 PM	28.2	498	586	35	32.5	1.7%
01/12/2017 05:00:00 PM	28.3	433	509	40	32.8	3.1%
01/12/2017 06:00:00 PM	28.2	436	513	50	34.4	2.5%
01/12/2017 07:00:00 PM	28.7	442	520	40	33.1	5.2%
01/12/2017 08:00:00 PM	29.2	283	333	40	33.2	6.6%
01/12/2017 09:00:00 PM	30.2	139	163	40	33.5	15.3%
01/12/2017 10:00:00 PM	29.8	109	128	40	33.1	12.5%
01/12/2017 11:00:00 PM	30.9	105	124	45	34.3	17.7%
02/12/2017 12:00:00 AM	31.2	76	90	45	33.3	20.0%
02/12/2017 01:00:00 AM	34.0	51	60	45	34.2	35.0%
02/12/2017 02:00:00 AM	32.5	37	43	65	36.0	23.3%
02/12/2017 03:00:00 AM	34.5	28	33	45	34.3	42.4%
02/12/2017 04:00:00 AM	36.7	28	33	55	37.5	33.3%
02/12/2017 05:00:00 AM	34.2	26	31	40	34.5	32.3%
02/12/2017 06:00:00 AM	32.2	55	65	55	35.4	21.5%
02/12/2017 07:00:00 AM	32.0	129	152	45	34.4	21.1%
02/12/2017 08:00:00 AM	29.8	241	283	45	33.5	12.0%
02/12/2017 09:00:00 AM	29.1	445	524	40	32.8	6.1%
02/12/2017 10:00:00 AM	29.0	498	586	40	32.7	4.4%
02/12/2017 11:00:00 AM	28.8	525	618	45	33.4	3.6%
02/12/2017 12:00:00 PM	29.2	490	577	35	32.5	6.4%
02/12/2017 01:00:00 PM	29.1	461	542	45	33.3	5.9%
02/12/2017 02:00:00 PM	29.5	444	522	40	32.9	9.2%
02/12/2017 03:00:00 PM	29.3	387	455	40	33.1	7.5%
02/12/2017 04:00:00 PM	29.3	355	418	40	33.2	6.7%
02/12/2017 05:00:00 PM	28.5	407	479	45	33.5	2.1%
02/12/2017 06:00:00 PM	29.2	283	333	35	32.5	5.7%
02/12/2017 07:00:00 PM	29.5	292	344	45	33.0	9.3%
02/12/2017 08:00:00 PM	29.7	235	276	45	33.0	11.6%
02/12/2017 09:00:00 PM	30.9	141	166	40	33.5	17.5%
02/12/2017 10:00:00 PM	29.7	116	136	40	32.8	11.0%
02/12/2017 11:00:00 PM	30.2	127	149	40	33.2	15.4%
03/12/2017 12:00:00 AM	31.2	89	105	50	34.3	19.0%
03/12/2017 01:00:00 AM	31.4	55	65	35	32.5	21.5%
03/12/2017 02:00:00 AM	34.0	41	48	45	34.5	31.3%
03/12/2017 03:00:00 AM	33.1	21	25	40	33.1	36.0%
03/12/2017 04:00:00 AM	35.0	22	26	50	36.1	42.3%

03/12/2017 05:00:00 AM	40.0	17	20	50	36.7	65.0%
03/12/2017 06:00:00 AM	32.9	28	33	40	33.6	27.3%
03/12/2017 07:00:00 AM	29.8	77	91	40	34.2	13.2%
03/12/2017 08:00:00 AM	30.0	99	117	40	32.8	15.4%
03/12/2017 09:00:00 AM	31.4	167	197	45	33.1	20.3%
03/12/2017 10:00:00 AM	29.2	422	497	40	32.7	6.4%
03/12/2017 11:00:00 AM	28.5	527	620	35	32.5	1.9%
03/12/2017 12:00:00 PM	28.2	495	582	35	32.5	1.0%
03/12/2017 01:00:00 PM	28.9	542	638	40	33.0	4.4%
03/12/2017 02:00:00 PM	29.6	427	502	40	32.7	10.0%
03/12/2017 03:00:00 PM	29.3	389	458	40	32.6	7.9%
03/12/2017 04:00:00 PM	29.3	358	421	40	33.1	7.6%
03/12/2017 05:00:00 PM	29.3	303	356	50	33.6	7.9%
03/12/2017 06:00:00 PM	29.4	280	330	40	33.0	9.4%
03/12/2017 07:00:00 PM	29.4	226	266	45	33.3	7.1%
03/12/2017 08:00:00 PM	29.5	168	198	40	32.8	9.6%
03/12/2017 09:00:00 PM	29.8	109	128	50	34.1	12.5%
03/12/2017 10:00:00 PM	29.3	76	89	40	34.5	5.6%
03/12/2017 11:00:00 PM	32.7	41	48	40	33.3	27.1%
04/12/2017 12:00:00 AM	32.1	34	40	45	34.2	22.5%
04/12/2017 01:00:00 AM	33.3	11	13	35	32.5	46.2%
04/12/2017 02:00:00 AM	30.0	8	9	35	32.5	11.1%
04/12/2017 03:00:00 AM	29.2	8	9	30	0.0	0.0%
04/12/2017 04:00:00 AM	33.8	11	13	50	35.5	38.5%
04/12/2017 05:00:00 AM	33.9	34	40	45	34.8	32.5%
04/12/2017 06:00:00 AM	32.6	99	117	50	33.8	27.4%
04/12/2017 07:00:00 AM	29.5	354	416	45	33.1	9.4%
04/12/2017 08:00:00 AM	27.3	746	878	40	33.0	1.3%
04/12/2017 09:00:00 AM	28.1	665	782	40	32.9	3.2%
04/12/2017 10:00:00 AM	28.7	574	675	45	32.9	3.6%
04/12/2017 11:00:00 AM	29.0	471	554	40	32.7	5.6%
04/12/2017 12:00:00 PM	28.7	459	540	35	32.5	4.8%
04/12/2017 01:00:00 PM	29.2	387	455	40	33.0	7.0%
04/12/2017 02:00:00 PM	29.1	387	455	35	32.5	4.8%
04/12/2017 03:00:00 PM	27.7	413	486	35	32.5	1.6%
04/12/2017 04:00:00 PM	28.0	468	551	40	33.7	2.4%
04/12/2017 05:00:00 PM	28.5	411	483	40	33.0	4.6%
04/12/2017 06:00:00 PM	28.5	371	437	40	32.8	4.1%
04/12/2017 07:00:00 PM	29.3	333	392	40	33.2	8.9%
04/12/2017 08:00:00 PM	29.1	238	280	40	33.1	5.7%
04/12/2017 09:00:00 PM	29.9	107	126	45	33.7	13.5%
04/12/2017 10:00:00 PM	29.5	109	128	40	33.4	8.6%
04/12/2017 11:00:00 PM	32.2	60	71	40	33.1	25.4%
05/12/2017 12:00:00 AM	33.8	31	36	50	36.3	22.2%
05/12/2017 01:00:00 AM	35.0	16	19	55	38.3	31.6%
05/12/2017 02:00:00 AM	35.0	14	16	40	35.0	25.0%
05/12/2017 03:00:00 AM	31.7	18	21	40	33.8	19.0%
05/12/2017 04:00:00 AM	33.3	9	11	40	33.8	36.4%
05/12/2017 05:00:00 AM	33.8	26	31	50	34.8	35.5%
05/12/2017 06:00:00 AM	29.9	105	123	40	33.4	13.0%

05/12/2017 07:00:00 AM	29.2	312	367	40	33.1	6.8%
05/12/2017 08:00:00 AM	26.7	741	872	40	33.0	1.1%
05/12/2017 09:00:00 AM	27.3	684	805	35	32.5	1.4%
05/12/2017 10:00:00 AM	28.8	621	731	40	32.7	3.4%
05/12/2017 11:00:00 AM	29.1	479	563	40	32.7	5.3%
05/12/2017 12:00:00 PM	29.2	436	513	35	32.5	6.2%
05/12/2017 01:00:00 PM	29.3	398	468	40	32.9	7.5%
05/12/2017 02:00:00 PM	28.9	432	508	40	33.5	4.1%
05/12/2017 03:00:00 PM	28.4	403	474	35	32.5	3.6%
05/12/2017 04:00:00 PM	27.7	465	547	40	32.9	2.6%
05/12/2017 05:00:00 PM	27.9	439	517	45	34.8	2.9%
05/12/2017 06:00:00 PM	28.9	383	451	40	32.9	5.3%
05/12/2017 07:00:00 PM	28.9	383	451	40	33.0	4.4%
05/12/2017 08:00:00 PM	29.2	227	267	45	33.1	6.0%
05/12/2017 09:00:00 PM	29.7	135	159	40	33.9	11.3%
05/12/2017 10:00:00 PM	31.1	108	127	45	33.1	18.9%
05/12/2017 11:00:00 PM	32.1	61	72	40	33.4	23.6%
06/12/2017 12:00:00 AM	31.4	31	36	35	32.5	19.4%
06/12/2017 01:00:00 AM	35.0	19	22	75	38.6	40.9%
06/12/2017 02:00:00 AM	33.3	10	12	40	33.8	33.3%
06/12/2017 03:00:00 AM	35.0	11	13	40	35.8	23.1%
06/12/2017 04:00:00 AM	30.0	12	14	35	32.5	14.3%
06/12/2017 05:00:00 AM	30.0	26	31	40	34.5	16.1%
06/12/2017 06:00:00 AM	31.4	110	130	45	34.1	19.2%
06/12/2017 07:00:00 AM	29.3	298	350	40	32.9	7.1%
06/12/2017 08:00:00 AM	27.7	728	856	35	32.5	2.2%
06/12/2017 09:00:00 AM	28.0	677	797	40	32.9	1.8%
06/12/2017 10:00:00 AM	29.1	590	694	40	32.8	5.2%
06/12/2017 11:00:00 AM	28.9	519	611	40	32.7	5.1%
06/12/2017 12:00:00 PM	29.1	462	544	45	32.8	6.1%
06/12/2017 01:00:00 PM	29.2	388	457	40	32.7	6.8%
06/12/2017 02:00:00 PM	28.8	390	459	35	32.5	3.7%
06/12/2017 03:00:00 PM	27.9	425	500	40	33.8	1.6%
06/12/2017 04:00:00 PM	27.3	466	548	35	32.5	2.2%
06/12/2017 05:00:00 PM	28.4	465	547	45	33.7	2.4%
06/12/2017 06:00:00 PM	28.7	404	475	35	32.5	4.4%
06/12/2017 07:00:00 PM	29.0	373	439	40	33.1	5.7%
06/12/2017 08:00:00 PM	29.6	235	276	45	33.0	10.5%
06/12/2017 09:00:00 PM	29.5	131	154	45	33.9	9.1%
06/12/2017 10:00:00 PM	30.0	94	111	40	33.1	15.3%
06/12/2017 11:00:00 PM	31.2	71	83	40	33.5	18.1%
07/12/2017 12:00:00 AM	31.7	39	46	40	33.0	21.7%
07/12/2017 01:00:00 AM	36.7	26	30	55	36.1	46.7%
07/12/2017 02:00:00 AM	35.0	20	23	50	35.0	43.5%
07/12/2017 03:00:00 AM	30.0	11	13	40	37.5	15.4%
07/12/2017 04:00:00 AM	32.0	15	18	35	32.5	27.8%
07/12/2017 05:00:00 AM	32.9	27	32	40	33.6	28.1%
07/12/2017 06:00:00 AM	30.3	103	121	40	33.3	15.7%
07/12/2017 07:00:00 AM	29.7	299	352	50	33.5	11.6%
07/12/2017 08:00:00 AM	27.2	722	850	35	32.5	0.8%

07/12/2017 09:00:00 AM	27.7	686	807	35	32.5	2.0%
07/12/2017 10:00:00 AM	28.7	548	645	35	32.5	3.4%
07/12/2017 11:00:00 AM	28.9	499	587	40	32.9	4.6%
07/12/2017 12:00:00 PM	29.4	446	525	45	33.5	7.8%
07/12/2017 01:00:00 PM	29.2	168	198	35	32.5	7.6%
07/12/2017 02:00:00 PM	29.0	394	463	45	33.1	5.8%
07/12/2017 03:00:00 PM	28.7	456	537	40	32.7	5.0%
07/12/2017 04:00:00 PM	28.0	483	568	40	32.8	2.6%
07/12/2017 05:00:00 PM	28.4	522	614	40	33.3	3.3%
07/12/2017 06:00:00 PM	28.7	398	468	40	33.0	4.1%
07/12/2017 07:00:00 PM	29.0	394	463	40	33.2	6.5%
07/12/2017 08:00:00 PM	29.6	252	297	40	33.1	11.4%
07/12/2017 09:00:00 PM	29.9	133	156	40	33.0	13.5%
07/12/2017 10:00:00 PM	30.7	135	159	45	33.4	17.0%
07/12/2017 11:00:00 PM	31.2	56	66	45	33.3	19.7%
08/12/2017 12:00:00 AM	32.5	37	43	40	33.5	23.3%
08/12/2017 01:00:00 AM	35.0	27	32	45	36.0	31.3%
08/12/2017 02:00:00 AM	33.8	12	14	40	33.5	35.7%
08/12/2017 03:00:00 AM	34.4	22	26	40	33.9	42.3%
08/12/2017 04:00:00 AM	32.5	12	14	40	34.2	21.4%
08/12/2017 05:00:00 AM	34.4	32	38	50	35.4	36.8%
08/12/2017 06:00:00 AM	31.6	82	96	40	32.8	20.8%
08/12/2017 07:00:00 AM	29.7	273	321	45	33.3	11.5%
08/12/2017 08:00:00 AM	27.6	713	839	40	33.7	2.0%
08/12/2017 09:00:00 AM	28.7	636	748	40	32.9	5.5%
08/12/2017 10:00:00 AM	28.9	580	682	40	32.7	4.0%
08/12/2017 11:00:00 AM	29.0	539	634	40	33.0	5.0%
08/12/2017 12:00:00 PM	29.1	536	630	40	32.9	5.4%
08/12/2017 01:00:00 PM	29.2	444	522	35	32.5	7.1%
08/12/2017 02:00:00 PM	29.1	448	527	40	32.7	4.9%
08/12/2017 03:00:00 PM	28.8	474	558	40	32.7	3.8%
08/12/2017 04:00:00 PM	28.3	500	588	35	32.5	4.6%
08/12/2017 05:00:00 PM	28.8	439	516	45	33.1	6.2%
08/12/2017 06:00:00 PM	28.8	400	470	45	33.5	4.3%
08/12/2017 07:00:00 PM	28.9	422	497	55	33.8	4.6%
08/12/2017 08:00:00 PM	29.5	289	340	40	32.8	9.7%
08/12/2017 09:00:00 PM	30.2	151	178	45	33.2	15.7%
08/12/2017 10:00:00 PM	29.6	153	180	45	33.6	10.0%
08/12/2017 11:00:00 PM	29.9	132	155	40	34.1	14.2%
09/12/2017 12:00:00 AM	33.5	71	83	45	34.4	28.9%
09/12/2017 01:00:00 AM	32.2	42	50	45	34.6	24.0%
09/12/2017 02:00:00 AM	37.0	38	45	45	35.9	42.2%
09/12/2017 03:00:00 AM	35.0	37	43	50	37.1	30.2%
09/12/2017 04:00:00 AM	37.5	22	26	60	36.2	57.7%
09/12/2017 05:00:00 AM	32.5	25	29	45	35.0	20.7%
09/12/2017 06:00:00 AM	32.0	63	74	40	34.2	20.3%
09/12/2017 07:00:00 AM	32.7	104	122	50	34.1	26.2%
09/12/2017 08:00:00 AM	29.6	261	307	40	33.0	10.1%
09/12/2017 09:00:00 AM	29.7	439	516	40	32.8	11.4%
09/12/2017 10:00:00 AM	29.3	542	638	40	32.7	7.8%

09/12/2017 11:00:00 AM	29.1	582	685	40	32.8	5.4%
09/12/2017 12:00:00 PM	29.2	503	592	50	33.2	6.9%
09/12/2017 01:00:00 PM	29.2	475	559	40	33.0	6.6%
09/12/2017 02:00:00 PM	29.2	463	545	40	32.8	7.3%
09/12/2017 03:00:00 PM	29.3	464	546	40	32.9	7.5%
09/12/2017 04:00:00 PM	29.3	385	453	40	32.8	6.8%
09/12/2017 05:00:00 PM	28.9	462	544	40	33.1	4.4%
09/12/2017 06:00:00 PM	29.3	295	347	35	32.5	6.6%
09/12/2017 07:00:00 PM	29.2	287	338	45	33.2	8.0%
09/12/2017 08:00:00 PM	29.6	222	261	45	33.3	10.0%
09/12/2017 09:00:00 PM	32.2	141	166	50	33.7	23.5%
09/12/2017 10:00:00 PM	31.4	129	152	40	33.9	19.1%
09/12/2017 11:00:00 PM	29.7	128	150	40	33.1	10.7%
10/12/2017 12:00:00 AM	30.5	141	166	45	34.5	16.3%
10/12/2017 01:00:00 AM	33.2	64	75	55	35.6	24.0%
10/12/2017 02:00:00 AM	34.0	41	48	40	33.6	39.6%
10/12/2017 03:00:00 AM	37.5	24	28	40	35.8	42.9%
10/12/2017 04:00:00 AM	34.4	25	29	45	34.3	37.9%
10/12/2017 05:00:00 AM	36.7	21	25	50	36.9	36.0%
10/12/2017 06:00:00 AM	34.2	26	30	55	36.4	30.0%
10/12/2017 07:00:00 AM	33.0	59	69	45	33.8	27.5%
10/12/2017 08:00:00 AM	29.7	116	136	45	33.4	11.8%
10/12/2017 09:00:00 AM	27.3	310	365	40	33.3	5.5%
10/12/2017 10:00:00 AM	26.6	536	630	35	32.5	2.5%
10/12/2017 11:00:00 AM	28.2	514	605	40	32.7	4.6%
10/12/2017 12:00:00 PM	29.2	400	470	40	32.9	7.9%
10/12/2017 01:00:00 PM	29.8	348	409	40	33.3	12.7%
10/12/2017 02:00:00 PM	29.8	320	377	40	32.8	12.5%
10/12/2017 03:00:00 PM	29.8	299	352	40	32.7	11.9%
10/12/2017 04:00:00 PM	29.7	250	294	40	32.6	11.6%
10/12/2017 05:00:00 PM	29.7	256	301	45	33.2	11.6%
10/12/2017 06:00:00 PM	29.8	214	252	45	33.3	12.3%
10/12/2017 07:00:00 PM	29.7	200	235	40	33.8	11.1%
10/12/2017 08:00:00 PM	31.8	152	179	45	33.4	21.8%
10/12/2017 09:00:00 PM	32.9	90	106	50	33.8	28.3%
10/12/2017 10:00:00 PM	31.2	73	86	40	33.4	18.6%
10/12/2017 11:00:00 PM	31.2	48	56	45	35.8	16.1%
11/12/2017 12:00:00 AM	30.0	29	34	40	33.5	14.7%
11/12/2017 01:00:00 AM	37.5	9	11	45	35.8	54.5%
11/12/2017 02:00:00 AM	33.3	11	13	40	33.8	30.8%
11/12/2017 03:00:00 AM	28.8	11	13	30	0.0	0.0%
11/12/2017 04:00:00 AM	32.5	8	10	35	32.5	40.0%
11/12/2017 05:00:00 AM	33.3	36	42	40	33.2	33.3%
11/12/2017 06:00:00 AM	32.7	99	116	50	34.4	25.0%
11/12/2017 07:00:00 AM	29.6	286	336	40	33.2	10.4%
11/12/2017 08:00:00 AM	27.5	726	854	40	32.9	1.6%
11/12/2017 09:00:00 AM	27.6	660	776	35	32.5	2.1%
11/12/2017 10:00:00 AM	28.8	516	607	45	33.1	3.0%
11/12/2017 11:00:00 AM	29.0	492	579	40	32.8	5.7%
11/12/2017 12:00:00 PM	29.4	450	530	40	33.2	9.4%

11/12/2017 01:00:00 PM	29.3	392	461	40	32.8	7.8%
11/12/2017 02:00:00 PM	29.4	394	463	40	32.6	8.6%
11/12/2017 03:00:00 PM	28.6	413	486	40	33.2	3.1%
11/12/2017 04:00:00 PM	27.9	417	491	40	32.9	2.9%
11/12/2017 05:00:00 PM	28.7	404	475	40	32.8	4.2%
11/12/2017 06:00:00 PM	29.3	332	390	45	32.9	9.2%
11/12/2017 07:00:00 PM	29.3	298	351	40	33.4	7.7%
11/12/2017 08:00:00 PM	29.7	201	237	40	33.6	11.8%
11/12/2017 09:00:00 PM	29.8	103	121	40	33.2	12.4%
11/12/2017 10:00:00 PM	32.3	63	74	45	34.0	23.0%
11/12/2017 11:00:00 PM	31.0	55	65	40	33.3	18.5%
12/12/2017 12:00:00 AM	28.6	31	36	40	37.5	2.8%
12/12/2017 01:00:00 AM	29.2	15	18	40	37.5	11.1%
12/12/2017 02:00:00 AM	28.8	12	14	35	32.5	7.1%
12/12/2017 03:00:00 AM	30.0	14	17	35	32.5	17.6%
12/12/2017 04:00:00 AM	31.7	12	14	35	32.5	21.4%
12/12/2017 05:00:00 AM	28.2	26	31	30	0.0	0.0%
12/12/2017 06:00:00 AM	28.8	88	103	40	33.8	3.9%
12/12/2017 07:00:00 AM	25.0	231	272	35	32.5	1.1%
12/12/2017 08:00:00 AM	21.5	627	738	35	32.5	0.4%
12/12/2017 09:00:00 AM	19.3	570	670	30	0.0	0.0%
12/12/2017 10:00:00 AM	23.9	571	672	35	32.5	0.4%
12/12/2017 11:00:00 AM	26.8	581	683	35	32.5	0.9%
12/12/2017 12:00:00 PM	28.2	458	539	35	32.5	1.9%
12/12/2017 01:00:00 PM	28.2	434	511	45	34.4	1.6%
12/12/2017 02:00:00 PM	28.6	411	484	35	32.5	2.3%
12/12/2017 03:00:00 PM	27.6	412	485	50	33.9	2.3%
12/12/2017 04:00:00 PM	26.3	495	582	35	32.5	1.7%
12/12/2017 05:00:00 PM	27.0	446	525	35	32.5	1.9%
12/12/2017 06:00:00 PM	27.6	364	428	40	33.1	2.1%
12/12/2017 07:00:00 PM	27.8	343	403	40	32.9	3.2%
12/12/2017 08:00:00 PM	29.4	223	262	40	33.5	9.5%
12/12/2017 09:00:00 PM	29.1	145	171	35	32.5	6.4%
12/12/2017 10:00:00 PM	29.4	123	145	40	33.3	8.3%
12/12/2017 11:00:00 PM	29.9	68	80	40	33.0	13.8%
13/12/2017 12:00:00 AM	28.5	83	98	40	33.2	7.1%
13/12/2017 01:00:00 AM	9.8	122	144	45	35.8	4.2%
13/12/2017 02:00:00 AM	26.2	47	55	45	34.5	9.1%
13/12/2017 03:00:00 AM	27.5	29	34	40	34.2	8.8%
13/12/2017 04:00:00 AM	29.6	26	30	40	35.8	10.0%
13/12/2017 05:00:00 AM	33.0	30	35	50	35.6	22.9%
13/12/2017 06:00:00 AM	31.5	90	106	40	33.0	20.8%
13/12/2017 07:00:00 AM	29.4	318	374	40	32.8	8.3%
13/12/2017 08:00:00 AM	26.6	734	864	40	33.3	1.5%
13/12/2017 09:00:00 AM	27.5	651	766	40	33.1	2.2%
13/12/2017 10:00:00 AM	28.5	595	700	35	32.5	2.4%
13/12/2017 11:00:00 AM	29.0	558	656	75	34.0	4.6%
13/12/2017 12:00:00 PM	29.0	513	604	35	32.5	6.1%
13/12/2017 01:00:00 PM	29.2	414	487	40	32.8	6.2%
13/12/2017 02:00:00 PM	29.2	399	469	40	32.8	7.2%

13/12/2017 03:00:00 PM	28.2	429	505	40	32.8	3.6%
13/12/2017 04:00:00 PM	26.9	465	547	35	32.5	2.0%
13/12/2017 05:00:00 PM	28.8	426	501	35	32.5	5.4%
13/12/2017 06:00:00 PM	28.6	430	506	35	32.5	4.0%
13/12/2017 07:00:00 PM	28.6	354	417	40	32.8	4.6%
13/12/2017 08:00:00 PM	29.4	226	266	40	32.8	7.1%
13/12/2017 09:00:00 PM	30.0	148	174	40	33.1	14.4%
13/12/2017 10:00:00 PM	31.4	111	131	40	33.3	19.8%
13/12/2017 11:00:00 PM	31.0	90	106	40	33.6	17.9%
14/12/2017 12:00:00 AM	29.1	52	61	35	32.5	9.8%
14/12/2017 01:00:00 AM	28.0	20	24	35	32.5	8.3%
14/12/2017 02:00:00 AM	31.2	19	22	35	32.5	18.2%
14/12/2017 03:00:00 AM	26.7	8	10	30	0.0	0.0%
14/12/2017 04:00:00 AM	29.5	16	19	35	32.5	10.5%
14/12/2017 05:00:00 AM	29.7	31	36	35	32.5	11.1%
14/12/2017 06:00:00 AM	29.5	105	123	45	33.3	9.8%
14/12/2017 07:00:00 AM	28.9	320	377	35	32.5	3.7%
14/12/2017 08:00:00 AM	24.8	706	830	45	33.9	0.8%
14/12/2017 09:00:00 AM	26.9	751	884	40	33.2	1.7%
14/12/2017 10:00:00 AM	28.4	573	674	40	32.8	2.4%
14/12/2017 11:00:00 AM	28.7	564	663	45	33.2	4.2%
14/12/2017 12:00:00 PM	28.6	70	82	35	32.5	2.4%
14/12/2017 01:00:00 PM	0.0	0	0	0	0.0	0.0%

Day/Time Ending	85th pctl (mph)	85th pctl cnts	Total Cnts	Max Speed	Avg Speeder	% Speeders
17/11/2017 12:00:00 AM	28.6	3028	3562	50	33.1	5.2%
18/11/2017 12:00:00 AM	28.8	7720	9082	60	33.3	5.1%
19/11/2017 12:00:00 AM	29.3	6259	7364	55	33.3	7.8%
20/11/2017 12:00:00 AM	29.4	5065	5959	60	33.5	9.2%
21/11/2017 12:00:00 AM	28.6	6836	8042	55	33.3	4.7%
22/11/2017 12:00:00 AM	28.8	6705	7888	70	33.3	5.3%
23/11/2017 12:00:00 AM	29.0	6699	7881	55	33.1	6.1%
24/11/2017 12:00:00 AM	28.9	6641	7813	60	33.2	5.8%
25/11/2017 12:00:00 AM	29.0	6989	8222	65	33.3	6.4%
26/11/2017 12:00:00 AM	29.4	6138	7221	65	33.2	9.2%
27/11/2017 12:00:00 AM	29.5	4798	5645	60	33.5	9.5%
28/11/2017 12:00:00 AM	28.9	6572	7732	55	33.2	5.9%
29/11/2017 12:00:00 AM	28.9	6803	8003	45	33.2	5.6%
30/11/2017 12:00:00 AM	28.9	6717	7902	70	33.1	5.7%
01/12/2017 12:00:00 AM	28.8	6571	7731	60	33.3	5.5%
02/12/2017 12:00:00 AM	29.0	7114	8370	50	33.2	6.2%
03/12/2017 12:00:00 AM	29.4	5890	6930	65	33.4	8.4%
04/12/2017 12:00:00 AM	29.3	4926	5795	50	33.3	8.2%
05/12/2017 12:00:00 AM	28.8	6754	7946	50	33.2	5.4%
06/12/2017 12:00:00 AM	28.8	6927	8149	55	33.2	5.0%
07/12/2017 12:00:00 AM	28.9	6944	8169	75	33.1	5.1%
08/12/2017 12:00:00 AM	28.9	6830	8035	55	33.2	5.9%
09/12/2017 12:00:00 AM	29.1	7385	8688	55	33.2	6.5%
10/12/2017 12:00:00 AM	29.5	6251	7354	60	33.4	9.4%
11/12/2017 12:00:00 AM	29.6	4412	5191	55	33.5	11.2%
12/12/2017 12:00:00 AM	29.0	6406	7537	50	33.2	6.4%
13/12/2017 12:00:00 AM	27.3	6753	7945	50	33.1	2.2%
14/12/2017 12:00:00 AM	28.7	7257	8538	75	33.0	5.2%
14/12/2017 12:59:59 PM	28.1	3182	3744	45	33.0	2.8%

Incoming Direction Weekly Counts
Norwich Road

from Thu-Nov-16-2017-01-00-PM to Thu-Dec-14-2017-12-59-PM

	13/11/2017	to	19/11/2017							
	Monday	Tuesday	Wednesday	Thursday	Friday	Saturday	Sunday	Week	Weekend	Week Day 85%
Hour	13/11/2017	14/11/2017	15/11/2017	16/11/2017	17/11/2017	18/11/2017	19/11/2017	Day Avg	Avg	Avg Speed
0 - 1	*	*	*	*	48	68	55	48	61.5	33.6
1 - 2	*	*	*	*	15	30	31	15	30.5	35
2 - 3	*	*	*	*	5	24	29	5	26.5	37.5
3 - 4	*	*	*	*	13	17	15	13	16	33.3
4 - 5	*	*	*	*	31	21	7	31	14	33
5 - 6	*	*	*	*	102	45	33	102	39	30.7
6 - 7	*	*	*	*	331	142	77	331	109.5	29.3
7 - 8	*	*	*	*	866	306	153	866	229.5	27.4
8 - 9	*	*	*	*	873	581	229	873	405	27.8
9 - 10	*	*	*	*	760	671	583	760	627	28.5
10 - 11	*	*	*	*	667	696	712	667	704	28.7
11 - 12	*	*	*	*	587	642	594	587	618	29
12 - 13	*	*	*	*	527	601	608	527	604.5	29
13 - 14	*	*	*	74	559	635	499	316.5	567	28.15
14 - 15	*	*	*	495	550	562	420	522.5	491	28.1
15 - 16	*	*	*	618	602	415	420	610	417.5	27.65
16 - 17	*	*	*	584	537	431	345	560.5	388	28.3
17 - 18	*	*	*	535	551	325	346	543	335.5	28.7
18 - 19	*	*	*	491	542	351	250	516.5	300.5	28.85
19 - 20	*	*	*	293	342	264	211	317.5	237.5	29.25
20 - 21	*	*	*	192	197	163	139	194.5	151	29.3
21 - 22	*	*	*	139	134	130	96	136.5	113	29.85
22 - 23	*	*	*	86	150	137	76	118	106.5	30.4
23 - 24	*	*	*	55	93	107	31	74	69	32.8
Totals	0	0	0	3562	9082	7364	5959			
% of Total	0%	0%	0%	13.72%	34.98%	28.36%	22.95%			

Incoming Direction Weekly Counts
Norwich Road

from Thu-Nov-16-2017-01-00-PM to Thu-Dec-14-2017-12-59-PM

	20/11/2017	to	26/11/2017							
	Monday	Tuesday	Wednesday	Thursday	Friday	Saturday	Sunday	Week	Weekend	Week Day 85%
Hour	20/11/2017	21/11/2017	22/11/2017	23/11/2017	24/11/2017	25/11/2017	26/11/2017	Day Avg	Avg	Avg Speed
0 - 1	10	19	25	18	28	76	50	20	63	33.34
1 - 2	14	12	13	17	21	31	40	15.4	35.5	33.3
2 - 3	4	17	15	25	10	35	43	14.2	39	32.34
3 - 4	23	9	14	12	11	25	16	13.8	20.5	32.54
4 - 5	83	26	36	29	41	36	28	43	32	31.26
5 - 6	130	97	113	101	89	47	33	106	40	31.64
6 - 7	351	357	357	364	352	156	87	356.2	121.5	29.62
7 - 8	835	864	885	804	804	292	150	838.4	221	27.26
8 - 9	769	772	733	764	765	508	217	760.6	362.5	28.1
9 - 10	695	650	685	739	686	635	530	691	582.5	28.78
10 - 11	608	584	511	547	584	635	671	566.8	653	28.96
11 - 12	529	525	520	336	563	670	536	494.6	603	28.96
12 - 13	464	440	451	382	504	611	560	448.2	585.5	29.16
13 - 14	479	482	443	494	467	654	451	473	552.5	29.06
14 - 15	502	450	458	459	490	476	430	471.8	453	28.46
15 - 16	477	515	518	546	575	438	377	526.2	407.5	28.22
16 - 17	545	481	529	582	481	417	337	523.6	377	27.9
17 - 18	490	471	492	479	471	320	306	480.6	313	28.52
18 - 19	411	449	398	424	457	350	292	427.8	321	28.96
19 - 20	276	273	270	259	300	251	197	275.6	224	29.38
20 - 21	160	174	168	144	173	168	137	163.8	152.5	29.96
21 - 22	106	112	123	157	154	156	86	130.4	121	30.14
22 - 23	55	73	88	94	125	132	41	87	86.5	30.86
23 - 24	26	36	36	37	71	102	30	41.2	66	31.66
Totals	8042	7888	7881	7813	8222	7221	5645			
% of Total	15.26%	14.96%	14.95%	14.82%	15.6%	13.7%	10.71%			

Incoming Direction Weekly Counts
Norwich Road

from Thu-Nov-16-2017-01-00-PM to Thu-Dec-14-2017-12-59-PM

	27/11/2017	to	03/12/2017							
	Monday	Tuesday	Wednesday	Thursday	Friday	Saturday	Sunday	Week	Weekend	Week Day 85%
Hour	27/11/2017	28/11/2017	29/11/2017	30/11/2017	01/12/2017	02/12/2017	03/12/2017	Day Avg	Avg	Avg Speed
0 - 1	12	18	24	31	25	60	65	22	62.5	34.66
1 - 2	9	16	11	9	14	43	48	11.8	45.5	32.86
2 - 3	38	16	17	7	18	33	25	19.2	29	31.06
3 - 4	25	5	11	14	11	33	26	13.2	29.5	30.24
4 - 5	38	44	41	31	32	31	20	37.2	25.5	32.22
5 - 6	113	125	99	115	116	65	33	113.6	49	31.82
6 - 7	383	345	352	343	321	152	91	348.8	121.5	29.54
7 - 8	834	901	836	800	790	283	117	832.2	200	27.26
8 - 9	786	739	793	837	752	524	197	781.4	360.5	27.96
9 - 10	619	652	586	733	643	586	497	646.6	541.5	28.96
10 - 11	564	552	556	578	557	618	620	561.4	619	29.08
11 - 12	531	518	500	460	557	577	582	513.2	579.5	29.04
12 - 13	491	520	440	420	525	542	638	479.2	590	29.3
13 - 14	491	463	500	464	525	522	502	488.6	512	29.4
14 - 15	416	438	481	447	518	455	458	460	456.5	28.84
15 - 16	513	531	487	469	586	418	421	517.2	419.5	27.82
16 - 17	461	541	533	467	509	479	356	502.2	417.5	28.18
17 - 18	435	485	494	436	513	333	330	472.6	331.5	28.6
18 - 19	418	410	408	408	520	344	266	432.8	305	28.74
19 - 20	220	296	289	274	333	276	198	282.4	237	29.18
20 - 21	126	145	183	137	163	166	128	150.8	147	29.8
21 - 22	111	127	117	122	128	136	89	121	112.5	29.66
22 - 23	68	84	98	91	124	149	48	93	98.5	30.02
23 - 24	30	32	46	38	90	105	40	47.2	72.5	32.72
Totals	7732	8003	7902	7731	8370	6930	5795			
% of Total	14.74%	15.25%	15.06%	14.74%	15.95%	13.21%	11.05%			

Incoming Direction Weekly Counts
Norwich Road

from Thu-Nov-16-2017-01-00-PM to Thu-Dec-14-2017-12-59-PM

	04/12/2017	to	10/12/2017							
	Monday	Tuesday	Wednesday	Thursday	Friday	Saturday	Sunday	Week	Weekend	Week Day 85%
Hour	04/12/2017	05/12/2017	06/12/2017	07/12/2017	08/12/2017	09/12/2017	10/12/2017	Day Avg	Avg	Avg Speed
0 - 1	13	19	22	30	32	50	75	23.2	62.5	35
1 - 2	9	16	12	23	14	45	48	14.8	46.5	33.42
2 - 3	9	21	13	13	26	43	28	16.4	35.5	32.06
3 - 4	13	11	14	18	14	26	29	14	27.5	32.32
4 - 5	40	31	31	32	38	29	25	34.4	27	33
5 - 6	117	123	130	121	96	74	30	117.4	52	31.16
6 - 7	416	367	350	352	321	122	69	361.2	95.5	29.48
7 - 8	878	872	856	850	839	307	136	859	221.5	27.3
8 - 9	782	805	797	807	748	516	365	787.8	440.5	27.96
9 - 10	675	731	694	645	682	638	630	685.4	634	28.84
10 - 11	554	563	611	587	634	685	605	589.8	645	28.98
11 - 12	540	513	544	525	630	592	470	550.4	531	29.1
12 - 13	455	468	457	198	522	559	409	420	484	29.22
13 - 14	455	508	459	463	527	545	377	482.4	461	28.98
14 - 15	486	474	500	537	558	546	352	511	449	28.3
15 - 16	551	547	548	568	588	453	294	560.4	373.5	27.86
16 - 17	483	517	547	614	516	544	301	535.4	422.5	28.4
17 - 18	437	451	475	468	470	347	252	460.2	299.5	28.72
18 - 19	392	451	439	463	497	338	235	448.4	286.5	29.02
19 - 20	280	267	276	297	340	261	179	292	220	29.4
20 - 21	126	159	154	156	178	166	106	154.6	136	29.84
21 - 22	128	127	111	159	180	152	86	141	119	30.18
22 - 23	71	72	83	66	155	150	56	89.4	103	31.32
23 - 24	36	36	46	43	83	166	34	48.8	100	32.58
Totals	7946	8149	8169	8035	8688	7354	5191			
% of Total	14.84%	15.22%	15.26%	15.01%	16.23%	13.74%	9.7%			

Incoming Direction Weekly Counts
Norwich Road

from Thu-Nov-16-2017-01-00-PM to Thu-Dec-14-2017-12-59-PM

	11/12/2017	to	17/12/2017							
	Monday	Tuesday	Wednesday	Thursday	Friday	Saturday	Sunday	Week	Weekend	Week Day 85%
Hour	11/12/2017	12/12/2017	13/12/2017	14/12/2017	15/12/2017	16/12/2017	17/12/2017	Day Avg	Avg	Avg Speed
0 - 1	11	18	144	24	*	*	*	49.25	0	26.12
1 - 2	13	14	55	22	*	*	*	26	0	29.88
2 - 3	13	17	34	10	*	*	*	18.5	0	28.25
3 - 4	10	14	30	19	*	*	*	18.25	0	30.83
4 - 5	42	31	35	36	*	*	*	36	0	31.05
5 - 6	116	103	106	123	*	*	*	112	0	30.62
6 - 7	336	272	374	377	*	*	*	339.75	0	28.22
7 - 8	854	738	864	830	*	*	*	821.5	0	25.1
8 - 9	776	670	766	884	*	*	*	774	0	25.33
9 - 10	607	672	700	674	*	*	*	663.25	0	27.4
10 - 11	579	683	656	663	*	*	*	645.25	0	28.38
11 - 12	530	539	604	82	*	*	*	438.75	0	28.8
12 - 13	461	511	487	0	*	*	*	364.75	0	28.9
13 - 14	463	484	469	*	*	*	*	472	0	29.07
14 - 15	486	485	505	*	*	*	*	492	0	28.13
15 - 16	491	582	547	*	*	*	*	540	0	27.03
16 - 17	475	525	501	*	*	*	*	500.33	0	28.17
17 - 18	390	428	506	*	*	*	*	441.33	0	28.5
18 - 19	351	403	417	*	*	*	*	390.33	0	28.57
19 - 20	237	262	266	*	*	*	*	255	0	29.5
20 - 21	121	171	174	*	*	*	*	155.33	0	29.63
21 - 22	74	145	131	*	*	*	*	116.67	0	31.03
22 - 23	65	80	106	*	*	*	*	83.67	0	30.63
23 - 24	36	98	61	*	*	*	*	65	0	28.73
Totals	7537	7945	8538	3744	0	0	0			
% of Total	27.15%	28.62%	30.75%	13.49%	0%	0%	0%			

Incoming Direction Monthly Counts
Norwich Road

from Thu-Nov-16-2017-01-00-PM to Thu-Dec-14-2017-12-59-PM

Hour	Nov 2017							Week Day Avg	Weekend Avg	Week Day 85% Avg Speed
	Monday	Tuesday	Wednesday	Thursday	Friday	Saturday	Sunday			
0 - 1	22	37	49	49	76	144	105	46.6	124.5	35.3
1 - 2	23	28	24	26	36	61	71	27.4	66	33.14
2 - 3	42	33	32	32	15	59	72	30.8	65.5	32.22
3 - 4	48	14	25	26	24	42	31	27.4	36.5	32.06
4 - 5	121	70	77	60	72	57	35	80	46	31.78
5 - 6	243	222	212	216	191	92	66	216.8	79	31.72
6 - 7	734	702	709	707	683	298	164	707	231	29.54
7 - 8	1669	1765	1721	1604	1670	598	303	1685.8	450.5	27.24
8 - 9	1555	1511	1526	1601	1638	1089	446	1566.2	767.5	28
9 - 10	1314	1302	1271	1472	1446	1306	1113	1361	1209.5	28.8
10 - 11	1172	1136	1067	1125	1251	1331	1383	1150.2	1357	28.96
11 - 12	1060	1043	1020	796	1150	1312	1130	1013.8	1221	29
12 - 13	955	960	891	802	1031	1212	1168	927.8	1190	29.2
13 - 14	970	945	943	1032	1026	1289	950	983.2	1119.5	29.2
14 - 15	918	888	939	1401	1040	1038	850	1037.2	944	28.58
15 - 16	990	1046	1005	1633	1177	853	797	1170.2	825	28
16 - 17	1006	1022	1062	1633	1018	848	682	1148.2	765	28.08
17 - 18	925	956	986	1450	1022	645	652	1067.8	648.5	28.62
18 - 19	829	859	806	1323	999	701	542	963.2	621.5	28.88
19 - 20	496	569	559	826	642	515	408	618.4	461.5	29.28
20 - 21	286	319	351	473	370	331	276	359.8	303.5	29.66
21 - 22	217	239	240	418	288	286	182	280.4	234	29.9
22 - 23	123	157	186	271	275	269	117	202.4	193	30.28
23 - 24	56	68	82	130	164	209	61	100	135	32.5
Totals	15774	15891	15783	19106	17304	14585	11604			
% of Total	14.33%	14.44%	14.34%	17.36%	15.72%	13.25%	10.54%			

Incoming Direction Monthly Counts
Norwich Road

from Thu-Nov-16-2017-01-00-PM to Thu-Dec-14-2017-12-59-PM

Hour	Dec 2017							Week Day Avg	Weekend Avg	Week Day 85% Avg Speed
	Monday	Tuesday	Wednesday	Thursday	Friday	Saturday	Sunday			
0 - 1	24	37	166	54	57	110	140	67.6	125	32.5
1 - 2	22	30	67	45	28	88	96	38.4	92	32.02
2 - 3	22	38	47	23	44	76	53	34.8	64.5	30.52
3 - 4	23	25	44	37	25	59	55	30.8	57	31.3
4 - 5	82	62	66	68	70	60	45	69.6	52.5	32.54
5 - 6	233	226	236	244	212	139	63	230.2	101	30.94
6 - 7	752	639	724	729	642	274	160	697.2	217	29.28
7 - 8	1732	1610	1720	1680	1629	590	253	1674.2	421.5	26.64
8 - 9	1558	1475	1563	1691	1500	1040	562	1557.4	801	27.32
9 - 10	1282	1403	1394	1319	1325	1224	1127	1344.6	1175.5	28.54
10 - 11	1133	1246	1267	1250	1191	1303	1225	1217.4	1264	28.82
11 - 12	1070	1052	1148	607	1187	1169	1052	1012.8	1110.5	29.1
12 - 13	916	979	944	198	1047	1101	1047	816.8	1074	29.14
13 - 14	918	992	928	463	1052	1067	879	870.6	973	29.02
14 - 15	972	959	1005	537	1076	1001	810	909.8	905.5	28.36
15 - 16	1042	1129	1095	568	1174	871	715	1001.6	793	27.68
16 - 17	958	1042	1048	614	1025	1023	657	937.4	840	28.32
17 - 18	827	879	981	468	983	680	582	827.6	631	28.66
18 - 19	743	854	856	463	1017	682	501	786.6	591.5	28.92
19 - 20	517	529	542	297	673	537	377	511.6	457	29.44
20 - 21	247	330	328	156	341	332	234	280.4	283	29.82
21 - 22	202	272	242	159	308	288	175	236.6	231.5	30.2
22 - 23	136	152	189	66	279	299	104	164.4	201.5	31.1
23 - 24	72	134	107	43	173	271	74	105.8	172.5	30.8
Totals	15483	16094	16707	11779	17058	14284	10986			
% of Total	15.12%	15.72%	16.32%	11.5%	16.66%	13.95%	10.73%			

Incoming Direction Weekly Speeds
Norwich Road

from Thu-Nov-16-2017-01-00-PM to Thu-Dec-14-2017-12-59-PM

	13/11/2017	to	19/11/2017							
	Monday	Tuesday	Wednesday	Thursday	Friday	Saturday	Sunday	Week	Weekend	Week Day 85%
Hour	13/11/2017	14/11/2017	15/11/2017	16/11/2017	17/11/2017	18/11/2017	19/11/2017	Day Avg	Avg	Avg Speed
0 - 1	*	*	*	*	28.17	29.19	28.15	28.17	28.72	33.6
1 - 2	*	*	*	*	28.53	27.9	29.58	28.53	28.75	35
2 - 3	*	*	*	*	33	26.58	30.28	33	28.6	37.5
3 - 4	*	*	*	*	27.54	29.76	31.27	27.54	30.47	33.3
4 - 5	*	*	*	*	28.35	29.33	29.29	28.35	29.32	33
5 - 6	*	*	*	*	27.42	28.18	27.79	27.42	28.01	30.7
6 - 7	*	*	*	*	25.89	26.58	27.77	25.89	27	29.3
7 - 8	*	*	*	*	22.96	26.94	27.39	22.96	27.09	27.4
8 - 9	*	*	*	*	22.56	25.5	27.71	22.56	26.12	27.8
9 - 10	*	*	*	*	23.88	24.33	24.87	23.88	24.58	28.5
10 - 11	*	*	*	*	24.55	24.11	24.55	24.55	24.34	28.7
11 - 12	*	*	*	*	25.28	24.5	24.23	25.28	24.37	29
12 - 13	*	*	*	*	24.66	25.23	24.98	24.66	25.1	29
13 - 14	*	*	*	21.99	24.88	25.5	25.69	24.54	25.58	28.15
14 - 15	*	*	*	23.07	23.35	25.19	25.3	23.22	25.23	28.1
15 - 16	*	*	*	21.97	23.11	25.73	26.22	22.53	25.97	27.65
16 - 17	*	*	*	24.04	23.64	24.99	25.31	23.85	25.13	28.3
17 - 18	*	*	*	23.84	24.91	25.8	25.32	24.38	25.56	28.7
18 - 19	*	*	*	24.42	24.79	25.21	26.66	24.61	25.81	28.85
19 - 20	*	*	*	24.7	24.98	25.86	26.47	24.85	26.13	29.25
20 - 21	*	*	*	25.78	25.65	27.37	26.96	25.71	27.19	29.3
21 - 22	*	*	*	26.26	26.89	26.91	26.99	26.57	26.94	29.85
22 - 23	*	*	*	26.98	26.63	26.75	27.2	26.76	26.91	30.4
23 - 24	*	*	*	28.16	27.87	27.72	27	27.98	27.56	32.8
Totals	0	0	0	271.3	619.7	635.2	647.2			
% of Total	0%	0%	0%	12.48%	28.51%	29.23%	29.78%			

Incoming Direction Weekly Speeds
Norwich Road

from Thu-Nov-16-2017-01-00-PM to Thu-Dec-14-2017-12-59-PM

	20/11/2017	to	26/11/2017							
	Monday	Tuesday	Wednesday	Thursday	Friday	Saturday	Sunday	Week	Weekend	Week Day 85%
Hour	20/11/2017	21/11/2017	22/11/2017	23/11/2017	24/11/2017	25/11/2017	26/11/2017	Day Avg	Avg	Avg Speed
0 - 1	30.1	29.37	28.76	29.67	28.82	28.03	28.9	29.19	28.37	33.34
1 - 2	24.71	28.5	27.23	27.71	29.81	28.03	29.12	27.78	28.65	33.3
2 - 3	25.75	27.47	29.2	27.6	27.5	28.17	32.3	27.79	30.45	32.34
3 - 4	27.74	29.44	26.14	26.42	28.55	28.84	31.19	27.54	29.76	32.54
4 - 5	11.86	24.92	27.28	27.62	28.71	27.19	30.25	21.36	28.53	31.26
5 - 6	25.57	27.78	26.71	27.04	28.13	26.55	28.33	26.93	27.29	31.64
6 - 7	26.31	26.24	26.45	26.17	25.95	27.4	27.93	26.22	27.59	29.62
7 - 8	22.92	22.39	22.45	22.96	23.43	26.54	27.08	22.82	26.72	27.26
8 - 9	22.07	22.94	23.64	23.39	23.22	26.2	26.01	23.05	26.14	28.1
9 - 10	24.78	24.36	25.13	24.8	24.69	25.52	25	24.76	25.29	28.78
10 - 11	24.55	24.65	25.5	25.25	25.41	24.73	25.85	25.05	25.3	28.96
11 - 12	24.71	24.89	24.45	24.5	25.4	24.91	24.74	24.82	24.83	28.96
12 - 13	23.81	25.59	25.72	24.71	25.32	25.14	24.29	25.04	24.74	29.16
13 - 14	24.34	25.22	24.87	25.1	24.93	25.64	25.3	24.9	25.5	29.06
14 - 15	23.12	23.27	24.44	23.77	24.44	25.41	26.12	23.81	25.74	28.46
15 - 16	22.68	22.57	23.45	22.86	23.7	25.53	26.2	23.07	25.84	28.22
16 - 17	21.97	23.26	22.45	23.77	23.74	25.14	26.23	23.03	25.63	27.9
17 - 18	24.01	23.73	24.29	23.99	24.35	25.85	26.34	24.08	26.09	28.52
18 - 19	24.35	24.59	24.98	24.68	25.04	24.93	26.19	24.73	25.5	28.96
19 - 20	25.31	25.37	26.34	25.62	25.63	26.25	26.08	25.65	26.18	29.38
20 - 21	26.36	26.18	25.92	25.94	27.47	27.65	26.4	26.39	27.09	29.96
21 - 22	25.3	26.69	26.3	26	26.88	27.35	27.08	26.27	27.25	30.14
22 - 23	27.56	26.81	27.33	27.15	26.68	27.06	27.44	27.05	27.15	30.86
23 - 24	29.15	27.06	27.64	27.86	27.08	27.75	27.83	27.58	27.77	31.66
Totals	589.1	613.5	616.3	614.7	624.6	635.6	651.9			
% of Total	13.56%	14.12%	14.18%	14.15%	14.37%	14.63%	15%			

Incoming Direction Weekly Speeds
Norwich Road

from Thu-Nov-16-2017-01-00-PM to Thu-Dec-14-2017-12-59-PM

	27/11/2017	to	03/12/2017							
	Monday	Tuesday	Wednesday	Thursday	Friday	Saturday	Sunday	Week	Weekend	Week Day 85%
Hour	27/11/2017	28/11/2017	29/11/2017	30/11/2017	01/12/2017	02/12/2017	03/12/2017	Day Avg	Avg	Avg Speed
0 - 1	29.67	29.78	28.25	29.42	28.48	28.6	27.4	29.04	27.98	34.66
1 - 2	26.11	28.44	27.64	25.89	28.29	28.23	27.98	27.51	28.1	32.86
2 - 3	12.11	24.38	29.35	29.14	26.83	28.61	28.64	21.21	28.62	31.06
3 - 4	19.48	27.2	26.09	27.29	25.82	29.67	29.96	23.88	29.8	30.24
4 - 5	25.82	28.45	26.29	27.29	28.03	28.61	31.9	27.17	29.9	32.22
5 - 6	27.13	27.51	27.83	27.44	26.46	27.95	28.06	27.26	27.99	31.82
6 - 7	26.48	25.86	26.4	25.66	26.04	27.64	26.93	26.1	27.37	29.54
7 - 8	23.09	22.88	22.89	22.2	23.04	26.78	27.21	22.82	26.91	27.26
8 - 9	22.42	22.51	22.73	22.27	23.9	25.23	27.49	22.75	25.85	27.96
9 - 10	24.15	24.84	25.44	24.59	25.35	25.4	25.46	24.86	25.43	28.96
10 - 11	25.02	25.47	25.52	24.67	25.77	24.99	24.33	25.29	24.66	29.08
11 - 12	25.26	24.95	25.82	23.78	25.67	25.34	23.8	25.13	24.57	29.04
12 - 13	25.64	25.62	25.41	25.27	25.79	25.22	24.93	25.56	25.06	29.3
13 - 14	25.67	26.08	25.62	25.46	24.9	26.2	25.9	25.53	26.05	29.4
14 - 15	24.56	24.35	24.85	23.94	24.35	25.45	25.7	24.41	25.57	28.84
15 - 16	23.17	22	23.11	21.99	23.42	26	25.5	22.76	25.75	27.82
16 - 17	23.94	22.61	23.88	24.57	23.39	24.52	25.3	23.65	24.85	28.18
17 - 18	24.74	24.2	24.22	24.55	23.71	25.49	25.78	24.26	25.63	28.6
18 - 19	24.85	24.92	23.5	25.05	24.31	26.27	26.25	24.52	26.26	28.74
19 - 20	25.65	25.77	24.25	24.83	25.68	26.77	25.82	25.24	26.37	29.18
20 - 21	26.67	25.8	24.93	26.35	26.64	27.28	27.15	26.02	27.22	29.8
21 - 22	24.52	26.5	26.56	25.8	26.77	26.67	25.97	26.06	26.39	29.66
22 - 23	27	26.92	25.45	25.43	27.61	26.93	27.96	26.51	27.18	30.02
23 - 24	29.17	27.03	28.11	28.18	27.54	27.41	28.23	27.89	27.63	32.72
Totals	592.3	614.2	613.9	611.2	617.7	641.3	643.6			
% of Total	13.67%	14.17%	14.16%	14.1%	14.25%	14.8%	14.85%			

Incoming Direction Weekly Speeds
Norwich Road

from Thu-Nov-16-2017-01-00-PM to Thu-Dec-14-2017-12-59-PM

	04/12/2017	to	10/12/2017							
	Monday	Tuesday	Wednesday	Thursday	Friday	Saturday	Sunday	Week	Weekend	Week Day 85%
Hour	04/12/2017	05/12/2017	06/12/2017	07/12/2017	08/12/2017	09/12/2017	10/12/2017	Day Avg	Avg	Avg Speed
0 - 1	29.15	29.79	31.32	30.93	28.66	28.34	28.24	29.99	28.28	35
1 - 2	27.22	26.81	27.92	30.04	28.21	29.36	28.52	28.31	28.92	33.42
2 - 3	25.56	27.52	28	27.46	29.12	29.42	29.5	27.88	29.45	32.06
3 - 4	29.08	29.36	26.43	28.06	27.5	31.73	29.69	28.01	30.65	32.32
4 - 5	28.38	29.06	26.94	28.28	29.16	27.41	28.8	28.4	28.06	33
5 - 6	28.17	26.49	27.62	27.11	27.55	27.55	28.63	27.38	27.87	31.16
6 - 7	26.01	25.58	25.84	26.64	26.37	28.22	28.22	26.08	28.22	29.48
7 - 8	22.64	22.45	23.25	22.77	23.3	26.37	22.55	22.88	25.2	27.3
8 - 9	22.95	22.18	22.95	22.34	23.72	26.41	13.05	22.82	20.88	27.96
9 - 10	24.67	25.02	25.33	23.84	24.76	25.72	13.66	24.74	19.73	28.84
10 - 11	24.95	25.24	24.93	22.76	24.93	25.26	16.8	24.56	21.29	28.98
11 - 12	23.84	25.37	25.35	25.78	25.33	25.4	21.17	25.14	23.53	29.1
12 - 13	25.27	25.58	25.43	25.45	25.26	25.55	27.12	25.39	26.21	29.22
13 - 14	24.97	24.87	24.52	24.59	25.39	25.22	27.11	24.88	26	28.98
14 - 15	22.82	23.91	23.17	24.1	24.56	25.52	26.73	23.74	25.99	28.3
15 - 16	23.16	22.34	21.89	22.83	23.1	26.14	26.53	22.67	26.29	27.86
16 - 17	23.83	23.15	24.11	23.56	24.25	25.09	26.62	23.77	25.63	28.4
17 - 18	23.88	24.69	24.42	24.12	24.85	25.83	26.7	24.4	26.2	28.72
18 - 19	25.14	24.97	24.64	24.97	25.3	25.28	26.32	25.01	25.71	29.02
19 - 20	25.11	25.85	26.13	25.78	26.14	26.3	27.65	25.82	26.85	29.4
20 - 21	26.71	26.64	26.16	26.62	26.78	27.9	28.46	26.58	28.12	29.84
21 - 22	25.3	26.81	26.95	26.96	26.49	27.53	27.38	26.51	27.48	30.18
22 - 23	27.44	27.57	25.47	27.61	26.85	26.78	27.64	26.91	27.01	31.32
23 - 24	28.11	27.08	28.13	27.95	28.83	26.87	26.53	28.18	26.81	32.58
Totals	614.5	618.4	616.7	620.7	626.6	645.1	613.5			
% of Total	14.11%	14.2%	14.16%	14.25%	14.39%	14.81%	14.09%			

Incoming Direction Weekly Speeds
Norwich Road

from Thu-Nov-16-2017-01-00-PM to Thu-Dec-14-2017-12-59-PM

	11/12/2017	to	17/12/2017							
	Monday	Tuesday	Wednesday	Thursday	Friday	Saturday	Sunday	Week	Weekend	Week Day 85%
Hour	11/12/2017	12/12/2017	13/12/2017	14/12/2017	15/12/2017	16/12/2017	17/12/2017	Day Avg	Avg	Avg Speed
0 - 1	31.55	24.83	9.93	20.96	*	*	*	13.84	*	26.12
1 - 2	28.77	23.64	12.96	26.14	*	*	*	19.16	*	29.88
2 - 3	25.31	22.82	14.53	22.1	*	*	*	19.35	*	28.25
3 - 4	28.7	26.07	20.43	25.63	*	*	*	24	*	30.83
4 - 5	27.76	23.81	27.57	25.47	*	*	*	26.29	*	31.05
5 - 6	28.3	24.92	27.45	26.04	*	*	*	26.7	*	30.62
6 - 7	26.32	21.91	25.66	25.15	*	*	*	24.93	*	28.22
7 - 8	22.94	17.53	22.19	21.19	*	*	*	21.09	*	25.1
8 - 9	22.11	15.51	22.09	21.28	*	*	*	20.44	*	25.33
9 - 10	24.99	20.06	23.89	23.8	*	*	*	23.15	*	27.4
10 - 11	24.62	22.65	25.07	24.57	*	*	*	24.2	*	28.38
11 - 12	25.45	23.96	24.96	24.18	*	*	*	24.76	*	28.8
12 - 13	24.57	23.79	25.61	0	*	*	*	24.65	*	28.9
13 - 14	25.22	24.6	25.09	*	*	*	*	24.96	*	29.07
14 - 15	24.43	22.89	23.1	*	*	*	*	23.47	*	28.13
15 - 16	22.65	21.73	21.22	*	*	*	*	21.84	*	27.03
16 - 17	24.28	22.69	23.95	*	*	*	*	23.61	*	28.17
17 - 18	25.11	23.24	23.77	*	*	*	*	23.99	*	28.5
18 - 19	25.46	23.4	23.88	*	*	*	*	24.19	*	28.57
19 - 20	26.35	25.24	25.98	*	*	*	*	25.84	*	29.5
20 - 21	26.6	25.01	26.77	*	*	*	*	26.08	*	29.63
21 - 22	27.2	25.86	27.05	*	*	*	*	26.59	*	31.03
22 - 23	26.74	26.3	27.16	*	*	*	*	26.78	*	30.63
23 - 24	23.81	17.01	23.16	*	*	*	*	20.19	*	28.73
Totals	619.1	549.3	553.9	286.6	0	0	0			
% of Total	30.82%	27.34%	27.57%	14.27%	0%	0%	0%			

Incoming Direction Monthly Speeds
Norwich Road

from Thu-Nov-16-2017-01-00-PM to Thu-Dec-14-2017-12-59-PM

Hour	Nov 2017							Week Day Avg	Weekend Avg	Week Day 85% Avg Speed
	Monday	Tuesday	Wednesday	Thursday	Friday	Saturday	Sunday			
0 - 1	29.86	29.57	28.51	29.51	28.41	28.58	28.5	28.98	28.55	35.3
1 - 2	25.26	28.46	27.42	27.08	29.28	27.97	29.32	27.69	28.7	33.14
2 - 3	13.4	25.97	29.28	27.94	29.33	27.53	31.49	23.97	29.7	32.22
3 - 4	23.44	28.64	26.12	26.88	28	29.21	31.23	25.91	30.07	32.06
4 - 5	16.24	27.14	26.75	27.45	28.56	27.98	30.06	24.07	28.77	31.78
5 - 6	26.3	27.63	27.23	27.25	27.75	27.35	28.06	27.2	27.65	31.72
6 - 7	26.4	26.05	26.42	25.92	25.92	27.01	27.85	26.15	27.31	29.54
7 - 8	23	22.64	22.66	22.58	23.18	26.75	27.24	22.81	26.91	27.24
8 - 9	22.24	22.73	23.17	22.81	22.87	25.83	26.89	22.76	26.13	28
9 - 10	24.48	24.6	25.27	24.7	24.26	24.91	24.93	24.65	24.92	28.8
10 - 11	24.78	25.05	25.51	24.95	24.95	24.4	25.18	25.04	24.8	28.96
11 - 12	24.98	24.92	25.12	24.09	25.34	24.71	24.47	24.94	24.6	29
12 - 13	24.75	25.61	25.57	25	24.99	25.18	24.65	25.18	24.92	29.2
13 - 14	25.01	25.64	25.27	25.04	24.9	25.57	25.5	25.17	25.54	29.2
14 - 15	23.77	23.81	24.65	23.58	23.87	25.29	25.71	23.9	25.48	28.58
15 - 16	22.94	22.28	23.28	22.27	23.4	25.63	26.21	22.79	25.91	28
16 - 17	22.87	22.91	23.17	24.1	23.69	25.06	25.77	23.43	25.38	28.08
17 - 18	24.35	23.97	24.26	24.1	24.65	25.83	25.8	24.26	25.81	28.62
18 - 19	24.6	24.75	24.23	24.7	24.91	25.07	26.41	24.65	25.65	28.88
19 - 20	25.46	25.58	25.26	25.03	25.29	26.05	26.28	25.29	26.15	29.28
20 - 21	26.5	26.01	25.4	25.99	26.5	27.51	26.68	26.07	27.14	29.66
21 - 22	24.9	26.59	26.42	26.03	26.88	27.15	27.03	26.19	27.1	29.9
22 - 23	27.25	26.87	26.34	26.52	26.65	26.9	27.28	26.67	27.02	30.28
23 - 24	29.16	27.04	27.9	28.08	27.53	27.74	27.41	27.85	27.66	32.5

Incoming Direction Monthly Speeds
Norwich Road

from Thu-Nov-16-2017-01-00-PM to Thu-Dec-14-2017-12-59-PM

Hour	Dec 2017							Week Day Avg	Weekend Avg	Week Day 85% Avg Speed
	Monday	Tuesday	Wednesday	Thursday	Friday	Saturday	Sunday			
0 - 1	30.25	27.38	12.77	26.5	28.58	28.48	27.85	20.47	28.13	32.5
1 - 2	28.14	25.33	15.64	28.13	28.25	28.81	28.25	23.35	28.52	32.02
2 - 3	25.41	25.42	18.26	25.13	28.18	29.07	29.09	24.14	29.08	30.52
3 - 4	28.91	27.52	22.34	26.81	26.76	30.58	29.82	25.95	30.21	31.3
4 - 5	28.06	26.44	27.27	26.79	28.64	28.03	30.18	27.49	28.95	32.54
5 - 6	28.24	25.77	27.55	26.57	26.95	27.74	28.33	27.02	27.93	30.94
6 - 7	26.15	24.02	25.75	25.87	26.2	27.9	27.49	25.63	27.75	29.28
7 - 8	22.79	20.2	22.72	21.99	23.18	26.57	24.71	22.19	26.01	26.64
8 - 9	22.53	19.15	22.53	21.78	23.81	25.82	18.11	21.97	23.11	27.32
9 - 10	24.82	22.64	24.61	23.82	25.05	25.57	18.86	24.17	22.35	28.54
10 - 11	24.78	23.82	25	23.72	25.32	25.13	20.61	24.52	22.94	28.82
11 - 12	24.64	24.65	25.14	25.56	25.49	25.37	22.63	25.06	24.07	29.1
12 - 13	24.92	24.65	25.52	25.45	25.52	25.39	25.79	25.18	25.58	29.14
13 - 14	25.1	24.74	24.81	24.59	25.14	25.7	26.42	24.91	26.02	29.02
14 - 15	23.63	23.4	23.14	24.1	24.46	25.49	26.15	23.72	25.78	28.36
15 - 16	22.92	22.02	21.56	22.83	23.26	26.07	25.92	22.49	26.01	27.68
16 - 17	24.05	22.92	24.03	23.56	23.82	24.82	25.91	23.68	25.25	28.32
17 - 18	24.46	23.98	24.08	24.12	24.26	25.66	26.18	24.18	25.9	28.66
18 - 19	25.29	24.23	24.27	24.97	24.79	25.78	26.28	24.67	25.99	28.92
19 - 20	25.68	25.54	26.06	25.78	25.91	26.54	26.69	25.8	26.6	29.44
20 - 21	26.65	25.79	26.48	26.62	26.71	27.59	27.74	26.42	27.65	29.82
21 - 22	26	26.31	27.01	26.96	26.61	27.12	26.66	26.56	26.95	30.2
22 - 23	27.1	26.9	26.42	27.61	27.19	26.86	27.79	26.98	27.1	31.1
23 - 24	25.96	19.72	25.3	27.95	28.16	27.08	27.45	25.13	27.16	30.8

Incoming Direction Weekly EightyFifthSpeeds
Norwich Road

from Thu-Nov-16-2017-01-00-PM to Thu-Dec-14-2017-12-59-PM

	13/11/2017	to	19/11/2017							
	Monday	Tuesday	Wednesday	Thursday	Friday	Saturday	Sunday	Week	Weekend	Week Day 85%
Hour	13/11/2017	14/11/2017	15/11/2017	16/11/2017	17/11/2017	18/11/2017	19/11/2017	Day Avg	Avg	Avg Speed
0 - 1	*	*	*	*	33.6	34.1	33.1	33.6	33.6	33.6
1 - 2	*	*	*	*	35	32.5	36.2	35	34.35	35
2 - 3	*	*	*	*	37.5	30	38.3	37.5	34.15	37.5
3 - 4	*	*	*	*	33.3	34	38.3	33.3	36.15	33.3
4 - 5	*	*	*	*	33	36.7	35	33	35.85	33
5 - 6	*	*	*	*	30.7	33.1	31	30.7	32.05	30.7
6 - 7	*	*	*	*	29.3	29.7	32.5	29.3	31.1	29.3
7 - 8	*	*	*	*	27.4	30.7	30.9	27.4	30.8	27.4
8 - 9	*	*	*	*	27.8	29.2	32	27.8	30.6	27.8
9 - 10	*	*	*	*	28.5	28.6	29	28.5	28.8	28.5
10 - 11	*	*	*	*	28.7	28.5	28.8	28.7	28.65	28.7
11 - 12	*	*	*	*	29	28.8	28.8	29	28.8	29
12 - 13	*	*	*	*	29	29.2	29	29	29.1	29
13 - 14	*	*	*	27.3	29	29.3	29.4	28.15	29.35	28.15
14 - 15	*	*	*	28	28.2	29	29.2	28.1	29.1	28.1
15 - 16	*	*	*	27.3	28	29.1	29.6	27.65	29.35	27.65
16 - 17	*	*	*	28.3	28.3	29	29.1	28.3	29.05	28.3
17 - 18	*	*	*	28.4	29	29.5	29.1	28.7	29.3	28.7
18 - 19	*	*	*	28.7	29	29.2	29.8	28.85	29.5	28.85
19 - 20	*	*	*	29.2	29.3	29.3	29.6	29.25	29.45	29.25
20 - 21	*	*	*	29.2	29.4	31.3	29.7	29.3	30.5	29.3
21 - 22	*	*	*	29.9	29.8	29.9	30	29.85	29.95	29.85
22 - 23	*	*	*	31.1	29.7	30.3	31.1	30.4	30.7	30.4
23 - 24	*	*	*	33.1	32.5	32.1	31.7	32.8	31.9	32.8
Totals	0	0	0	320.5	725	733.1	751.2			
% of Total	0%	0%	0%	12.67%	28.66%	28.98%	29.69%			

Incoming Direction Weekly EightyFifthSpeeds
Norwich Road

from Thu-Nov-16-2017-01-00-PM to Thu-Dec-14-2017-12-59-PM

	20/11/2017	to	26/11/2017							
	Monday	Tuesday	Wednesday	Thursday	Friday	Saturday	Sunday	Week	Weekend	Week Day 85%
Hour	20/11/2017	21/11/2017	22/11/2017	23/11/2017	24/11/2017	25/11/2017	26/11/2017	Day Avg	Avg	Avg Speed
0 - 1	30	32.5	34.2	35	35	33.2	33.8	33.34	33.5	33.34
1 - 2	29	35	32.5	32.5	37.5	31.7	34	33.3	32.85	33.3
2 - 3	30	31.7	35	32.5	32.5	33.3	41	32.34	37.15	32.34
3 - 4	33.3	37.5	30	29.4	32.5	33.8	38.3	32.54	36.05	32.54
4 - 5	25.6	31.2	32.5	32.5	34.5	34.3	37.9	31.26	36.1	31.26
5 - 6	31.9	32.2	29.9	31.6	32.6	30.8	33.2	31.64	32	31.64
6 - 7	29.7	29.5	29.7	29.5	29.7	30.9	31.4	29.62	31.15	29.62
7 - 8	27.5	26.9	26.8	27.2	27.9	29.8	30.3	27.26	30.05	27.26
8 - 9	26.9	28.1	28.6	28.4	28.5	29.5	29.9	28.1	29.7	28.1
9 - 10	28.8	28.7	28.9	28.8	28.7	29.4	29.1	28.78	29.25	28.78
10 - 11	28.7	28.8	29.1	29	29.2	28.9	29.3	28.96	29.1	28.96
11 - 12	28.8	29.1	29	28.8	29.1	29	29	28.96	29	28.96
12 - 13	28.9	29.3	29.4	29.1	29.1	29.2	28.5	29.16	28.85	29.16
13 - 14	28.9	29.1	29	29.1	29.2	29.3	29.1	29.06	29.2	29.06
14 - 15	28.2	28.1	28.9	28.4	28.7	29.3	29.4	28.46	29.35	28.46
15 - 16	27.6	27.9	28.7	28.3	28.6	29.3	29.6	28.22	29.45	28.22
16 - 17	27.1	28.1	27.8	28.3	28.2	29.1	29.7	27.9	29.4	27.9
17 - 18	28.5	28.3	28.7	28.5	28.6	29.4	29.6	28.52	29.5	28.52
18 - 19	28.6	29	29	29	29.2	29	29.7	28.96	29.35	28.96
19 - 20	29.1	29.3	29.6	29.6	29.3	29.6	29.5	29.38	29.55	29.38
20 - 21	29.6	29.8	29.6	29.6	31.2	32.2	30.3	29.96	31.25	29.96
21 - 22	29.8	30.3	29.6	29.4	31.6	31	29.9	30.14	30.45	30.14
22 - 23	32.3	29.8	31.2	31.3	29.7	30.5	29.8	30.86	30.15	30.86
23 - 24	33.8	31.7	32.5	29.8	30.5	32.4	32	31.66	32.2	31.66
Totals	702.6	721.9	720.2	715.6	731.6	734.9	754.3			
% of Total	13.83%	14.21%	14.17%	14.08%	14.4%	14.46%	14.85%			

Incoming Direction Weekly EightyFifthSpeeds
Norwich Road

from Thu-Nov-16-2017-01-00-PM to Thu-Dec-14-2017-12-59-PM

	27/11/2017	to	03/12/2017							
	Monday	Tuesday	Wednesday	Thursday	Friday	Saturday	Sunday	Week	Weekend	Week Day 85%
Hour	27/11/2017	28/11/2017	29/11/2017	30/11/2017	01/12/2017	02/12/2017	03/12/2017	Day Avg	Avg	Avg Speed
0 - 1	33.3	37	32.5	37.5	33	34	31.4	34.66	32.7	34.66
1 - 2	30	33.8	33	35	32.5	32.5	34	32.86	33.25	32.86
2 - 3	26.4	28.9	34.2	33.3	32.5	34.5	33.1	31.06	33.8	31.06
3 - 4	32.5	30	29.3	30	29.4	36.7	35	30.24	35.85	30.24
4 - 5	32.7	33.8	29.6	31	34	34.2	40	32.22	37.1	32.22
5 - 6	31.6	32.2	32.6	31.5	31.2	32.2	32.9	31.82	32.55	31.82
6 - 7	29.6	29.3	29.7	29.3	29.8	32	29.8	29.54	30.9	29.54
7 - 8	27.7	27	27.2	26.7	27.7	29.8	30	27.26	29.9	27.26
8 - 9	27.4	28	28.1	27.7	28.6	29.1	31.4	27.96	30.25	27.96
9 - 10	28.8	28.9	29.1	28.8	29.2	29	29.2	28.96	29.1	28.96
10 - 11	29	29.2	29.2	28.8	29.2	28.8	28.5	29.08	28.65	29.08
11 - 12	29.1	29	29.3	28.5	29.3	29.2	28.2	29.04	28.7	29.04
12 - 13	29.3	29.5	29.2	29.1	29.4	29.1	28.9	29.3	29	29.3
13 - 14	29.5	29.5	29.5	29.4	29.1	29.5	29.6	29.4	29.55	29.4
14 - 15	28.9	29	28.9	28.6	28.8	29.3	29.3	28.84	29.3	28.84
15 - 16	28.2	27	28.2	27.5	28.2	29.3	29.3	27.82	29.3	27.82
16 - 17	28.6	26.8	28.4	28.8	28.3	28.5	29.3	28.18	28.9	28.18
17 - 18	28.8	28.6	28.5	28.9	28.2	29.2	29.4	28.6	29.3	28.6
18 - 19	29	29	28.1	28.9	28.7	29.5	29.4	28.74	29.45	28.74
19 - 20	29.3	29.5	28.7	29.2	29.2	29.7	29.5	29.18	29.6	29.18
20 - 21	29.7	29.6	29.7	29.8	30.2	30.9	29.8	29.8	30.35	29.8
21 - 22	29.3	29.9	29.6	29.7	29.8	29.7	29.3	29.66	29.5	29.66
22 - 23	30	30	29.5	29.7	30.9	30.2	32.7	30.02	31.45	30.02
23 - 24	35	31.7	32.8	32.9	31.2	31.2	32.1	32.72	31.65	32.72
Totals	713.7	717.2	714.9	720.6	718.4	738.1	742.1			
% of Total	14.09%	14.16%	14.11%	14.23%	14.18%	14.57%	14.65%			

Incoming Direction Weekly EightyFifthSpeeds
Norwich Road

from Thu-Nov-16-2017-01-00-PM to Thu-Dec-14-2017-12-59-PM

	04/12/2017	to	10/12/2017							
	Monday	Tuesday	Wednesday	Thursday	Friday	Saturday	Sunday	Week	Weekend	Week Day 85%
Hour	04/12/2017	05/12/2017	06/12/2017	07/12/2017	08/12/2017	09/12/2017	10/12/2017	Day Avg	Avg	Avg Speed
0 - 1	33.3	35	35	36.7	35	32.2	33.2	35	32.7	35
1 - 2	30	35	33.3	35	33.8	37	34	33.42	35.5	33.42
2 - 3	29.2	31.7	35	30	34.4	35	37.5	32.06	36.25	32.06
3 - 4	33.8	33.3	30	32	32.5	37.5	34.4	32.32	35.95	32.32
4 - 5	33.9	33.8	30	32.9	34.4	32.5	36.7	33	34.6	33
5 - 6	32.6	29.9	31.4	30.3	31.6	32	34.2	31.16	33.1	31.16
6 - 7	29.5	29.2	29.3	29.7	29.7	32.7	33	29.48	32.85	29.48
7 - 8	27.3	26.7	27.7	27.2	27.6	29.6	29.7	27.3	29.65	27.3
8 - 9	28.1	27.3	28	27.7	28.7	29.7	27.3	27.96	28.5	27.96
9 - 10	28.7	28.8	29.1	28.7	28.9	29.3	26.6	28.84	27.95	28.84
10 - 11	29	29.1	28.9	28.9	29	29.1	28.2	28.98	28.65	28.98
11 - 12	28.7	29.2	29.1	29.4	29.1	29.2	29.2	29.1	29.2	29.1
12 - 13	29.2	29.3	29.2	29.2	29.2	29.2	29.8	29.22	29.5	29.22
13 - 14	29.1	28.9	28.8	29	29.1	29.2	29.8	28.98	29.5	28.98
14 - 15	27.7	28.4	27.9	28.7	28.8	29.3	29.8	28.3	29.55	28.3
15 - 16	28	27.7	27.3	28	28.3	29.3	29.7	27.86	29.5	27.86
16 - 17	28.5	27.9	28.4	28.4	28.8	28.9	29.7	28.4	29.3	28.4
17 - 18	28.5	28.9	28.7	28.7	28.8	29.3	29.8	28.72	29.55	28.72
18 - 19	29.3	28.9	29	29	28.9	29.2	29.7	29.02	29.45	29.02
19 - 20	29.1	29.2	29.6	29.6	29.5	29.6	31.8	29.4	30.7	29.4
20 - 21	29.9	29.7	29.5	29.9	30.2	32.2	32.9	29.84	32.55	29.84
21 - 22	29.5	31.1	30	30.7	29.6	31.4	31.2	30.18	31.3	30.18
22 - 23	32.2	32.1	31.2	31.2	29.9	29.7	31.2	31.32	30.45	31.32
23 - 24	33.8	31.4	31.7	32.5	33.5	30.5	30	32.58	30.25	32.58
Totals	718.9	722.5	718.1	723.4	729.3	743.6	749.4			
% of Total	14.08%	14.15%	14.07%	14.17%	14.29%	14.57%	14.68%			

Incoming Direction Weekly EightyFifthSpeeds
Norwich Road

from Thu-Nov-16-2017-01-00-PM to Thu-Dec-14-2017-12-59-PM

	11/12/2017	to	17/12/2017							
	Monday	Tuesday	Wednesday	Thursday	Friday	Saturday	Sunday	Week	Weekend	Week Day 85%
Hour	11/12/2017	12/12/2017	13/12/2017	14/12/2017	15/12/2017	16/12/2017	17/12/2017	Day Avg	Avg	Avg Speed
0 - 1	37.5	29.2	9.8	28	*	*	*	26.12	0	26.12
1 - 2	33.3	28.8	26.2	31.2	*	*	*	29.88	0	29.88
2 - 3	28.8	30	27.5	26.7	*	*	*	28.25	0	28.25
3 - 4	32.5	31.7	29.6	29.5	*	*	*	30.83	0	30.83
4 - 5	33.3	28.2	33	29.7	*	*	*	31.05	0	31.05
5 - 6	32.7	28.8	31.5	29.5	*	*	*	30.62	0	30.62
6 - 7	29.6	25	29.4	28.9	*	*	*	28.22	0	28.22
7 - 8	27.5	21.5	26.6	24.8	*	*	*	25.1	0	25.1
8 - 9	27.6	19.3	27.5	26.9	*	*	*	25.33	0	25.33
9 - 10	28.8	23.9	28.5	28.4	*	*	*	27.4	0	27.4
10 - 11	29	26.8	29	28.7	*	*	*	28.38	0	28.38
11 - 12	29.4	28.2	29	28.6	*	*	*	28.8	0	28.8
12 - 13	29.3	28.2	29.2	0	*	*	*	28.9	0	28.9
13 - 14	29.4	28.6	29.2	*	*	*	*	29.07	0	29.07
14 - 15	28.6	27.6	28.2	*	*	*	*	28.13	0	28.13
15 - 16	27.9	26.3	26.9	*	*	*	*	27.03	0	27.03
16 - 17	28.7	27	28.8	*	*	*	*	28.17	0	28.17
17 - 18	29.3	27.6	28.6	*	*	*	*	28.5	0	28.5
18 - 19	29.3	27.8	28.6	*	*	*	*	28.57	0	28.57
19 - 20	29.7	29.4	29.4	*	*	*	*	29.5	0	29.5
20 - 21	29.8	29.1	30	*	*	*	*	29.63	0	29.63
21 - 22	32.3	29.4	31.4	*	*	*	*	31.03	0	31.03
22 - 23	31	29.9	31	*	*	*	*	30.63	0	30.63
23 - 24	28.6	28.5	29.1	*	*	*	*	28.73	0	28.73
Totals	723.9	660.8	678	340.9	0	0	0			
% of Total	30.12%	27.49%	28.21%	14.18%	0%	0%	0%			

Incoming Direction Monthly EightyFifthSpeeds
Norwich Road

from Thu-Nov-16-2017-01-00-PM to Thu-Dec-14-2017-12-59-PM

Hour	Nov 2017							Week Day Avg	Weekend Avg	Week Day 85% Avg Speed
	Monday	Tuesday	Wednesday	Thursday	Friday	Saturday	Sunday			
0 - 1	35	35.8	34	37.5	34.2	33.5	33.6	35.3	33.55	35.3
1 - 2	29.4	34.2	32.9	33	36.2	32.1	34.7	33.14	33.4	33.14
2 - 3	27.5	29.7	34.5	32.7	36.7	32.3	39.3	32.22	35.8	32.22
3 - 4	33	35	29.6	29.7	33	34.4	37.5	32.06	35.95	32.06
4 - 5	29.8	33.3	30	31.8	34	34.5	37.5	31.78	36	31.78
5 - 6	31.9	32.3	31.3	31.5	31.6	32.4	32.5	31.72	32.45	31.72
6 - 7	29.7	29.4	29.7	29.4	29.5	29.9	32.1	29.54	31	29.54
7 - 8	27.6	26.9	27	27	27.7	30	30.6	27.24	30.3	27.24
8 - 9	27.2	28.1	28.4	28.1	28.2	29.3	31	28	30.15	28
9 - 10	28.8	28.8	29	28.8	28.6	29	29.1	28.8	29.05	28.8
10 - 11	28.8	29	29.2	28.9	28.9	28.7	29.1	28.96	28.9	28.96
11 - 12	29	29.1	29.2	28.7	29	28.9	28.9	29	28.9	29
12 - 13	29.1	29.4	29.3	29.1	29.1	29.2	28.8	29.2	29	29.2
13 - 14	29.2	29.3	29.2	29.2	29.1	29.3	29.2	29.2	29.25	29.2
14 - 15	28.6	28.6	28.9	28.3	28.5	29.2	29.3	28.58	29.25	28.58
15 - 16	28	27.5	28.5	27.7	28.3	29.2	29.6	28	29.4	28
16 - 17	28	27.6	28.1	28.5	28.2	29	29.4	28.08	29.2	28.08
17 - 18	28.6	28.5	28.6	28.6	28.8	29.4	29.4	28.62	29.4	28.62
18 - 19	28.8	29	28.6	28.9	29.1	29.1	29.8	28.88	29.45	28.88
19 - 20	29.2	29.4	29.2	29.3	29.3	29.4	29.6	29.28	29.5	29.28
20 - 21	29.7	29.7	29.6	29.5	29.8	31.7	29.9	29.66	30.8	29.66
21 - 22	29.6	30	29.6	29.7	30.6	30.4	30	29.9	30.2	29.9
22 - 23	31.4	29.9	29.9	30.5	29.7	30.5	30	30.28	30.25	30.28
23 - 24	34.2	31.7	32.6	32.5	31.5	32.3	31.8	32.5	32.05	32.5

Incoming Direction Monthly EightyFifthSpeeds
Norwich Road

from Thu-Nov-16-2017-01-00-PM to Thu-Dec-14-2017-12-59-PM

Hour	Dec 2017							Week Day Avg	Weekend Avg	Week Day 85% Avg Speed
	Monday	Tuesday	Wednesday	Thursday	Friday	Saturday	Sunday			
0 - 1	34.4	33.3	27.2	33.6	34	33.5	32.2	32.5	32.85	32.5
1 - 2	32.5	31.7	29.4	33.2	33.3	34.4	34	32.02	34.2	32.02
2 - 3	28.9	30.8	29.6	29.5	33.8	34.7	35.6	30.52	35.15	30.52
3 - 4	33.8	32.5	29.5	30.7	30	37.1	34.7	31.3	35.9	31.3
4 - 5	33.6	31.2	31.9	31.4	34.6	33.5	38.3	32.54	35.9	32.54
5 - 6	32.7	29.4	31.6	29.8	31.2	32.1	33.5	30.94	32.8	30.94
6 - 7	29.5	28.5	29.3	29.3	29.8	32.3	31.5	29.28	31.9	29.28
7 - 8	27.4	24.7	27.2	26.3	27.6	29.7	29.9	26.64	29.8	26.64
8 - 9	27.9	25	27.8	27.3	28.6	29.4	29.4	27.32	29.4	27.32
9 - 10	28.7	27.6	28.8	28.6	29	29.2	28.4	28.54	28.8	28.54
10 - 11	29	28.3	28.9	28.8	29.1	29	28.4	28.82	28.7	28.82
11 - 12	29.1	28.8	29.1	29.3	29.2	29.2	28.7	29.1	28.95	29.1
12 - 13	29.2	28.8	29.2	29.2	29.3	29.2	29.3	29.14	29.25	29.14
13 - 14	29.2	28.8	29	29	29.1	29.4	29.7	29.02	29.55	29.02
14 - 15	28.2	28.1	28	28.7	28.8	29.3	29.5	28.36	29.4	28.36
15 - 16	28	27.1	27.1	28	28.2	29.3	29.5	27.68	29.4	27.68
16 - 17	28.6	27.5	28.6	28.4	28.5	28.8	29.5	28.32	29.15	28.32
17 - 18	28.9	28.4	28.7	28.7	28.6	29.2	29.6	28.66	29.4	28.66
18 - 19	29.3	28.6	28.8	29	28.9	29.4	29.5	28.92	29.45	28.92
19 - 20	29.4	29.3	29.5	29.6	29.4	29.7	30.1	29.44	29.9	29.44
20 - 21	29.8	29.4	29.8	29.9	30.2	31.6	31.4	29.82	31.5	29.82
21 - 22	29.9	29.8	30.9	30.7	29.7	30.1	29.8	30.2	29.95	30.2
22 - 23	31.9	31	31.1	31.2	30.3	29.8	32	31.1	30.9	31.1
23 - 24	29.7	29.4	30	32.5	32.4	30.8	31.4	30.8	31.1	30.8

Starting Hour	Count	Average Speed of all Traffic	Violator Counts	Average Speed of Violators
00:00:00	0	N/A	N/A	N/A
01:00:00	0	N/A	N/A	N/A
02:00:00	0	N/A	N/A	N/A
03:00:00	0	N/A	N/A	N/A
04:00:00	0	N/A	N/A	N/A
05:00:00	0	N/A	N/A	N/A
06:00:00	0	N/A	N/A	N/A
07:00:00	0	N/A	N/A	N/A
08:00:00	0	N/A	N/A	N/A
09:00:00	0	N/A	N/A	N/A
10:00:00	0	N/A	N/A	N/A
11:00:00	0	N/A	N/A	N/A
12:00:00	0	N/A	N/A	N/A
13:00:00	35	2.9	1	32.5
14:00:00	503	2.4	18	33.3
15:00:00	595	2.2	17	34.0
16:00:00	575	2.0	15	33.5
17:00:00	555	2.2	22	32.7
18:00:00	493	2.5	23	33.2
19:00:00	323	3.7	24	32.7
20:00:00	190	5.4	12	33.3
21:00:00	144	7.1	18	32.8
22:00:00	83	9.8	14	32.9
23:00:00	61	12.0	22	33.2
00:00:00	51	14.9	12	34.2
01:00:00	15	22.8	4	40.0
02:00:00	7	32.5	5	34.5
03:00:00	13	23.7	4	33.8
04:00:00	26	21.6	8	35.6
05:00:00	98	8.1	17	33.1
06:00:00	307	3.8	22	34.1
07:00:00	818	1.3	14	32.5
08:00:00	893	1.3	20	32.5
09:00:00	767	1.8	24	33.5
10:00:00	678	1.8	30	33.3
11:00:00	582	2.0	23	32.9
12:00:00	525	2.4	31	32.7
13:00:00	557	2.2	31	32.8
14:00:00	555	2.3	27	32.9
15:00:00	612	1.9	10	33.5
16:00:00	551	2.1	15	33.2
17:00:00	543	2.4	32	33.0
18:00:00	540	2.4	29	32.8
19:00:00	352	3.5	33	32.8
20:00:00	203	5.4	19	33.8
21:00:00	143	6.1	14	32.5
22:00:00	144	6.2	18	32.8
23:00:00	102	10.1	16	35.9
00:00:00	65	12.5	25	34.5
01:00:00	37	16.3	8	36.9
02:00:00	24	17.9	4	32.5

Starting Hour	Count	Average Speed of all Traffic	Violator Counts	Average Speed of Violators
03:00:00	17	26.9	7	34.6
04:00:00	20	21.9	5	34.5
05:00:00	42	16.9	14	33.9
06:00:00	137	7.2	17	33.1
07:00:00	290	3.8	46	32.8
08:00:00	564	2.3	41	33.0
09:00:00	667	1.9	20	33.5
10:00:00	694	1.7	21	32.5
11:00:00	641	2.2	32	33.3
12:00:00	609	2.2	41	33.4
13:00:00	606	2.2	44	33.4
14:00:00	591	2.2	30	32.8
15:00:00	419	2.8	21	33.5
16:00:00	436	2.8	24	32.7
17:00:00	322	3.8	31	33.0
18:00:00	366	3.2	25	32.5
19:00:00	270	4.1	20	33.5
20:00:00	171	6.9	29	33.7
21:00:00	130	8.6	21	33.7
22:00:00	132	8.1	22	34.3
23:00:00	116	9.4	26	33.5
00:00:00	56	14.3	13	35.2
01:00:00	33	19.6	11	36.6
02:00:00	28	21.4	14	35.4
03:00:00	16	24.4	10	36.0
04:00:00	5	22.0	1	32.5
05:00:00	32	14.2	7	33.2
06:00:00	75	10.2	22	33.0
07:00:00	136	8.0	24	34.0
08:00:00	219	5.3	54	33.1
09:00:00	566	2.3	29	32.8
10:00:00	712	1.8	33	33.0
11:00:00	601	2.1	27	32.7
12:00:00	606	2.0	29	32.8
13:00:00	507	2.4	40	32.6
14:00:00	416	3.0	34	32.9
15:00:00	426	3.2	43	33.4
16:00:00	352	3.5	27	33.4
17:00:00	353	2.9	24	32.7
18:00:00	258	5.3	32	35.5
19:00:00	209	4.9	21	32.7
20:00:00	148	6.4	16	33.8
21:00:00	96	10.2	14	34.6
22:00:00	77	10.1	12	34.2
23:00:00	34	19.3	9	33.1
00:00:00	11	27.7	2	45.0
01:00:00	8	20.3	0	0.0
02:00:00	10	15.5	1	32.5
03:00:00	23	16.0	7	33.2
04:00:00	82	5.2	4	32.5
05:00:00	111	8.9	27	34.5

Starting Hour	Count	Average Speed of all Traffic	Violator Counts	Average Speed of Violators
06:00:00	322	3.7	41	32.9
07:00:00	823	1.3	15	32.8
08:00:00	770	1.4	10	32.5
09:00:00	707	1.7	28	32.9
10:00:00	609	1.9	24	32.9
11:00:00	539	2.2	22	32.7
12:00:00	450	2.4	25	32.5
13:00:00	500	2.6	22	34.1
14:00:00	504	2.5	26	32.7
15:00:00	454	2.5	8	33.1
16:00:00	560	2.2	9	32.5
17:00:00	493	2.4	18	33.1
18:00:00	419	2.7	15	33.8
19:00:00	285	4.0	15	33.8
20:00:00	171	5.9	16	34.1
21:00:00	107	9.8	14	33.9
22:00:00	58	14.4	15	32.8
23:00:00	27	22.0	10	33.5
00:00:00	19	21.4	4	42.5
01:00:00	12	21.5	4	35.0
02:00:00	10	24.8	2	32.5
03:00:00	16	19.8	5	35.5
04:00:00	22	19.1	5	33.5
05:00:00	95	10.5	21	33.7
06:00:00	331	3.7	34	32.9
07:00:00	848	1.4	10	33.0
08:00:00	744	1.5	21	32.7
09:00:00	669	1.8	29	32.8
10:00:00	607	2.2	28	33.2
11:00:00	517	2.4	37	33.0
12:00:00	449	2.8	32	33.0
13:00:00	477	2.6	29	33.0
14:00:00	469	2.8	15	34.2
15:00:00	494	2.3	14	33.2
16:00:00	496	2.6	15	33.5
17:00:00	458	2.2	8	32.5
18:00:00	461	2.7	25	32.7
19:00:00	290	4.0	25	32.9
20:00:00	167	7.4	23	33.8
21:00:00	115	7.8	14	32.9
22:00:00	81	11.1	13	33.7
23:00:00	37	14.3	5	34.5
00:00:00	26	23.1	10	36.5
01:00:00	12	19.0	2	32.5
02:00:00	16	21.1	5	36.5
03:00:00	17	19.4	4	32.5
04:00:00	31	15.1	7	33.9
05:00:00	111	7.8	15	33.5
06:00:00	321	3.9	40	33.1
07:00:00	873	1.3	15	32.8
08:00:00	733	1.6	32	32.5

Starting Hour	Count	Average Speed of all Traffic	Violator Counts	Average Speed of Violators
09:00:00	675	1.7	29	32.7
10:00:00	542	2.1	25	32.5
11:00:00	520	2.4	37	33.0
12:00:00	444	2.7	38	32.8
13:00:00	448	2.5	23	33.2
14:00:00	444	2.7	24	32.7
15:00:00	524	2.4	30	32.8
16:00:00	542	2.4	16	33.4
17:00:00	489	2.4	21	32.7
18:00:00	396	3.1	23	32.9
19:00:00	293	3.9	26	33.1
20:00:00	172	6.6	18	33.3
21:00:00	127	7.8	12	32.9
22:00:00	91	10.6	18	33.9
23:00:00	37	13.8	9	33.1
00:00:00	19	25.0	6	38.3
01:00:00	16	25.0	5	33.5
02:00:00	24	18.8	7	32.5
03:00:00	14	19.3	2	32.5
04:00:00	22	18.2	5	33.5
05:00:00	102	10.6	23	32.9
06:00:00	318	3.6	27	32.9
07:00:00	802	1.5	25	32.9
08:00:00	756	1.6	30	33.0
09:00:00	741	1.6	32	32.7
10:00:00	562	2.2	29	32.7
11:00:00	381	2.1	17	32.5
12:00:00	347	2.5	24	32.7
13:00:00	460	2.9	28	33.0
14:00:00	484	2.6	16	34.1
15:00:00	542	2.2	19	33.3
16:00:00	575	2.0	26	33.1
17:00:00	495	2.4	19	32.8
18:00:00	426	3.1	28	33.9
19:00:00	281	4.3	25	32.7
20:00:00	147	8.1	19	35.4
21:00:00	159	5.7	14	32.9
22:00:00	101	9.6	19	33.6
23:00:00	38	16.4	6	35.0
00:00:00	26	17.8	9	35.3
01:00:00	24	22.5	8	36.3
02:00:00	10	28.5	3	35.8
03:00:00	12	24.2	4	35.0
04:00:00	36	15.0	15	35.8
05:00:00	88	11.0	19	33.8
06:00:00	313	4.6	39	34.2
07:00:00	798	1.5	17	32.8
08:00:00	756	1.7	33	32.8
09:00:00	702	1.7	21	32.5
10:00:00	581	2.0	34	32.5
11:00:00	578	2.1	37	32.6

Starting Hour	Count	Average Speed of all Traffic	Violator Counts	Average Speed of Violators
12:00:00	500	2.5	33	33.1
13:00:00	460	3.0	35	33.5
14:00:00	492	2.4	22	33.0
15:00:00	576	2.1	21	33.5
16:00:00	503	2.3	18	33.1
17:00:00	454	2.5	15	32.8
18:00:00	470	2.6	32	33.0
19:00:00	299	3.9	23	33.4
20:00:00	186	6.3	33	33.7
21:00:00	150	7.6	31	33.1
22:00:00	113	7.1	13	32.9
23:00:00	94	9.1	15	33.2
00:00:00	71	12.7	21	35.1
01:00:00	39	17.1	7	35.4
02:00:00	32	16.3	8	33.1
03:00:00	23	20.3	9	35.3
04:00:00	39	17.7	12	35.0
05:00:00	48	14.7	8	34.4
06:00:00	141	7.4	23	34.5
07:00:00	276	4.0	38	32.6
08:00:00	514	2.3	45	32.6
09:00:00	618	2.1	53	33.1
10:00:00	638	1.8	39	32.5
11:00:00	641	1.9	34	32.8
12:00:00	638	1.8	39	32.5
13:00:00	638	1.8	54	32.6
14:00:00	496	2.6	35	32.9
15:00:00	440	2.8	35	32.9
16:00:00	420	2.8	25	32.5
17:00:00	326	3.5	26	32.9
18:00:00	350	3.1	19	32.5
19:00:00	259	4.0	22	33.0
20:00:00	177	6.7	36	33.5
21:00:00	151	8.4	31	36.4
22:00:00	132	7.8	20	33.0
23:00:00	115	7.8	25	32.9
00:00:00	48	17.5	19	35.1
01:00:00	42	19.1	15	34.8
02:00:00	40	23.2	21	36.8
03:00:00	18	29.2	10	38.0
04:00:00	31	24.6	14	36.1
05:00:00	33	17.1	12	32.9
06:00:00	80	8.6	15	33.5
07:00:00	146	8.3	25	34.5
08:00:00	210	5.0	26	32.7
09:00:00	513	2.5	36	32.5
10:00:00	654	1.9	36	32.8
11:00:00	545	2.3	36	32.8
12:00:00	558	2.0	13	33.3
13:00:00	473	2.4	21	33.0
14:00:00	427	2.6	34	32.6

Starting Hour	Count	Average Speed of all Traffic	Violator Counts	Average Speed of Violators
15:00:00	364	3.0	35	32.6
16:00:00	353	3.3	37	32.8
17:00:00	316	3.6	37	33.0
18:00:00	288	3.9	32	33.0
19:00:00	199	5.6	18	33.6
20:00:00	147	7.8	24	33.8
21:00:00	84	10.3	11	34.3
22:00:00	47	14.3	8	37.5
23:00:00	31	16.1	6	33.3
00:00:00	12	25.4	4	37.5
01:00:00	9	20.3	1	32.5
02:00:00	37	7.2	1	32.5
03:00:00	25	12.1	5	33.5
04:00:00	33	18.8	11	33.4
05:00:00	109	9.5	23	33.6
06:00:00	337	3.6	40	33.0
07:00:00	844	1.4	21	33.0
08:00:00	772	1.5	21	33.0
09:00:00	644	2.1	28	32.9
10:00:00	561	2.0	25	32.7
11:00:00	521	2.5	34	33.1
12:00:00	503	2.4	35	32.8
13:00:00	489	2.8	44	33.1
14:00:00	421	2.8	28	32.9
15:00:00	502	2.1	14	33.2
16:00:00	472	2.5	18	32.5
17:00:00	428	2.8	17	33.7
18:00:00	427	3.0	23	33.6
19:00:00	239	4.8	20	34.0
20:00:00	130	6.8	15	32.8
21:00:00	111	8.4	10	32.5
22:00:00	76	10.5	11	33.0
23:00:00	26	17.4	8	36.3
00:00:00	20	20.3	7	36.1
01:00:00	15	19.7	4	33.8
02:00:00	19	17.9	1	32.5
03:00:00	5	22.0	1	32.5
04:00:00	32	19.1	11	34.8
05:00:00	126	8.7	28	33.8
06:00:00	317	3.2	23	32.5
07:00:00	867	1.1	11	32.5
08:00:00	752	1.6	20	33.3
09:00:00	662	2.0	28	33.0
10:00:00	562	2.1	39	32.5
11:00:00	519	2.4	28	33.2
12:00:00	525	2.5	50	32.9
13:00:00	459	3.2	43	33.9
14:00:00	449	2.6	25	32.7
15:00:00	530	2.0	5	32.5
16:00:00	529	2.0	7	32.5
17:00:00	486	2.3	16	32.8

Starting Hour	Count	Average Speed of all Traffic	Violator Counts	Average Speed of Violators
18:00:00	422	2.8	22	33.0
19:00:00	312	4.0	29	33.2
20:00:00	148	6.8	15	33.2
21:00:00	126	7.1	19	33.0
22:00:00	91	9.6	13	34.4
23:00:00	34	18.0	7	33.2
00:00:00	23	21.6	6	39.2
01:00:00	11	22.0	4	32.5
02:00:00	15	19.0	6	32.5
03:00:00	12	26.0	4	35.0
04:00:00	35	13.9	3	32.5
05:00:00	100	10.5	27	33.6
06:00:00	324	3.7	37	33.3
07:00:00	815	1.3	16	33.4
08:00:00	770	1.3	12	32.5
09:00:00	614	2.0	33	32.5
10:00:00	561	2.1	36	32.5
11:00:00	515	2.2	35	32.6
12:00:00	440	2.8	31	32.7
13:00:00	494	2.6	45	32.7
14:00:00	472	2.7	27	33.4
15:00:00	486	2.3	14	32.9
16:00:00	526	2.2	19	32.5
17:00:00	501	2.3	19	33.0
18:00:00	410	2.5	6	34.2
19:00:00	318	3.4	12	32.9
20:00:00	187	6.3	20	33.3
21:00:00	125	8.2	15	34.5
22:00:00	100	9.7	9	35.3
23:00:00	48	14.5	13	33.7
00:00:00	27	25.0	10	39.0
01:00:00	13	22.1	2	35.0
02:00:00	7	29.6	3	32.5
03:00:00	14	20.0	2	32.5
04:00:00	26	17.1	6	33.3
05:00:00	112	9.0	22	34.3
06:00:00	294	4.1	21	33.5
07:00:00	806	1.4	12	33.3
08:00:00	818	1.3	18	32.5
09:00:00	752	1.8	33	33.0
10:00:00	597	2.1	22	33.2
11:00:00	449	2.8	24	32.7
12:00:00	434	2.7	26	32.5
13:00:00	452	2.8	43	33.0
14:00:00	456	2.8	26	33.1
15:00:00	468	2.4	9	33.6
16:00:00	436	2.5	19	33.3
17:00:00	460	2.6	27	33.2
18:00:00	417	2.5	23	32.5
19:00:00	291	3.8	21	33.0
20:00:00	139	7.1	18	33.3

Starting Hour	Count	Average Speed of all Traffic	Violator Counts	Average Speed of Violators
21:00:00	125	7.5	11	33.9
22:00:00	99	9.1	15	33.2
23:00:00	36	18.3	9	34.2
00:00:00	28	18.6	8	35.0
01:00:00	13	16.0	3	34.2
02:00:00	13	27.1	2	35.0
03:00:00	16	14.2	3	32.5
04:00:00	33	18.1	10	35.0
05:00:00	114	8.0	20	33.5
06:00:00	284	4.5	37	33.6
07:00:00	792	1.5	17	33.1
08:00:00	742	1.7	26	32.7
09:00:00	624	1.9	35	32.6
10:00:00	579	2.0	40	32.9
11:00:00	559	2.2	38	32.8
12:00:00	530	2.3	46	32.7
13:00:00	512	2.4	33	33.0
14:00:00	525	2.3	30	33.0
15:00:00	589	1.8	8	32.5
16:00:00	510	2.4	16	32.8
17:00:00	526	2.4	15	34.2
18:00:00	509	2.6	26	33.1
19:00:00	352	3.2	21	33.0
20:00:00	168	6.2	23	33.6
21:00:00	137	7.0	18	33.3
22:00:00	118	9.1	22	34.3
23:00:00	95	8.8	18	33.3
00:00:00	57	14.3	20	33.8
01:00:00	48	15.6	11	36.6
02:00:00	32	21.3	13	33.7
03:00:00	33	22.0	12	37.9
04:00:00	32	17.6	11	34.3
05:00:00	64	13.6	14	35.0
06:00:00	150	8.4	29	34.4
07:00:00	263	4.7	36	33.6
08:00:00	511	2.4	33	33.0
09:00:00	598	2.0	26	32.7
10:00:00	607	2.1	21	33.5
11:00:00	570	2.1	33	32.5
12:00:00	540	2.2	33	33.3
13:00:00	524	2.4	49	32.8
14:00:00	466	2.8	36	33.2
15:00:00	431	2.7	27	33.1
16:00:00	468	2.3	12	32.9
17:00:00	344	3.1	19	33.0
18:00:00	344	3.4	32	33.0
19:00:00	277	4.0	29	33.0
20:00:00	170	6.5	32	33.4
21:00:00	141	6.5	14	32.9
22:00:00	151	6.5	25	33.1
23:00:00	105	8.6	18	34.4

Starting Hour	Count	Average Speed of all Traffic	Violator Counts	Average Speed of Violators
00:00:00	70	12.0	14	32.5
01:00:00	46	18.4	14	33.6
02:00:00	31	21.9	12	34.2
03:00:00	25	22.0	10	36.0
04:00:00	20	28.4	13	37.1
05:00:00	34	16.9	10	33.5
06:00:00	85	10.4	11	33.9
07:00:00	112	8.0	19	33.0
08:00:00	187	5.7	33	33.3
09:00:00	462	2.6	37	32.6
10:00:00	640	1.5	13	32.5
11:00:00	550	2.0	7	32.5
12:00:00	667	1.9	25	33.1
13:00:00	500	2.4	48	32.7
14:00:00	456	2.6	41	32.6
15:00:00	445	2.6	31	33.1
16:00:00	350	3.5	25	33.7
17:00:00	325	3.9	33	33.0
18:00:00	278	3.8	21	33.2
19:00:00	209	4.6	18	32.8
20:00:00	130	7.6	16	33.1
21:00:00	93	8.7	6	36.7
22:00:00	47	14.8	12	33.3
23:00:00	39	12.8	10	34.0
00:00:00	15	18.7	5	32.5
01:00:00	10	22.5	2	32.5
02:00:00	9	16.7	0	0.0
03:00:00	12	24.2	4	36.3
04:00:00	35	21.4	12	35.0
05:00:00	115	8.9	32	33.6
06:00:00	363	3.4	40	33.3
07:00:00	862	1.3	12	32.9
08:00:00	799	1.4	25	32.9
09:00:00	685	1.8	19	33.0
10:00:00	563	2.1	34	32.6
11:00:00	531	2.3	28	32.5
12:00:00	471	2.6	28	33.0
13:00:00	440	2.6	26	32.5
14:00:00	504	2.1	8	32.5
15:00:00	543	2.1	11	33.9
16:00:00	493	2.5	23	32.9
17:00:00	433	2.7	18	32.8
18:00:00	403	3.3	34	33.2
19:00:00	282	3.9	14	33.2
20:00:00	141	7.2	20	33.5
21:00:00	130	7.3	12	33.3
22:00:00	70	12.5	17	33.1
23:00:00	40	18.3	9	35.8
00:00:00	19	24.1	6	38.3
01:00:00	16	24.4	4	35.0
02:00:00	18	18.3	4	33.8

Starting Hour	Count	Average Speed of all Traffic	Violator Counts	Average Speed of Violators
03:00:00	12	22.3	3	34.2
04:00:00	30	19.4	11	34.8
05:00:00	110	8.3	15	33.5
06:00:00	330	3.4	26	33.1
07:00:00	851	1.3	11	33.0
08:00:00	823	1.2	5	32.5
09:00:00	734	1.6	31	32.7
10:00:00	585	2.0	30	32.7
11:00:00	509	2.3	21	32.5
12:00:00	473	2.7	45	32.8
13:00:00	497	2.6	21	33.2
14:00:00	479	2.3	18	32.8
15:00:00	537	2.1	14	32.9
16:00:00	519	2.3	10	34.5
17:00:00	472	3.0	28	33.4
18:00:00	447	2.7	21	33.0
19:00:00	282	3.7	12	33.3
20:00:00	157	7.2	22	33.6
21:00:00	137	7.1	24	33.1
22:00:00	74	10.9	15	33.5
23:00:00	37	17.7	9	32.5
00:00:00	22	23.6	8	39.4
01:00:00	12	27.3	5	33.5
02:00:00	11	20.5	2	37.5
03:00:00	16	23.4	3	32.5
04:00:00	29	17.5	5	34.5
05:00:00	123	9.0	22	34.1
06:00:00	313	3.8	26	33.1
07:00:00	857	1.3	21	32.5
08:00:00	783	1.4	13	32.9
09:00:00	726	1.7	34	32.8
10:00:00	583	2.0	29	32.7
11:00:00	555	2.1	32	32.8
12:00:00	464	2.5	36	32.5
13:00:00	448	2.5	18	32.8
14:00:00	500	2.3	8	33.8
15:00:00	532	2.1	9	32.5
16:00:00	575	2.0	14	33.6
17:00:00	458	2.3	20	32.5
18:00:00	458	2.9	27	33.1
19:00:00	297	4.0	30	33.0
20:00:00	149	6.4	14	33.9
21:00:00	125	7.5	16	33.1
22:00:00	85	11.1	14	33.6
23:00:00	49	11.8	12	32.9
00:00:00	30	22.1	14	36.1
01:00:00	21	21.8	9	34.7
02:00:00	15	24.8	3	37.5
03:00:00	14	20.4	4	32.5
04:00:00	27	17.1	4	32.5
05:00:00	121	8.5	23	33.4

Starting Hour	Count	Average Speed of all Traffic	Violator Counts	Average Speed of Violators
06:00:00	317	4.0	42	33.6
07:00:00	838	1.3	8	32.5
08:00:00	808	1.5	15	32.5
09:00:00	661	1.7	22	32.5
10:00:00	589	2.3	28	32.9
11:00:00	526	2.4	36	33.6
12:00:00	198	2.8	18	32.5
13:00:00	466	2.6	25	33.1
14:00:00	530	2.2	30	32.7
15:00:00	562	2.2	14	32.9
16:00:00	608	2.0	19	33.0
17:00:00	473	2.7	18	33.3
18:00:00	481	2.7	30	33.2
19:00:00	315	3.9	35	32.9
20:00:00	152	7.2	19	33.3
21:00:00	167	6.8	32	33.3
22:00:00	65	10.7	11	33.4
23:00:00	48	14.7	11	33.4
00:00:00	35	20.3	11	35.7
01:00:00	13	21.9	5	33.5
02:00:00	23	23.3	10	34.0
03:00:00	18	23.2	4	33.8
04:00:00	34	16.4	11	35.2
05:00:00	95	9.7	20	33.0
06:00:00	283	4.3	39	33.4
07:00:00	821	1.4	18	33.6
08:00:00	739	1.8	39	32.9
09:00:00	705	1.7	28	32.7
10:00:00	646	2.0	29	33.0
11:00:00	608	2.1	37	32.8
12:00:00	545	2.0	37	32.6
13:00:00	521	2.3	24	32.7
14:00:00	552	2.1	23	32.7
15:00:00	587	1.9	25	32.5
16:00:00	519	2.5	34	33.1
17:00:00	491	2.5	21	33.5
18:00:00	488	2.4	21	33.9
19:00:00	351	3.4	33	32.8
20:00:00	181	6.3	27	33.2
21:00:00	191	5.7	21	33.5
22:00:00	154	6.3	20	34.0
23:00:00	87	12.4	25	34.5
00:00:00	51	14.1	12	33.8
01:00:00	43	19.8	17	36.6
02:00:00	42	17.5	15	36.8
03:00:00	29	24.0	14	35.7
04:00:00	31	21.2	8	35.6
05:00:00	71	10.9	15	34.2
06:00:00	114	9.7	30	34.2
07:00:00	294	3.8	30	32.8
08:00:00	502	2.5	60	32.9

Starting Hour	Count	Average Speed of all Traffic	Violator Counts	Average Speed of Violators
09:00:00	615	1.9	51	32.7
10:00:00	694	1.7	36	32.8
11:00:00	603	2.1	39	33.3
12:00:00	560	2.3	36	33.1
13:00:00	532	2.2	38	32.6
14:00:00	548	2.4	44	33.0
15:00:00	470	2.5	34	32.8
16:00:00	563	2.2	23	32.9
17:00:00	325	3.2	23	32.7
18:00:00	353	3.4	24	33.1
19:00:00	269	4.6	29	33.4
20:00:00	175	6.7	38	33.7
21:00:00	147	8.5	31	33.8
22:00:00	144	6.5	17	33.1
23:00:00	176	6.5	26	34.6
00:00:00	77	13.5	18	35.6
01:00:00	46	16.5	19	33.6
02:00:00	33	19.5	12	35.4
03:00:00	31	21.6	12	34.6
04:00:00	25	24.0	9	36.9
05:00:00	28	15.8	7	36.1
06:00:00	67	12.6	21	34.2
07:00:00	129	7.2	16	33.4
08:00:00	341	3.0	18	33.3
09:00:00	595	2.0	18	32.5
10:00:00	625	1.8	27	32.7
11:00:00	473	2.6	34	32.9
12:00:00	432	2.9	47	33.0
13:00:00	374	3.1	52	33.1
14:00:00	347	3.4	39	32.8
15:00:00	307	3.4	39	32.6
16:00:00	295	3.8	35	33.2
17:00:00	253	4.6	28	33.4
18:00:00	250	5.2	31	33.6
19:00:00	178	6.3	37	33.3
20:00:00	108	10.6	32	33.9
21:00:00	85	9.4	13	33.3
22:00:00	64	11.6	12	35.4
23:00:00	34	15.4	4	33.8
00:00:00	11	32.0	6	35.8
01:00:00	11	25.2	5	33.5
02:00:00	16	19.1	0	0.0
03:00:00	10	17.0	4	32.5
04:00:00	41	16.7	13	33.3
05:00:00	109	9.4	27	34.4
06:00:00	302	4.1	35	33.4
07:00:00	836	1.3	17	32.8
08:00:00	796	1.3	13	32.5
09:00:00	595	1.9	18	33.1
10:00:00	591	2.1	32	32.8
11:00:00	531	2.7	50	33.1

Starting Hour	Count	Average Speed of all Traffic	Violator Counts	Average Speed of Violators
12:00:00	471	2.8	39	32.9
13:00:00	446	2.8	36	32.6
14:00:00	480	2.5	20	33.0
15:00:00	489	2.2	14	32.9
16:00:00	482	2.4	19	32.8
17:00:00	412	3.0	30	33.0
18:00:00	355	3.6	32	33.3
19:00:00	250	5.1	29	33.5
20:00:00	124	7.2	15	33.2
21:00:00	78	12.7	18	33.9
22:00:00	62	11.4	12	33.3
23:00:00	35	13.2	1	37.5
00:00:00	23	14.6	2	37.5
01:00:00	14	18.8	1	32.5
02:00:00	17	14.9	3	32.5
03:00:00	10	23.3	2	32.5
04:00:00	27	13.0	1	32.5
05:00:00	101	7.9	4	33.8
06:00:00	259	3.3	3	32.5
07:00:00	716	1.3	2	32.5
08:00:00	646	1.2	1	32.5
09:00:00	700	1.5	3	32.5
10:00:00	666	1.6	5	32.5
11:00:00	556	1.8	11	32.5
12:00:00	512	2.1	7	34.6
13:00:00	490	2.2	12	32.5
14:00:00	475	2.3	11	33.9
15:00:00	571	2.0	10	32.5
16:00:00	543	1.9	8	32.5
17:00:00	442	2.6	11	33.0
18:00:00	395	2.6	11	33.0
19:00:00	283	4.4	25	33.1
20:00:00	177	5.3	12	33.3
21:00:00	135	7.2	11	33.4
22:00:00	88	9.5	11	33.0
23:00:00	86	9.3	9	33.1
00:00:00	149	2.6	6	35.8
01:00:00	68	4.9	5	34.5
02:00:00	34	9.0	3	34.2
03:00:00	25	13.5	2	35.0
04:00:00	36	17.7	9	35.8
05:00:00	95	9.6	16	32.8
06:00:00	347	3.5	33	33.0
07:00:00	840	1.4	17	33.1
08:00:00	770	1.5	15	32.8
09:00:00	725	1.7	18	32.8
10:00:00	639	2.0	26	34.0
11:00:00	616	2.0	34	32.6
12:00:00	493	2.3	38	32.8
13:00:00	479	2.5	29	32.7
14:00:00	488	2.3	22	33.0

Starting Hour	Count	Average Speed of all Traffic	Violator Counts	Average Speed of Violators
15:00:00	547	2.0	12	32.5
16:00:00	497	2.5	25	32.5
17:00:00	514	2.2	21	32.5
18:00:00	435	2.7	19	32.8
19:00:00	274	3.8	18	32.8
20:00:00	176	6.6	27	33.1
21:00:00	132	8.3	20	33.3
22:00:00	112	8.4	23	33.4
23:00:00	65	12.0	8	33.1

Incoming Direction Histogram

Norwich Road

from Thu-Nov-16-2017-01-00-PM to Thu-Dec-14-2017-12-59-PM

Date	Starting Hr:min	<15	15 to <20	20 to <25	25 to <30	30 to <35	35 to <40	40 to <45	45 to <50	50 to <55	55 to <60	60 to <65	65 to <70	70 to <75	75 to <80	80 to <85	85 to <90	90 to <95	95 to <100	100 to >105	Total Counts	85pct Speed	10mph Pace	% in pace	# of Speeders	% Speeders
16/11/2017	00:00	*	*	*	*	*	*	*	*	*	*	*	*	*	*	*	*	*	*	*	*	*	*	*	*	*
16/11/2017	01:00	*	*	*	*	*	*	*	*	*	*	*	*	*	*	*	*	*	*	*	*	*	*	*	*	*
16/11/2017	02:00	*	*	*	*	*	*	*	*	*	*	*	*	*	*	*	*	*	*	*	*	*	*	*	*	*
16/11/2017	03:00	*	*	*	*	*	*	*	*	*	*	*	*	*	*	*	*	*	*	*	*	*	*	*	*	*
16/11/2017	04:00	*	*	*	*	*	*	*	*	*	*	*	*	*	*	*	*	*	*	*	*	*	*	*	*	*
16/11/2017	05:00	*	*	*	*	*	*	*	*	*	*	*	*	*	*	*	*	*	*	*	*	*	*	*	*	*
16/11/2017	06:00	*	*	*	*	*	*	*	*	*	*	*	*	*	*	*	*	*	*	*	*	*	*	*	*	*
16/11/2017	07:00	*	*	*	*	*	*	*	*	*	*	*	*	*	*	*	*	*	*	*	*	*	*	*	*	*
16/11/2017	08:00	*	*	*	*	*	*	*	*	*	*	*	*	*	*	*	*	*	*	*	*	*	*	*	*	*
16/11/2017	09:00	*	*	*	*	*	*	*	*	*	*	*	*	*	*	*	*	*	*	*	*	*	*	*	*	*
16/11/2017	10:00	*	*	*	*	*	*	*	*	*	*	*	*	*	*	*	*	*	*	*	*	*	*	*	*	*
16/11/2017	11:00	*	*	*	*	*	*	*	*	*	*	*	*	*	*	*	*	*	*	*	*	*	*	*	*	*
16/11/2017	12:00	*	*	*	*	*	*	*	*	*	*	*	*	*	*	*	*	*	*	*	*	*	*	*	*	*
16/11/2017	13:00	5	17	34	15	2	1	0	0	0	0	0	0	0	0	0	0	0	0	0	74	27.3	20 to 30	89.2	3	4.1
16/11/2017	14:00	25	66	243	144	15	2	0	0	0	0	0	0	0	0	0	0	0	0	0	495	28	20 to 30	91.5	17	3.4
16/11/2017	15:00	35	162	264	139	15	2	0	1	0	0	0	0	0	0	0	0	0	0	0	618	27.3	20 to 30	91.4	18	2.9
16/11/2017	16:00	2	62	289	216	13	1	1	0	0	0	0	0	0	0	0	0	0	0	0	584	28.3	20 to 30	97.1	15	2.6
16/11/2017	17:00	5	68	259	182	20	1	0	0	0	0	0	0	0	0	0	0	0	0	0	535	28.4	20 to 30	95.1	21	3.9
16/11/2017	18:00	3	49	220	195	22	1	1	0	0	0	0	0	0	0	0	0	0	0	0	491	28.7	20 to 30	94.5	24	4.9
16/11/2017	19:00	5	31	109	124	22	2	0	0	0	0	0	0	0	0	0	0	0	0	0	293	29.2	20 to 30	90.1	24	8.2
16/11/2017	20:00	2	8	53	119	9	1	0	0	0	0	0	0	0	0	0	0	0	0	0	192	29.2	25 to 35	94.3	10	5.2
16/11/2017	21:00	0	6	42	71	19	1	0	0	0	0	0	0	0	0	0	0	0	0	0	139	29.9	25 to 35	95.0	20	14.4
16/11/2017	22:00	0	1	23	46	14	2	0	0	0	0	0	0	0	0	0	0	0	0	0	86	31.1	25 to 35	96.5	16	18.6
16/11/2017	23:00	0	0	12	24	18	0	1	0	0	0	0	0	0	0	0	0	0	0	0	55	33.1	25 to 35	98.2	19	34.5
24 Hr Summary		82	470	1548	1275	169	14	3	1	0	0	0	0	0	0	0	0	0	0	0	3562	28.6	20 to 30	92.4	187	5.2

Incoming Direction Histogram

Norwich Road

from Thu-Nov-16-2017-01-00-PM to Thu-Dec-14-2017-12-59-PM

Date	Starting Hr:min	<15	15 to <20	20 to <25	25 to <30	30 to <35	35 to <40	40 to <45	45 to <50	50 to <55	55 to <60	60 to <65	65 to <70	70 to <75	75 to <80	80 to <85	85 to <90	90 to <95	95 to <100	100 to >105	Total Counts	85pct Speed	10mph Pace	% in pace	# of Speeders	% Speeders
17/11/2017	00:00	0	1	10	25	7	4	0	0	1	0	0	0	0	0	0	0	0	0	0	48	33.6	25 to 35	87.5	12	25.0
17/11/2017	01:00	0	0	2	9	2	2	0	0	0	0	0	0	0	0	0	0	0	0	0	15	35	25 to 35	86.7	4	26.7
17/11/2017	02:00	0	0	0	1	2	2	0	0	0	0	0	0	0	0	0	0	0	0	0	5	37.5	30 to 40	100.0	4	80.0
17/11/2017	03:00	0	1	2	6	3	1	0	0	0	0	0	0	0	0	0	0	0	0	0	13	33.3	25 to 35	84.6	4	30.8
17/11/2017	04:00	0	0	6	17	5	2	0	1	0	0	0	0	0	0	0	0	0	0	0	31	33	25 to 35	90.3	8	25.8
17/11/2017	05:00	0	0	19	66	15	2	0	0	0	0	0	0	0	0	0	0	0	0	0	102	30.7	25 to 35	98.0	17	16.7
17/11/2017	06:00	1	9	115	181	21	3	0	0	1	0	0	0	0	0	0	0	0	0	0	331	29.3	25 to 35	95.8	25	7.6
17/11/2017	07:00	19	124	486	225	12	0	0	0	0	0	0	0	0	0	0	0	0	0	0	866	27.4	20 to 30	96.4	12	1.4
17/11/2017	08:00	39	188	373	253	20	0	0	0	0	0	0	0	0	0	0	0	0	0	0	873	27.8	20 to 30	93.2	20	2.3
17/11/2017	09:00	20	86	347	278	27	0	1	1	0	0	0	0	0	0	0	0	0	0	0	760	28.5	20 to 30	93.6	29	3.8
17/11/2017	10:00	6	59	286	290	25	0	0	0	0	1	0	0	0	0	0	0	0	0	0	667	28.7	20 to 30	95.2	26	3.9
17/11/2017	11:00	0	30	223	311	21	2	0	0	0	0	0	0	0	0	0	0	0	0	0	587	29	20 to 30	96.1	23	3.9
17/11/2017	12:00	9	38	226	220	33	1	0	0	0	0	0	0	0	0	0	0	0	0	0	527	29	20 to 30	91.8	34	6.5
17/11/2017	13:00	2	47	224	255	28	3	0	0	0	0	0	0	0	0	0	0	0	0	0	559	29	20 to 30	94.1	31	5.5
17/11/2017	14:00	10	93	258	167	21	1	0	0	0	0	0	0	0	0	0	0	0	0	0	550	28.2	20 to 30	94.2	22	4.0
17/11/2017	15:00	25	95	273	196	11	2	0	0	0	0	0	0	0	0	0	0	0	0	0	602	28	20 to 30	93.7	13	2.2
17/11/2017	16:00	11	78	235	201	10	2	0	0	0	0	0	0	0	0	0	0	0	0	0	537	28.3	20 to 30	95.7	12	2.2
17/11/2017	17:00	4	42	224	247	31	3	0	0	0	0	0	0	0	0	0	0	0	0	0	551	29	20 to 30	93.1	34	6.2
17/11/2017	18:00	6	49	207	251	26	3	0	0	0	0	0	0	0	0	0	0	0	0	0	542	29	20 to 30	93.5	29	5.4
17/11/2017	19:00	2	18	161	128	32	1	0	0	0	0	0	0	0	0	0	0	0	0	0	342	29.3	25 to 35	93.9	33	9.6
17/11/2017	20:00	1	11	66	102	13	3	1	0	0	0	0	0	0	0	0	0	0	0	0	197	29.4	25 to 35	91.9	17	8.6
17/11/2017	21:00	0	1	29	88	16	0	0	0	0	0	0	0	0	0	0	0	0	0	0	134	29.8	25 to 35	99.3	16	11.9
17/11/2017	22:00	0	3	35	96	15	1	0	0	0	0	0	0	0	0	0	0	0	0	0	150	29.7	25 to 35	97.3	16	10.7
17/11/2017	23:00	0	1	21	52	10	6	2	1	0	0	0	0	0	0	0	0	0	0	0	93	32.5	25 to 35	89.2	19	20.4
24 Hr Summary		155	974	3828	3665	406	44	4	3	2	1	0	0	0	0	0	0	0	0	0	9082	28.8	20 to 30	93.2	460	5.1

Incoming Direction Histogram

Norwich Road

from Thu-Nov-16-2017-01-00-PM to Thu-Dec-14-2017-12-59-PM

Date	Starting Hr:min	<15	15 to <20	20 to <25	25 to <30	30 to <35	35 to <40	40 to <45	45 to <50	50 to <55	55 to <60	60 to <65	65 to <70	70 to <75	75 to <80	80 to <85	85 to <90	90 to <95	95 to <100	100 to >105	Total Counts	85pct Speed	10mph Pace	% in pace	# of Speeders	% Speeders
18/11/2017	00:00	0	0	9	35	17	5	1	1	0	0	0	0	0	0	0	0	0	0	0	68	34.1	25 to 35	89.7	24	35.3
18/11/2017	01:00	0	1	5	18	4	0	1	1	0	0	0	0	0	0	0	0	0	0	0	30	32.5	25 to 35	90.0	6	20.0
18/11/2017	02:00	0	1	5	14	4	0	0	0	0	0	0	0	0	0	0	0	0	0	0	24	30	25 to 35	95.8	4	16.7
18/11/2017	03:00	0	0	1	9	5	1	1	0	0	0	0	0	0	0	0	0	0	0	0	17	34	25 to 35	88.2	7	41.2
18/11/2017	04:00	0	0	3	11	3	3	1	0	0	0	0	0	0	0	0	0	0	0	0	21	36.7	25 to 35	81.0	7	33.3
18/11/2017	05:00	0	0	9	21	13	2	0	0	0	0	0	0	0	0	0	0	0	0	0	45	33.1	25 to 35	95.6	15	33.3
18/11/2017	06:00	1	2	34	89	15	1	0	0	0	0	0	0	0	0	0	0	0	0	0	142	29.7	25 to 35	97.2	16	11.3
18/11/2017	07:00	0	7	75	171	49	4	0	0	0	0	0	0	0	0	0	0	0	0	0	306	30.7	25 to 35	96.4	53	17.3
18/11/2017	08:00	6	36	176	330	30	3	0	0	0	0	0	0	0	0	0	0	0	0	0	581	29.2	20 to 30	93.3	33	5.7
18/11/2017	09:00	4	63	311	270	20	2	1	0	0	0	0	0	0	0	0	0	0	0	0	671	28.6	20 to 30	96.0	23	3.4
18/11/2017	10:00	13	72	303	290	18	0	0	0	0	0	0	0	0	0	0	0	0	0	0	696	28.5	20 to 30	95.5	18	2.6
18/11/2017	11:00	14	55	264	278	27	3	1	0	0	0	0	0	0	0	0	0	0	0	0	642	28.8	20 to 30	93.0	31	4.8
18/11/2017	12:00	7	48	203	300	39	3	0	0	1	0	0	0	0	0	0	0	0	0	0	601	29.2	20 to 30	91.7	43	7.2
18/11/2017	13:00	1	39	226	321	43	2	3	0	0	0	0	0	0	0	0	0	0	0	0	635	29.3	25 to 35	92.9	48	7.6
18/11/2017	14:00	7	37	191	300	24	3	0	0	0	0	0	0	0	0	0	0	0	0	0	562	29	20 to 30	94.0	27	4.8
18/11/2017	15:00	1	15	133	247	17	1	1	0	0	0	0	0	0	0	0	0	0	0	0	415	29.1	25 to 35	95.7	19	4.6
18/11/2017	16:00	1	33	171	201	24	1	0	0	0	0	0	0	0	0	0	0	0	0	0	431	29	20 to 30	94.0	25	5.8
18/11/2017	17:00	0	19	104	171	28	3	0	0	0	0	0	0	0	0	0	0	0	0	0	325	29.5	25 to 35	93.2	31	9.5
18/11/2017	18:00	1	21	140	163	25	1	0	0	0	0	0	0	0	0	0	0	0	0	0	351	29.2	25 to 35	93.4	26	7.4
18/11/2017	19:00	1	10	83	151	16	3	0	0	0	0	0	0	0	0	0	0	0	0	0	264	29.3	25 to 35	94.7	19	7.2
18/11/2017	20:00	0	2	36	95	23	6	1	0	0	0	0	0	0	0	0	0	0	0	0	163	31.3	25 to 35	94.5	30	18.4
18/11/2017	21:00	0	3	32	76	14	4	1	0	0	0	0	0	0	0	0	0	0	0	0	130	29.9	25 to 35	93.8	19	14.6
18/11/2017	22:00	0	2	42	71	17	4	1	0	0	0	0	0	0	0	0	0	0	0	0	137	30.3	25 to 35	94.9	22	16.1
18/11/2017	23:00	0	1	21	60	21	3	1	0	0	0	0	0	0	0	0	0	0	0	0	107	32.1	25 to 35	95.3	25	23.4
24 Hr Summary		57	467	2577	3692	496	58	14	2	1	0	0	0	0	0	0	0	0	0	0	7364	29.3	25 to 35	91.9	571	7.8

Incoming Direction Histogram

Norwich Road

from Thu-Nov-16-2017-01-00-PM to Thu-Dec-14-2017-12-59-PM

Date	Starting Hr:min	<15	15 to <20	20 to <25	25 to <30	30 to <35	35 to <40	40 to <45	45 to <50	50 to <55	55 to <60	60 to <65	65 to <70	70 to <75	75 to <80	80 to <85	85 to <90	90 to <95	95 to <100	100 to >105	Total Counts	85pct Speed	10mph Pace	% in pace	# of Speeders	% Speeders
19/11/2017	00:00	0	0	11	31	8	3	2	0	0	0	0	0	0	0	0	0	0	0	0	55	33.1	25 to 35	90.9	13	23.6
19/11/2017	01:00	0	0	6	14	5	4	1	1	0	0	0	0	0	0	0	0	0	0	0	31	36.2	25 to 35	80.6	11	35.5
19/11/2017	02:00	1	0	4	9	7	6	2	0	0	0	0	0	0	0	0	0	0	0	0	29	38.3	30 to 40	75.9	15	51.7
19/11/2017	03:00	0	1	0	5	5	3	1	0	0	0	0	0	0	0	0	0	0	0	0	15	38.3	30 to 40	86.7	9	60.0
19/11/2017	04:00	0	0	1	3	2	1	0	0	0	0	0	0	0	0	0	0	0	0	0	7	35	25 to 35	85.7	3	42.9
19/11/2017	05:00	0	0	4	23	5	1	0	0	0	0	0	0	0	0	0	0	0	0	0	33	31	25 to 35	97.0	6	18.2
19/11/2017	06:00	0	0	18	36	22	1	0	0	0	0	0	0	0	0	0	0	0	0	0	77	32.5	25 to 35	98.7	23	29.9
19/11/2017	07:00	0	3	29	94	23	2	1	1	0	0	0	0	0	0	0	0	0	0	0	153	30.9	25 to 35	95.4	27	17.6
19/11/2017	08:00	0	7	33	137	45	7	0	0	0	0	0	0	0	0	0	0	0	0	0	229	32	25 to 35	93.9	52	22.7
19/11/2017	09:00	6	59	200	287	30	1	0	0	0	0	0	0	0	0	0	0	0	0	0	583	29	20 to 30	93.7	31	5.3
19/11/2017	10:00	11	73	271	327	27	3	0	0	0	0	0	0	0	0	0	0	0	0	0	712	28.8	20 to 30	94.2	30	4.2
19/11/2017	11:00	14	80	210	264	25	1	0	0	0	0	0	0	0	0	0	0	0	0	0	594	28.8	20 to 30	93.3	26	4.4
19/11/2017	12:00	1	48	239	288	30	2	0	0	0	0	0	0	0	0	0	0	0	0	0	608	29	20 to 30	94.6	32	5.3
19/11/2017	13:00	3	27	158	270	40	1	0	0	0	0	0	0	0	0	0	0	0	0	0	499	29.4	25 to 35	93.8	41	8.2
19/11/2017	14:00	2	22	165	201	28	1	1	0	0	0	0	0	0	0	0	0	0	0	0	420	29.2	25 to 35	93.8	30	7.1
19/11/2017	15:00	2	16	121	235	40	4	2	0	0	0	0	0	0	0	0	0	0	0	0	420	29.6	25 to 35	94.3	46	11.0
19/11/2017	16:00	0	20	138	163	19	4	1	0	0	0	0	0	0	0	0	0	0	0	0	345	29.1	20 to 30	93.0	24	7.0
19/11/2017	17:00	0	16	146	160	23	0	0	0	0	1	0	0	0	0	0	0	0	0	0	346	29.1	25 to 35	95.1	24	6.9
19/11/2017	18:00	0	4	77	137	23	7	1	0	0	1	0	0	0	0	0	0	0	0	0	250	29.8	25 to 35	94.8	32	12.8
19/11/2017	19:00	0	6	51	133	20	1	0	0	0	0	0	0	0	0	0	0	0	0	0	211	29.6	25 to 35	96.7	21	10.0
19/11/2017	20:00	0	1	31	91	13	2	1	0	0	0	0	0	0	0	0	0	0	0	0	139	29.7	25 to 35	97.1	16	11.5
19/11/2017	21:00	0	2	24	56	9	4	1	0	0	0	0	0	0	0	0	0	0	0	0	96	30	25 to 35	92.7	14	14.6
19/11/2017	22:00	0	1	18	44	9	4	0	0	0	0	0	0	0	0	0	0	0	0	0	76	31.1	25 to 35	93.4	13	17.1
19/11/2017	23:00	0	1	7	16	6	1	0	0	0	0	0	0	0	0	0	0	0	0	0	31	31.7	25 to 35	93.5	7	22.6
24 Hr Summary		40	387	1962	3024	464	64	14	2	0	2	0	0	0	0	0	0	0	0	0	5959	29.4	25 to 35	91.5	546	9.2

Incoming Direction Histogram

Norwich Road

from Thu-Nov-16-2017-01-00-PM to Thu-Dec-14-2017-12-59-PM

Date	Starting Hr:min	<15	15 to <20	20 to <25	25 to <30	30 to <35	35 to <40	40 to <45	45 to <50	50 to <55	55 to <60	60 to <65	65 to <70	70 to <75	75 to <80	80 to <85	85 to <90	90 to <95	95 to <100	100 to >105	Total Counts	85pct Speed	10mph Pace	% in pace	# of Speeders	% Speeders
20/11/2017	00:00	0	0	1	7	0	0	1	1	0	0	0	0	0	0	0	0	0	0	0	10	30	20 to 30	80.0	2	20.0
20/11/2017	01:00	1	0	3	10	0	0	0	0	0	0	0	0	0	0	0	0	0	0	0	14	29	20 to 30	92.9	*	*
20/11/2017	02:00	0	0	2	1	1	0	0	0	0	0	0	0	0	0	0	0	0	0	0	4	30	25 to 35	100.0	1	25.0
20/11/2017	03:00	0	0	6	10	6	1	0	0	0	0	0	0	0	0	0	0	0	0	0	23	33.3	25 to 35	95.7	7	30.4
20/11/2017	04:00	64	1	5	8	5	0	0	0	0	0	0	0	0	0	0	0	0	0	0	83	25.6	10 to 20	78.3	5	6.0
20/11/2017	05:00	16	3	17	66	21	3	4	0	0	0	0	0	0	0	0	0	0	0	0	130	31.9	25 to 35	80.0	28	21.5
20/11/2017	06:00	1	12	97	201	37	3	0	0	0	0	0	0	0	0	0	0	0	0	0	351	29.7	25 to 35	95.4	40	11.4
20/11/2017	07:00	17	145	436	223	13	1	0	0	0	0	0	0	0	0	0	0	0	0	0	835	27.5	20 to 30	96.3	14	1.7
20/11/2017	08:00	26	195	367	170	11	0	0	0	0	0	0	0	0	0	0	0	0	0	0	769	26.9	20 to 30	95.2	11	1.4
20/11/2017	09:00	3	58	281	325	26	2	0	0	0	0	0	0	0	0	0	0	0	0	0	695	28.8	20 to 30	95.5	28	4.0
20/11/2017	10:00	3	49	277	253	25	0	1	0	0	0	0	0	0	0	0	0	0	0	0	608	28.7	20 to 30	95.2	26	4.3
20/11/2017	11:00	7	41	212	247	21	1	0	0	0	0	0	0	0	0	0	0	0	0	0	529	28.8	20 to 30	94.5	22	4.2
20/11/2017	12:00	36	40	153	213	22	0	0	0	0	0	0	0	0	0	0	0	0	0	0	464	28.9	20 to 30	87.5	22	4.7
20/11/2017	13:00	11	55	188	198	23	3	0	0	1	0	0	0	0	0	0	0	0	0	0	479	28.9	20 to 30	92.1	27	5.6
20/11/2017	14:00	13	102	217	148	21	1	0	0	0	0	0	0	0	0	0	0	0	0	0	502	28.2	20 to 30	93.0	22	4.4
20/11/2017	15:00	16	95	224	134	7	1	0	0	0	0	0	0	0	0	0	0	0	0	0	477	27.6	20 to 30	95.0	8	1.7
20/11/2017	16:00	28	136	248	124	9	0	0	0	0	0	0	0	0	0	0	0	0	0	0	545	27.1	20 to 30	93.2	9	1.7
20/11/2017	17:00	3	69	212	188	16	2	0	0	0	0	0	0	0	0	0	0	0	0	0	490	28.5	20 to 30	95.7	18	3.7
20/11/2017	18:00	3	40	187	166	11	3	1	0	0	0	0	0	0	0	0	0	0	0	0	411	28.6	20 to 30	95.6	15	3.6
20/11/2017	19:00	1	20	93	148	12	1	1	0	0	0	0	0	0	0	0	0	0	0	0	276	29.1	20 to 30	94.6	14	5.1
20/11/2017	20:00	0	5	47	91	12	4	1	0	0	0	0	0	0	0	0	0	0	0	0	160	29.6	25 to 35	93.8	17	10.6
20/11/2017	21:00	3	15	22	52	11	3	0	0	0	0	0	0	0	0	0	0	0	0	0	106	29.8	20 to 30	84.0	14	13.2
20/11/2017	22:00	0	1	11	29	13	1	0	0	0	0	0	0	0	0	0	0	0	0	0	55	32.3	25 to 35	96.4	14	25.5
20/11/2017	23:00	0	0	2	14	8	2	0	0	0	0	0	0	0	0	0	0	0	0	0	26	33.8	25 to 35	92.3	10	38.5
24 Hr Summary		252	1082	3308	3026	331	32	9	1	1	0	0	0	0	0	0	0	0	0	0	8042	28.6	20 to 30	92.2	374	4.7

Incoming Direction Histogram

Norwich Road

from Thu-Nov-16-2017-01-00-PM to Thu-Dec-14-2017-12-59-PM

Date	Starting Hr:min	<15	15 to <20	20 to <25	25 to <30	30 to <35	35 to <40	40 to <45	45 to <50	50 to <55	55 to <60	60 to <65	65 to <70	70 to <75	75 to <80	80 to <85	85 to <90	90 to <95	95 to <100	100 to >105	Total Counts	85pct Speed	10mph Pace	% in pace	# of Speeders	% Speeders
21/11/2017	00:00	0	0	4	11	2	1	0	0	0	0	0	1	0	0	0	0	0	0	0	19	32.5	25 to 35	89.5	4	21.1
21/11/2017	01:00	0	0	3	5	2	2	0	0	0	0	0	0	0	0	0	0	0	0	0	12	35	25 to 35	83.3	4	33.3
21/11/2017	02:00	0	1	2	10	3	1	0	0	0	0	0	0	0	0	0	0	0	0	0	17	31.7	25 to 35	88.2	4	23.5
21/11/2017	03:00	0	0	1	5	1	2	0	0	0	0	0	0	0	0	0	0	0	0	0	9	37.5	30 to 40	88.9	3	33.3
21/11/2017	04:00	2	2	7	10	4	1	0	0	0	0	0	0	0	0	0	0	0	0	0	26	31.2	25 to 35	80.8	5	19.2
21/11/2017	05:00	0	2	16	56	18	5	0	0	0	0	0	0	0	0	0	0	0	0	0	97	32.2	25 to 35	92.8	23	23.7
21/11/2017	06:00	1	9	103	210	31	3	0	0	0	0	0	0	0	0	0	0	0	0	0	357	29.5	25 to 35	96.4	34	9.5
21/11/2017	07:00	17	197	444	198	7	1	0	0	0	0	0	0	0	0	0	0	0	0	0	864	26.9	20 to 30	97.1	8	0.9
21/11/2017	08:00	31	152	325	240	23	1	0	0	0	0	0	0	0	0	0	0	0	0	0	772	28.1	20 to 30	92.9	24	3.1
21/11/2017	09:00	8	62	285	267	27	0	1	0	0	0	0	0	0	0	0	0	0	0	0	650	28.7	20 to 30	94.5	28	4.3
21/11/2017	10:00	5	53	239	260	24	2	1	0	0	0	0	0	0	0	0	0	0	0	0	584	28.8	20 to 30	94.5	27	4.6
21/11/2017	11:00	11	41	195	241	34	2	1	0	0	0	0	0	0	0	0	0	0	0	0	525	29.1	20 to 30	90.9	37	7.0
21/11/2017	12:00	1	21	157	228	30	3	0	0	0	0	0	0	0	0	0	0	0	0	0	440	29.3	25 to 35	94.3	33	7.5
21/11/2017	13:00	2	22	198	232	26	1	1	0	0	0	0	0	0	0	0	0	0	0	0	482	29.1	25 to 35	94.6	28	5.8
21/11/2017	14:00	14	73	206	143	10	3	1	0	0	0	0	0	0	0	0	0	0	0	0	450	28.1	20 to 30	93.8	14	3.1
21/11/2017	15:00	23	122	204	152	12	2	0	0	0	0	0	0	0	0	0	0	0	0	0	515	27.9	20 to 30	92.8	14	2.7
21/11/2017	16:00	14	82	216	154	12	3	0	0	0	0	0	0	0	0	0	0	0	0	0	481	28.1	20 to 30	94.0	15	3.1
21/11/2017	17:00	8	62	217	172	12	0	0	0	0	0	0	0	0	0	0	0	0	0	0	471	28.3	20 to 30	95.8	12	2.5
21/11/2017	18:00	4	55	161	205	23	1	0	0	0	0	0	0	0	0	0	0	0	0	0	449	29	20 to 30	93.8	24	5.3
21/11/2017	19:00	2	20	91	138	20	2	0	0	0	0	0	0	0	0	0	0	0	0	0	273	29.3	20 to 30	91.2	22	8.1
21/11/2017	20:00	2	12	42	95	18	4	1	0	0	0	0	0	0	0	0	0	0	0	0	174	29.8	25 to 35	89.1	23	13.2
21/11/2017	21:00	0	5	27	62	15	3	0	0	0	0	0	0	0	0	0	0	0	0	0	112	30.3	25 to 35	92.9	18	16.1
21/11/2017	22:00	0	2	14	48	8	1	0	0	0	0	0	0	0	0	0	0	0	0	0	73	29.8	25 to 35	95.9	9	12.3
21/11/2017	23:00	0	0	11	19	3	3	0	0	0	0	0	0	0	0	0	0	0	0	0	36	31.7	25 to 35	91.7	6	16.7
24 Hr Summary		145	995	3168	3161	365	47	6	0	0	0	0	1	0	0	0	0	0	0	0	7888	28.8	20 to 30	92.8	419	5.3

Incoming Direction Histogram

Norwich Road

from Thu-Nov-16-2017-01-00-PM to Thu-Dec-14-2017-12-59-PM

Date	Starting Hr:min	<15	15 to <20	20 to <25	25 to <30	30 to <35	35 to <40	40 to <45	45 to <50	50 to <55	55 to <60	60 to <65	65 to <70	70 to <75	75 to <80	80 to <85	85 to <90	90 to <95	95 to <100	100 to >105	Total Counts	85pct Speed	10mph Pace	% in pace	# of Speeders	% Speeders
22/11/2017	00:00	0	2	4	10	6	1	1	0	1	0	0	0	0	0	0	0	0	0	0	25	34.2	25 to 35	80.0	9	36.0
22/11/2017	01:00	0	0	4	6	2	1	0	0	0	0	0	0	0	0	0	0	0	0	0	13	32.5	25 to 35	92.3	3	23.1
22/11/2017	02:00	0	0	3	6	4	1	1	0	0	0	0	0	0	0	0	0	0	0	0	15	35	25 to 35	86.7	6	40.0
22/11/2017	03:00	0	0	5	7	2	0	0	0	0	0	0	0	0	0	0	0	0	0	0	14	30	25 to 35	100.0	2	14.3
22/11/2017	04:00	0	1	8	19	6	2	0	0	0	0	0	0	0	0	0	0	0	0	0	36	32.5	25 to 35	91.7	8	22.2
22/11/2017	05:00	0	3	28	67	13	1	1	0	0	0	0	0	0	0	0	0	0	0	0	113	29.9	25 to 35	95.6	15	13.3
22/11/2017	06:00	2	10	91	214	35	5	0	0	0	0	0	0	0	0	0	0	0	0	0	357	29.7	25 to 35	95.2	40	11.2
22/11/2017	07:00	14	193	480	183	14	1	0	0	0	0	0	0	0	0	0	0	0	0	0	885	26.8	20 to 30	96.7	15	1.7
22/11/2017	08:00	27	113	282	277	34	0	0	0	0	0	0	0	0	0	0	0	0	0	0	733	28.6	20 to 30	91.7	34	4.6
22/11/2017	09:00	0	37	277	343	27	1	0	0	0	0	0	0	0	0	0	0	0	0	0	685	28.9	20 to 30	95.9	28	4.1
22/11/2017	10:00	2	18	187	277	27	0	0	0	0	0	0	0	0	0	0	0	0	0	0	511	29.1	25 to 35	96.1	27	5.3
22/11/2017	11:00	15	65	175	232	29	4	0	0	0	0	0	0	0	0	0	0	0	0	0	520	29	20 to 30	90.8	33	6.3
22/11/2017	12:00	1	20	159	229	40	2	0	0	0	0	0	0	0	0	0	0	0	0	0	451	29.4	25 to 35	94.9	42	9.3
22/11/2017	13:00	3	46	153	220	19	1	1	0	0	0	0	0	0	0	0	0	0	0	0	443	29	20 to 30	94.6	21	4.7
22/11/2017	14:00	11	49	170	203	24	1	0	0	0	0	0	0	0	0	0	0	0	0	0	458	28.9	20 to 30	92.1	25	5.5
22/11/2017	15:00	24	101	163	203	25	2	0	0	0	0	0	0	0	0	0	0	0	0	0	518	28.7	20 to 30	90.2	27	5.2
22/11/2017	16:00	22	132	220	137	16	1	1	0	0	0	0	0	0	0	0	0	0	0	0	529	27.8	20 to 30	92.4	18	3.4
22/11/2017	17:00	4	61	199	207	20	1	0	0	0	0	0	0	0	0	0	0	0	0	0	492	28.7	20 to 30	94.9	21	4.3
22/11/2017	18:00	2	22	171	181	20	2	0	0	0	0	0	0	0	0	0	0	0	0	0	398	29	20 to 30	94.0	22	5.5
22/11/2017	19:00	1	12	63	167	25	1	1	0	0	0	0	0	0	0	0	0	0	0	0	270	29.6	25 to 35	94.4	27	10.0
22/11/2017	20:00	1	10	48	91	15	3	0	0	0	0	0	0	0	0	0	0	0	0	0	168	29.6	25 to 35	91.7	18	10.7
22/11/2017	21:00	0	6	29	76	10	2	0	0	0	0	0	0	0	0	0	0	0	0	0	123	29.6	25 to 35	93.5	12	9.8
22/11/2017	22:00	0	6	9	57	13	2	1	0	0	0	0	0	0	0	0	0	0	0	0	88	31.2	25 to 35	89.8	16	18.2
22/11/2017	23:00	0	0	8	19	8	1	0	0	0	0	0	0	0	0	0	0	0	0	0	36	32.5	25 to 35	97.2	9	25.0
24 Hr Summary		129	907	2936	3431	434	36	7	0	1	0	0	0	0	0	0	0	0	0	0	7881	29	20 to 30	92.3	478	6.1

Incoming Direction Histogram

Norwich Road

from Thu-Nov-16-2017-01-00-PM to Thu-Dec-14-2017-12-59-PM

Date	Starting Hr:min	<15	15 to <20	20 to <25	25 to <30	30 to <35	35 to <40	40 to <45	45 to <50	50 to <55	55 to <60	60 to <65	65 to <70	70 to <75	75 to <80	80 to <85	85 to <90	90 to <95	95 to <100	100 to >105	Total Counts	85pct Speed	10mph Pace	% in pace	# of Speeders	% Speeders
23/11/2017	00:00	0	1	2	9	3	2	0	0	0	1	0	0	0	0	0	0	0	0	0	18	35	25 to 35	77.8	6	33.3
23/11/2017	01:00	0	0	4	8	4	1	0	0	0	0	0	0	0	0	0	0	0	0	0	17	32.5	25 to 35	94.1	5	29.4
23/11/2017	02:00	0	0	6	11	8	0	0	0	0	0	0	0	0	0	0	0	0	0	0	25	32.5	25 to 35	100.0	8	32.0
23/11/2017	03:00	0	0	3	8	1	0	0	0	0	0	0	0	0	0	0	0	0	0	0	12	29.4	25 to 35	100.0	1	8.3
23/11/2017	04:00	0	0	6	16	6	1	0	0	0	0	0	0	0	0	0	0	0	0	0	29	32.5	25 to 35	96.6	7	24.1
23/11/2017	05:00	0	2	26	52	19	2	0	0	0	0	0	0	0	0	0	0	0	0	0	101	31.6	25 to 35	96.0	21	20.8
23/11/2017	06:00	1	11	104	215	31	2	0	0	0	0	0	0	0	0	0	0	0	0	0	364	29.5	25 to 35	96.2	33	9.1
23/11/2017	07:00	13	117	475	180	17	2	0	0	0	0	0	0	0	0	0	0	0	0	0	804	27.2	20 to 30	96.0	19	2.4
23/11/2017	08:00	24	141	300	267	29	3	0	0	0	0	0	0	0	0	0	0	0	0	0	764	28.4	20 to 30	92.7	32	4.2
23/11/2017	09:00	2	50	325	327	33	2	0	0	0	0	0	0	0	0	0	0	0	0	0	739	28.8	20 to 30	95.0	35	4.7
23/11/2017	10:00	1	29	209	282	26	0	0	0	0	0	0	0	0	0	0	0	0	0	0	547	29	20 to 30	95.1	26	4.8
23/11/2017	11:00	2	36	137	146	15	0	0	0	0	0	0	0	0	0	0	0	0	0	0	336	28.8	20 to 30	94.9	15	4.5
23/11/2017	12:00	8	33	145	170	25	1	0	0	0	0	0	0	0	0	0	0	0	0	0	382	29.1	20 to 30	91.1	26	6.8
23/11/2017	13:00	6	40	166	254	24	4	0	0	0	0	0	0	0	0	0	0	0	0	0	494	29.1	20 to 30	93.1	28	5.7
23/11/2017	14:00	6	72	196	171	11	2	1	0	0	0	0	0	0	0	0	0	0	0	0	459	28.4	20 to 30	95.6	14	3.1
23/11/2017	15:00	21	130	205	163	23	4	0	0	0	0	0	0	0	0	0	0	0	0	0	546	28.3	20 to 30	91.2	27	4.9
23/11/2017	16:00	10	72	278	203	17	2	0	0	0	0	0	0	0	0	0	0	0	0	0	582	28.3	20 to 30	95.0	19	3.3
23/11/2017	17:00	3	61	222	174	18	1	0	0	0	0	0	0	0	0	0	0	0	0	0	479	28.5	20 to 30	95.4	19	4.0
23/11/2017	18:00	4	45	171	176	22	5	0	1	0	0	0	0	0	0	0	0	0	0	0	424	29	20 to 30	92.5	28	6.6
23/11/2017	19:00	0	23	81	126	26	3	0	0	0	0	0	0	0	0	0	0	0	0	0	259	29.6	25 to 35	90.0	29	11.2
23/11/2017	20:00	0	14	39	75	10	5	0	0	1	0	0	0	0	0	0	0	0	0	0	144	29.6	20 to 30	88.9	16	11.1
23/11/2017	21:00	0	7	46	90	13	1	0	0	0	0	0	0	0	0	0	0	0	0	0	157	29.4	25 to 35	94.9	14	8.9
23/11/2017	22:00	0	0	26	50	15	2	1	0	0	0	0	0	0	0	0	0	0	0	0	94	31.3	25 to 35	96.8	18	19.1
23/11/2017	23:00	0	0	4	28	3	1	1	0	0	0	0	0	0	0	0	0	0	0	0	37	29.8	25 to 35	94.6	5	13.5
24 Hr Summary		101	884	3176	3201	399	46	3	1	1	1	0	0	0	0	0	0	0	0	0	7813	28.9	20 to 30	92.9	451	5.8

Incoming Direction Histogram

Norwich Road

from Thu-Nov-16-2017-01-00-PM to Thu-Dec-14-2017-12-59-PM

Date	Starting Hr:min	<15	15 to <20	20 to <25	25 to <30	30 to <35	35 to <40	40 to <45	45 to <50	50 to <55	55 to <60	60 to <65	65 to <70	70 to <75	75 to <80	80 to <85	85 to <90	90 to <95	95 to <100	100 to >105	Total Counts	85pct Speed	10mph Pace	% in pace	# of Speeders	% Speeders
24/11/2017	00:00	0	0	5	14	5	3	1	0	0	0	0	0	0	0	0	0	0	0	0	28	35	25 to 35	85.7	9	32.1
24/11/2017	01:00	0	1	3	8	5	2	1	1	0	0	0	0	0	0	0	0	0	0	0	21	37.5	25 to 35	76.2	9	42.9
24/11/2017	02:00	0	0	3	4	2	1	0	0	0	0	0	0	0	0	0	0	0	0	0	10	32.5	25 to 35	90.0	3	30.0
24/11/2017	03:00	0	0	2	6	2	0	1	0	0	0	0	0	0	0	0	0	0	0	0	11	32.5	25 to 35	90.9	3	27.3
24/11/2017	04:00	0	2	10	14	10	4	0	0	0	0	1	0	0	0	0	0	0	0	0	41	34.5	25 to 35	82.9	15	36.6
24/11/2017	05:00	0	1	14	52	17	3	1	1	0	0	0	0	0	0	0	0	0	0	0	89	32.6	25 to 35	93.3	22	24.7
24/11/2017	06:00	4	22	100	185	32	8	1	0	0	0	0	0	0	0	0	0	0	0	0	352	29.7	25 to 35	90.1	41	11.6
24/11/2017	07:00	10	114	407	260	12	1	0	0	0	0	0	0	0	0	0	0	0	0	0	804	27.9	20 to 30	97.1	13	1.6
24/11/2017	08:00	22	170	278	257	36	2	0	0	0	0	0	0	0	0	0	0	0	0	0	765	28.5	20 to 30	92.2	38	5.0
24/11/2017	09:00	4	63	263	339	17	0	0	0	0	0	0	0	0	0	0	0	0	0	0	686	28.7	20 to 30	96.9	17	2.5
24/11/2017	10:00	2	25	225	293	39	0	0	0	0	0	0	0	0	0	0	0	0	0	0	584	29.2	25 to 35	95.4	39	6.7
24/11/2017	11:00	5	21	215	287	32	3	0	0	0	0	0	0	0	0	0	0	0	0	0	563	29.1	25 to 35	94.8	35	6.2
24/11/2017	12:00	4	25	186	259	28	2	0	0	0	0	0	0	0	0	0	0	0	0	0	504	29.1	25 to 35	93.8	30	6.0
24/11/2017	13:00	10	46	155	223	28	4	0	1	0	0	0	0	0	0	0	0	0	0	0	467	29.2	20 to 30	90.8	33	7.1
24/11/2017	14:00	4	41	228	194	20	3	0	0	0	0	0	0	0	0	0	0	0	0	0	490	28.7	20 to 30	94.5	23	4.7
24/11/2017	15:00	20	91	217	222	22	3	0	0	0	0	0	0	0	0	0	0	0	0	0	575	28.6	20 to 30	92.2	25	4.3
24/11/2017	16:00	4	60	242	162	11	2	0	0	0	0	0	0	0	0	0	0	0	0	0	481	28.2	20 to 30	96.5	13	2.7
24/11/2017	17:00	2	51	203	199	15	1	0	0	0	0	0	0	0	0	0	0	0	0	0	471	28.6	20 to 30	96.2	16	3.4
24/11/2017	18:00	4	35	177	207	31	3	0	0	0	0	0	0	0	0	0	0	0	0	0	457	29.2	20 to 30	91.7	34	7.4
24/11/2017	19:00	3	12	101	162	18	4	0	0	0	0	0	0	0	0	0	0	0	0	0	300	29.3	25 to 35	93.7	22	7.3
24/11/2017	20:00	0	2	35	104	26	4	2	0	0	0	0	0	0	0	0	0	0	0	0	173	31.2	25 to 35	95.4	32	18.5
24/11/2017	21:00	1	7	35	79	28	4	0	0	0	0	0	0	0	0	0	0	0	0	0	154	31.6	25 to 35	92.2	32	20.8
24/11/2017	22:00	0	2	30	79	13	1	0	0	0	0	0	0	0	0	0	0	0	0	0	125	29.7	25 to 35	97.6	14	11.2
24/11/2017	23:00	0	2	14	43	10	2	0	0	0	0	0	0	0	0	0	0	0	0	0	71	30.5	25 to 35	94.4	12	16.9
24 Hr Summary		99	793	3148	3652	459	60	7	3	0	0	1	0	0	0	0	0	0	0	0	8222	29	20 to 30	92.3	530	6.4

Incoming Direction Histogram

Norwich Road

from Thu-Nov-16-2017-01-00-PM to Thu-Dec-14-2017-12-59-PM

Date	Starting Hr:min	<15	15 to <20	20 to <25	25 to <30	30 to <35	35 to <40	40 to <45	45 to <50	50 to <55	55 to <60	60 to <65	65 to <70	70 to <75	75 to <80	80 to <85	85 to <90	90 to <95	95 to <100	100 to >105	Total Counts	85pct Speed	10mph Pace	% in pace	# of Speeders	% Speeders
25/11/2017	00:00	1	3	13	37	17	2	2	0	0	1	0	0	0	0	0	0	0	0	0	76	33.2	25 to 35	88.2	22	28.9
25/11/2017	01:00	0	0	5	20	3	2	1	0	0	0	0	0	0	0	0	0	0	0	0	31	31.7	25 to 35	90.3	6	19.4
25/11/2017	02:00	0	1	5	18	9	2	0	0	0	0	0	0	0	0	0	0	0	0	0	35	33.3	25 to 35	91.4	11	31.4
25/11/2017	03:00	0	0	3	15	4	2	1	0	0	0	0	0	0	0	0	0	0	0	0	25	33.8	25 to 35	88.0	7	28.0
25/11/2017	04:00	2	2	6	15	7	2	2	0	0	0	0	0	0	0	0	0	0	0	0	36	34.3	25 to 35	77.8	11	30.6
25/11/2017	05:00	0	5	8	26	6	1	1	0	0	0	0	0	0	0	0	0	0	0	0	47	30.8	25 to 35	85.1	8	17.0
25/11/2017	06:00	0	0	37	92	23	2	0	1	1	0	0	0	0	0	0	0	0	0	0	156	30.9	25 to 35	97.4	27	17.3
25/11/2017	07:00	0	7	77	172	35	1	0	0	0	0	0	0	0	0	0	0	0	0	0	292	29.8	25 to 35	97.3	36	12.3
25/11/2017	08:00	2	20	129	312	44	1	0	0	0	0	0	0	0	0	0	0	0	0	0	508	29.5	25 to 35	95.5	45	8.9
25/11/2017	09:00	2	47	212	316	53	4	1	0	0	0	0	0	0	0	0	0	0	0	0	635	29.4	25 to 35	91.5	58	9.1
25/11/2017	10:00	3	56	260	284	32	0	0	0	0	0	0	0	0	0	0	0	0	0	0	635	28.9	20 to 30	94.5	32	5.0
25/11/2017	11:00	9	48	259	318	34	2	0	0	0	0	0	0	0	0	0	0	0	0	0	670	29	20 to 30	93.3	36	5.4
25/11/2017	12:00	5	41	232	290	43	0	0	0	0	0	0	0	0	0	0	0	0	0	0	611	29.2	25 to 35	92.5	43	7.0
25/11/2017	13:00	2	23	240	340	47	2	0	0	0	0	0	0	0	0	0	0	0	0	0	654	29.3	25 to 35	95.9	49	7.5
25/11/2017	14:00	9	29	149	253	34	2	0	0	0	0	0	0	0	0	0	0	0	0	0	476	29.3	25 to 35	91.6	36	7.6
25/11/2017	15:00	0	18	173	211	33	3	0	0	0	0	0	0	0	0	0	0	0	0	0	438	29.3	25 to 35	95.2	36	8.2
25/11/2017	16:00	5	26	148	216	22	0	0	0	0	0	0	0	0	0	0	0	0	0	0	417	29.1	20 to 30	93.5	22	5.3
25/11/2017	17:00	1	11	108	172	26	2	0	0	0	0	0	0	0	0	0	0	0	0	0	320	29.4	25 to 35	95.6	28	8.8
25/11/2017	18:00	3	21	142	167	17	0	0	0	0	0	0	0	0	0	0	0	0	0	0	350	29	20 to 30	94.3	17	4.9
25/11/2017	19:00	0	6	75	145	23	2	0	0	0	0	0	0	0	0	0	0	0	0	0	251	29.6	25 to 35	96.8	25	10.0
25/11/2017	20:00	0	3	45	83	27	6	2	0	0	0	2	0	0	0	0	0	0	0	0	168	32.2	25 to 35	92.3	37	22.0
25/11/2017	21:00	1	2	32	94	20	5	2	0	0	0	0	0	0	0	0	0	0	0	0	156	31	25 to 35	93.6	27	17.3
25/11/2017	22:00	0	2	29	79	20	2	0	0	0	0	0	0	0	0	0	0	0	0	0	132	30.5	25 to 35	97.0	22	16.7
25/11/2017	23:00	0	1	20	56	21	4	0	0	0	0	0	0	0	0	0	0	0	0	0	102	32.4	25 to 35	95.1	25	24.5
24 Hr Summary		45	372	2407	3731	600	49	12	1	1	1	2	0	0	0	0	0	0	0	0	7221	29.4	25 to 35	93.3	666	9.2

Incoming Direction Histogram

Norwich Road

from Thu-Nov-16-2017-01-00-PM to Thu-Dec-14-2017-12-59-PM

Date	Starting Hr:min	<15	15 to <20	20 to <25	25 to <30	30 to <35	35 to <40	40 to <45	45 to <50	50 to <55	55 to <60	60 to <65	65 to <70	70 to <75	75 to <80	80 to <85	85 to <90	90 to <95	95 to <100	100 to >105	Total Counts	85pct Speed	10mph Pace	% in pace	# of Speeders	% Speeders
26/11/2017	00:00	0	2	7	23	13	2	2	1	0	0	0	0	0	0	0	0	0	0	0	50	33.8	25 to 35	86.0	18	36.0
26/11/2017	01:00	0	0	5	21	10	3	0	1	0	0	0	0	0	0	0	0	0	0	0	40	34	25 to 35	90.0	14	35.0
26/11/2017	02:00	0	0	5	13	10	8	5	2	0	0	0	0	0	0	0	0	0	0	0	43	41	30 to 40	72.1	25	58.1
26/11/2017	03:00	0	0	1	7	4	3	0	1	0	0	0	0	0	0	0	0	0	0	0	16	38.3	30 to 40	87.5	8	50.0
26/11/2017	04:00	0	0	4	12	4	7	1	0	0	0	0	0	0	0	0	0	0	0	0	28	37.9	30 to 40	82.1	12	42.9
26/11/2017	05:00	0	1	4	16	11	1	0	0	0	0	0	0	0	0	0	0	0	0	0	33	33.2	25 to 35	93.9	12	36.4
26/11/2017	06:00	0	0	11	59	14	3	0	0	0	0	0	0	0	0	0	0	0	0	0	87	31.4	25 to 35	96.6	17	19.5
26/11/2017	07:00	0	5	33	89	16	4	3	0	0	0	0	0	0	0	0	0	0	0	0	150	30.3	25 to 35	92.0	23	15.3
26/11/2017	08:00	6	14	47	120	29	1	0	0	0	0	0	0	0	0	0	0	0	0	0	217	29.9	25 to 35	90.3	30	13.8
26/11/2017	09:00	6	44	188	258	34	0	0	0	0	0	0	0	0	0	0	0	0	0	0	530	29.1	20 to 30	92.5	34	6.4
26/11/2017	10:00	1	30	202	396	38	4	0	0	0	0	0	0	0	0	0	0	0	0	0	671	29.3	25 to 35	94.8	42	6.3
26/11/2017	11:00	8	60	178	261	29	0	0	0	0	0	0	0	0	0	0	0	0	0	0	536	29	20 to 30	93.1	29	5.4
26/11/2017	12:00	6	49	254	239	10	2	0	0	0	0	0	0	0	0	0	0	0	0	0	560	28.5	20 to 30	96.8	12	2.1
26/11/2017	13:00	1	32	153	243	20	2	0	0	0	0	0	0	0	0	0	0	0	0	0	451	29.1	20 to 30	94.9	22	4.9
26/11/2017	14:00	2	15	116	263	32	2	0	0	0	0	0	0	0	0	0	0	0	0	0	430	29.4	25 to 35	95.6	34	7.9
26/11/2017	15:00	0	17	100	222	38	0	0	0	0	0	0	0	0	0	0	0	0	0	0	377	29.6	25 to 35	95.5	38	10.1
26/11/2017	16:00	0	10	105	182	38	2	0	0	0	0	0	0	0	0	0	0	0	0	0	337	29.7	25 to 35	96.4	40	11.9
26/11/2017	17:00	2	11	74	189	27	2	1	0	0	0	0	0	0	0	0	0	0	0	0	306	29.6	25 to 35	94.8	30	9.8
26/11/2017	18:00	2	5	98	152	31	3	1	0	0	0	0	0	0	0	0	0	0	0	0	292	29.7	25 to 35	96.2	35	12.0
26/11/2017	19:00	2	11	49	116	15	4	0	0	0	0	0	0	0	0	0	0	0	0	0	197	29.5	25 to 35	91.4	19	9.6
26/11/2017	20:00	1	5	43	66	16	6	0	0	0	0	0	0	0	0	0	0	0	0	0	137	30.3	25 to 35	91.2	22	16.1
26/11/2017	21:00	0	2	16	56	9	3	0	0	0	0	0	0	0	0	0	0	0	0	0	86	29.9	25 to 35	94.2	12	14.0
26/11/2017	22:00	0	1	9	26	3	0	1	0	0	1	0	0	0	0	0	0	0	0	0	41	29.8	25 to 35	92.7	5	12.2
26/11/2017	23:00	0	0	4	20	5	1	0	0	0	0	0	0	0	0	0	0	0	0	0	30	32	25 to 35	96.7	6	20.0
24 Hr Summary		37	314	1706	3049	456	63	14	5	0	1	0	0	0	0	0	0	0	0	0	5645	29.5	25 to 35	92.3	539	9.5

Incoming Direction Histogram

Norwich Road

from Thu-Nov-16-2017-01-00-PM to Thu-Dec-14-2017-12-59-PM

Date	Starting Hr:min	<15	15 to <20	20 to <25	25 to <30	30 to <35	35 to <40	40 to <45	45 to <50	50 to <55	55 to <60	60 to <65	65 to <70	70 to <75	75 to <80	80 to <85	85 to <90	90 to <95	95 to <100	100 to >105	Total Counts	85pct Speed	10mph Pace	% in pace	# of Speeders	% Speeders
27/11/2017	00:00	0	0	2	6	3	0	0	0	1	0	0	0	0	0	0	0	0	0	0	12	33.3	25 to 35	91.7	4	33.3
27/11/2017	01:00	0	1	1	6	1	0	0	0	0	0	0	0	0	0	0	0	0	0	0	9	30	20 to 30	88.9	1	11.1
27/11/2017	02:00	29	0	1	7	1	0	0	0	0	0	0	0	0	0	0	0	0	0	0	38	26.4	5 to 15	76.3	1	2.6
27/11/2017	03:00	11	0	3	5	4	2	0	0	0	0	0	0	0	0	0	0	0	0	0	25	32.5	25 to 35	48.0	6	24.0
27/11/2017	04:00	5	0	4	17	11	1	0	0	0	0	0	0	0	0	0	0	0	0	0	38	32.7	25 to 35	84.2	12	31.6
27/11/2017	05:00	2	3	20	65	19	3	1	0	0	0	0	0	0	0	0	0	0	0	0	113	31.6	25 to 35	92.0	23	20.4
27/11/2017	06:00	1	8	101	233	36	4	0	0	0	0	0	0	0	0	0	0	0	0	0	383	29.6	25 to 35	96.6	40	10.4
27/11/2017	07:00	11	147	426	230	18	2	0	0	0	0	0	0	0	0	0	0	0	0	0	834	27.7	20 to 30	96.3	20	2.4
27/11/2017	08:00	36	161	384	184	20	0	1	0	0	0	0	0	0	0	0	0	0	0	0	786	27.4	20 to 30	92.7	21	2.7
27/11/2017	09:00	28	62	235	265	27	2	0	0	0	0	0	0	0	0	0	0	0	0	0	619	28.8	20 to 30	90.8	29	4.7
27/11/2017	10:00	4	34	230	266	27	3	0	0	0	0	0	0	0	0	0	0	0	0	0	564	29	20 to 30	94.0	30	5.3
27/11/2017	11:00	10	34	165	294	27	0	1	0	0	0	0	0	0	0	0	0	0	0	0	531	29.1	20 to 30	92.8	28	5.3
27/11/2017	12:00	0	25	173	254	36	3	0	0	0	0	0	0	0	0	0	0	0	0	0	491	29.3	25 to 35	94.3	39	7.9
27/11/2017	13:00	2	33	154	256	42	3	1	0	0	0	0	0	0	0	0	0	0	0	0	491	29.5	25 to 35	92.1	46	9.4
27/11/2017	14:00	2	48	163	181	21	1	0	0	0	0	0	0	0	0	0	0	0	0	0	416	28.9	20 to 30	94.2	22	5.3
27/11/2017	15:00	10	111	202	176	12	2	0	0	0	0	0	0	0	0	0	0	0	0	0	513	28.2	20 to 30	95.3	14	2.7
27/11/2017	16:00	9	65	185	185	17	0	0	0	0	0	0	0	0	0	0	0	0	0	0	461	28.6	20 to 30	94.4	17	3.7
27/11/2017	17:00	1	28	202	185	16	2	1	0	0	0	0	0	0	0	0	0	0	0	0	435	28.8	20 to 30	95.4	19	4.4
27/11/2017	18:00	2	32	181	177	21	2	3	0	0	0	0	0	0	0	0	0	0	0	0	418	29	20 to 30	93.3	26	6.2
27/11/2017	19:00	1	13	69	121	14	1	1	0	0	0	0	0	0	0	0	0	0	0	0	220	29.3	25 to 35	92.7	16	7.3
27/11/2017	20:00	0	2	31	78	14	1	0	0	0	0	0	0	0	0	0	0	0	0	0	126	29.7	25 to 35	97.6	15	11.9
27/11/2017	21:00	2	18	32	49	10	0	0	0	0	0	0	0	0	0	0	0	0	0	0	111	29.3	20 to 30	89.2	10	9.0
27/11/2017	22:00	0	2	12	44	9	1	0	0	0	0	0	0	0	0	0	0	0	0	0	68	30	25 to 35	95.6	10	14.7
27/11/2017	23:00	0	0	3	19	4	3	0	1	0	0	0	0	0	0	0	0	0	0	0	30	35	25 to 35	86.7	8	26.7
24 Hr Summary		166	827	2979	3303	410	36	9	1	1	0	0	0	0	0	0	0	0	0	0	7732	28.9	20 to 30	91.9	457	5.9

Incoming Direction Histogram

Norwich Road

from Thu-Nov-16-2017-01-00-PM to Thu-Dec-14-2017-12-59-PM

Date	Starting Hr:min	<15	15 to <20	20 to <25	25 to <30	30 to <35	35 to <40	40 to <45	45 to <50	50 to <55	55 to <60	60 to <65	65 to <70	70 to <75	75 to <80	80 to <85	85 to <90	90 to <95	95 to <100	100 to >105	Total Counts	85pct Speed	10mph Pace	% in pace	# of Speeders	% Speeders
28/11/2017	00:00	0	0	3	8	2	5	0	0	0	0	0	0	0	0	0	0	0	0	0	18	37	30 to 40	83.3	7	38.9
28/11/2017	01:00	0	0	2	9	4	1	0	0	0	0	0	0	0	0	0	0	0	0	0	16	33.8	25 to 35	93.8	5	31.3
28/11/2017	02:00	0	2	5	9	0	0	0	0	0	0	0	0	0	0	0	0	0	0	0	16	28.9	20 to 30	100.0	*	*
28/11/2017	03:00	0	0	1	3	1	0	0	0	0	0	0	0	0	0	0	0	0	0	0	5	30	25 to 35	100.0	1	20.0
28/11/2017	04:00	0	1	7	23	8	4	1	0	0	0	0	0	0	0	0	0	0	0	0	44	33.8	25 to 35	86.4	13	29.5
28/11/2017	05:00	1	2	25	68	23	6	0	0	0	0	0	0	0	0	0	0	0	0	0	125	32.2	25 to 35	92.8	29	23.2
28/11/2017	06:00	3	9	106	204	23	0	0	0	0	0	0	0	0	0	0	0	0	0	0	345	29.3	25 to 35	96.5	23	6.7
28/11/2017	07:00	6	144	533	210	8	0	0	0	0	0	0	0	0	0	0	0	0	0	0	901	27	20 to 30	98.4	8	0.9
28/11/2017	08:00	48	162	280	227	19	3	0	0	0	0	0	0	0	0	0	0	0	0	0	739	28	20 to 30	90.5	22	3.0
28/11/2017	09:00	8	41	269	306	25	3	0	0	0	0	0	0	0	0	0	0	0	0	0	652	28.9	20 to 30	94.5	28	4.3
28/11/2017	10:00	3	27	195	290	37	0	0	0	0	0	0	0	0	0	0	0	0	0	0	552	29.2	25 to 35	94.6	37	6.7
28/11/2017	11:00	7	41	193	246	28	2	1	0	0	0	0	0	0	0	0	0	0	0	0	518	29	20 to 30	92.7	31	6.0
28/11/2017	12:00	5	40	151	273	46	5	0	0	0	0	0	0	0	0	0	0	0	0	0	520	29.5	25 to 35	90.4	51	9.8
28/11/2017	13:00	0	22	136	265	31	7	2	0	0	0	0	0	0	0	0	0	0	0	0	463	29.5	25 to 35	93.3	40	8.6
28/11/2017	14:00	9	62	148	193	25	1	0	0	0	0	0	0	0	0	0	0	0	0	0	438	29	20 to 30	92.0	26	5.9
28/11/2017	15:00	28	127	243	130	3	0	0	0	0	0	0	0	0	0	0	0	0	0	0	531	27	20 to 30	94.2	3	0.6
28/11/2017	16:00	12	95	311	114	8	1	0	0	0	0	0	0	0	0	0	0	0	0	0	541	26.8	20 to 30	96.1	9	1.7
28/11/2017	17:00	1	71	189	208	15	1	0	0	0	0	0	0	0	0	0	0	0	0	0	485	28.6	20 to 30	96.5	16	3.3
28/11/2017	18:00	3	32	162	189	22	2	0	0	0	0	0	0	0	0	0	0	0	0	0	410	29	20 to 30	93.4	24	5.9
28/11/2017	19:00	3	17	85	164	24	3	0	0	0	0	0	0	0	0	0	0	0	0	0	296	29.5	25 to 35	92.2	27	9.1
28/11/2017	20:00	1	11	39	79	13	2	0	0	0	0	0	0	0	0	0	0	0	0	0	145	29.6	25 to 35	90.3	15	10.3
28/11/2017	21:00	0	9	24	77	15	2	0	0	0	0	0	0	0	0	0	0	0	0	0	127	29.9	25 to 35	91.3	17	13.4
28/11/2017	22:00	0	2	22	47	8	5	0	0	0	0	0	0	0	0	0	0	0	0	0	84	30	25 to 35	91.7	13	15.5
28/11/2017	23:00	0	1	8	16	6	1	0	0	0	0	0	0	0	0	0	0	0	0	0	32	31.7	25 to 35	93.8	7	21.9
24 Hr Summary		138	918	3137	3358	394	54	4	0	0	0	0	0	0	0	0	0	0	0	0	8003	28.9	20 to 30	92.6	452	5.6

Incoming Direction Histogram

Norwich Road

from Thu-Nov-16-2017-01-00-PM to Thu-Dec-14-2017-12-59-PM

Date	Starting Hr:min	<15	15 to <20	20 to <25	25 to <30	30 to <35	35 to <40	40 to <45	45 to <50	50 to <55	55 to <60	60 to <65	65 to <70	70 to <75	75 to <80	80 to <85	85 to <90	90 to <95	95 to <100	100 to >105	Total Counts	85pct Speed	10mph Pace	% in pace	# of Speeders	% Speeders
29/11/2017	00:00	0	1	7	10	4	1	0	0	0	0	0	1	0	0	0	0	0	0	0	24	32.5	25 to 35	87.5	6	25.0
29/11/2017	01:00	0	2	0	4	5	0	0	0	0	0	0	0	0	0	0	0	0	0	0	11	33	25 to 35	81.8	5	45.5
29/11/2017	02:00	0	0	3	6	6	2	0	0	0	0	0	0	0	0	0	0	0	0	0	17	34.2	25 to 35	88.2	8	47.1
29/11/2017	03:00	0	0	3	7	1	0	0	0	0	0	0	0	0	0	0	0	0	0	0	11	29.3	25 to 35	100.0	1	9.1
29/11/2017	04:00	0	1	12	24	3	1	0	0	0	0	0	0	0	0	0	0	0	0	0	41	29.6	25 to 35	95.1	4	9.8
29/11/2017	05:00	1	2	15	55	21	5	0	0	0	0	0	0	0	0	0	0	0	0	0	99	32.6	25 to 35	91.9	26	26.3
29/11/2017	06:00	2	8	103	197	35	6	1	0	0	0	0	0	0	0	0	0	0	0	0	352	29.7	25 to 35	95.2	42	11.9
29/11/2017	07:00	4	154	460	207	10	1	0	0	0	0	0	0	0	0	0	0	0	0	0	836	27.2	20 to 30	98.2	11	1.3
29/11/2017	08:00	42	173	296	266	16	0	0	0	0	0	0	0	0	0	0	0	0	0	0	793	28.1	20 to 30	92.7	16	2.0
29/11/2017	09:00	5	34	187	329	31	0	0	0	0	0	0	0	0	0	0	0	0	0	0	586	29.1	20 to 30	93.9	31	5.3
29/11/2017	10:00	2	23	204	289	38	0	0	0	0	0	0	0	0	0	0	0	0	0	0	556	29.2	25 to 35	95.5	38	6.8
29/11/2017	11:00	1	17	163	286	32	1	0	0	0	0	0	0	0	0	0	0	0	0	0	500	29.3	25 to 35	96.2	33	6.6
29/11/2017	12:00	3	29	145	233	29	1	0	0	0	0	0	0	0	0	0	0	0	0	0	440	29.2	20 to 30	92.5	30	6.8
29/11/2017	13:00	1	23	189	238	45	4	0	0	0	0	0	0	0	0	0	0	0	0	0	500	29.5	25 to 35	94.4	49	9.8
29/11/2017	14:00	7	24	208	219	20	3	0	0	0	0	0	0	0	0	0	0	0	0	0	481	28.9	20 to 30	93.8	23	4.8
29/11/2017	15:00	15	93	205	160	13	1	0	0	0	0	0	0	0	0	0	0	0	0	0	487	28.2	20 to 30	94.0	14	2.9
29/11/2017	16:00	5	64	259	186	19	0	0	0	0	0	0	0	0	0	0	0	0	0	0	533	28.4	20 to 30	95.5	19	3.6
29/11/2017	17:00	1	48	242	185	16	2	0	0	0	0	0	0	0	0	0	0	0	0	0	494	28.5	20 to 30	96.2	18	3.6
29/11/2017	18:00	5	64	189	144	5	0	1	0	0	0	0	0	0	0	0	0	0	0	0	408	28.1	20 to 30	97.3	6	1.5
29/11/2017	19:00	6	29	122	119	12	1	0	0	0	0	0	0	0	0	0	0	0	0	0	289	28.7	20 to 30	93.4	13	4.5
29/11/2017	20:00	2	35	39	86	19	1	1	0	0	0	0	0	0	0	0	0	0	0	0	183	29.7	20 to 30	87.4	21	11.5
29/11/2017	21:00	0	2	35	67	8	4	1	0	0	0	0	0	0	0	0	0	0	0	0	117	29.6	25 to 35	94.0	13	11.1
29/11/2017	22:00	1	10	30	47	7	2	0	1	0	0	0	0	0	0	0	0	0	0	0	98	29.5	20 to 30	88.8	10	10.2
29/11/2017	23:00	0	1	6	27	9	3	0	0	0	0	0	0	0	0	0	0	0	0	0	46	32.8	25 to 35	91.3	12	26.1
24 Hr Summary		103	837	3122	3391	404	39	4	1	0	0	0	1	0	0	0	0	0	0	0	7902	28.9	20 to 30	93.0	449	5.7

Incoming Direction Histogram

Norwich Road

from Thu-Nov-16-2017-01-00-PM to Thu-Dec-14-2017-12-59-PM

Date	Starting Hr:min	<15	15 to <20	20 to <25	25 to <30	30 to <35	35 to <40	40 to <45	45 to <50	50 to <55	55 to <60	60 to <65	65 to <70	70 to <75	75 to <80	80 to <85	85 to <90	90 to <95	95 to <100	100 to >105	Total Counts	85pct Speed	10mph Pace	% in pace	# of Speeders	% Speeders
30/11/2017	00:00	0	1	7	13	3	4	2	0	0	1	0	0	0	0	0	0	0	0	0	31	37.5	25 to 35	74.2	10	32.3
30/11/2017	01:00	0	1	3	3	1	1	0	0	0	0	0	0	0	0	0	0	0	0	0	9	35	20 to 30	77.8	2	22.2
30/11/2017	02:00	0	0	0	4	3	0	0	0	0	0	0	0	0	0	0	0	0	0	0	7	33.3	25 to 35	100.0	3	42.9
30/11/2017	03:00	0	0	2	10	2	0	0	0	0	0	0	0	0	0	0	0	0	0	0	14	30	25 to 35	100.0	2	14.3
30/11/2017	04:00	0	0	7	18	5	1	0	0	0	0	0	0	0	0	0	0	0	0	0	31	31	25 to 35	96.8	6	19.4
30/11/2017	05:00	0	3	23	67	17	2	3	0	0	0	0	0	0	0	0	0	0	0	0	115	31.5	25 to 35	93.0	22	19.1
30/11/2017	06:00	3	18	109	187	22	3	1	0	0	0	0	0	0	0	0	0	0	0	0	343	29.3	25 to 35	92.7	26	7.6
30/11/2017	07:00	32	160	428	173	6	1	0	0	0	0	0	0	0	0	0	0	0	0	0	800	26.7	20 to 30	95.1	7	0.9
30/11/2017	08:00	55	181	354	228	19	0	0	0	0	0	0	0	0	0	0	0	0	0	0	837	27.7	20 to 30	91.2	19	2.3
30/11/2017	09:00	15	51	305	328	31	3	0	0	0	0	0	0	0	0	0	0	0	0	0	733	28.8	20 to 30	93.3	34	4.6
30/11/2017	10:00	6	47	235	267	20	3	0	0	0	0	0	0	0	0	0	0	0	0	0	578	28.8	20 to 30	95.0	23	4.0
30/11/2017	11:00	10	63	205	160	21	1	0	0	0	0	0	0	0	0	0	0	0	0	0	460	28.5	20 to 30	93.0	22	4.8
30/11/2017	12:00	3	26	150	215	26	0	0	0	0	0	0	0	0	0	0	0	0	0	0	420	29.1	20 to 30	93.1	26	6.2
30/11/2017	13:00	4	32	158	226	40	4	0	0	0	0	0	0	0	0	0	0	0	0	0	464	29.4	25 to 35	91.4	44	9.5
30/11/2017	14:00	8	56	205	154	21	3	0	0	0	0	0	0	0	0	0	0	0	0	0	447	28.6	20 to 30	92.8	24	5.4
30/11/2017	15:00	35	109	194	122	7	2	0	0	0	0	0	0	0	0	0	0	0	0	0	469	27.5	20 to 30	90.6	9	1.9
30/11/2017	16:00	0	46	203	197	18	3	0	0	0	0	0	0	0	0	0	0	0	0	0	467	28.8	20 to 30	95.5	21	4.5
30/11/2017	17:00	1	44	196	167	24	4	0	0	0	0	0	0	0	0	0	0	0	0	0	436	28.9	20 to 30	93.3	28	6.4
30/11/2017	18:00	1	22	171	194	20	0	0	0	0	0	0	0	0	0	0	0	0	0	0	408	28.9	20 to 30	94.9	20	4.9
30/11/2017	19:00	1	35	95	121	21	0	1	0	0	0	0	0	0	0	0	0	0	0	0	274	29.2	20 to 30	91.6	22	8.0
30/11/2017	20:00	0	7	36	76	15	3	0	0	0	0	0	0	0	0	0	0	0	0	0	137	29.8	25 to 35	92.7	18	13.1
30/11/2017	21:00	3	7	35	63	12	0	1	1	0	0	0	0	0	0	0	0	0	0	0	122	29.7	25 to 35	90.2	14	11.5
30/11/2017	22:00	3	6	26	45	11	0	0	0	0	0	0	0	0	0	0	0	0	0	0	91	29.7	25 to 35	90.1	11	12.1
30/11/2017	23:00	0	0	6	22	7	3	0	0	0	0	0	0	0	0	0	0	0	0	0	38	32.9	25 to 35	92.1	10	26.3
24 Hr Summary		180	915	3153	3060	372	41	8	1	0	1	0	0	0	0	0	0	0	0	0	7731	28.8	20 to 30	92.2	423	5.5

Incoming Direction Histogram

Norwich Road

from Thu-Nov-16-2017-01-00-PM to Thu-Dec-14-2017-12-59-PM

Date	Starting Hr:min	<15	15 to <20	20 to <25	25 to <30	30 to <35	35 to <40	40 to <45	45 to <50	50 to <55	55 to <60	60 to <65	65 to <70	70 to <75	75 to <80	80 to <85	85 to <90	90 to <95	95 to <100	100 to >105	Total Counts	85pct Speed	10mph Pace	% in pace	# of Speeders	% Speeders
01/12/2017	00:00	0	1	3	14	5	1	0	1	0	0	0	0	0	0	0	0	0	0	0	25	33	25 to 35	88.0	7	28.0
01/12/2017	01:00	0	0	1	10	2	1	0	0	0	0	0	0	0	0	0	0	0	0	0	14	32.5	25 to 35	92.9	3	21.4
01/12/2017	02:00	0	0	7	6	4	1	0	0	0	0	0	0	0	0	0	0	0	0	0	18	32.5	25 to 35	94.4	5	27.8
01/12/2017	03:00	1	0	0	9	1	0	0	0	0	0	0	0	0	0	0	0	0	0	0	11	29.4	25 to 35	90.9	1	9.1
01/12/2017	04:00	1	1	3	18	5	3	1	0	0	0	0	0	0	0	0	0	0	0	0	32	34	25 to 35	81.3	9	28.1
01/12/2017	05:00	4	4	23	64	17	4	0	0	0	0	0	0	0	0	0	0	0	0	0	116	31.2	25 to 35	89.7	21	18.1
01/12/2017	06:00	12	9	76	182	35	6	1	0	0	0	0	0	0	0	0	0	0	0	0	321	29.8	25 to 35	91.3	42	13.1
01/12/2017	07:00	12	142	391	234	9	2	0	0	0	0	0	0	0	0	0	0	0	0	0	790	27.7	20 to 30	97.1	11	1.4
01/12/2017	08:00	18	104	305	295	29	1	0	0	0	0	0	0	0	0	0	0	0	0	0	752	28.6	20 to 30	93.6	30	4.0
01/12/2017	09:00	13	26	217	349	35	3	0	0	0	0	0	0	0	0	0	0	0	0	0	643	29.2	25 to 35	93.5	38	5.9
01/12/2017	10:00	1	17	189	315	34	1	0	0	0	0	0	0	0	0	0	0	0	0	0	557	29.2	25 to 35	96.6	35	6.3
01/12/2017	11:00	0	26	191	300	38	2	0	0	0	0	0	0	0	0	0	0	0	0	0	557	29.3	25 to 35	95.0	40	7.2
01/12/2017	12:00	1	25	171	283	43	2	0	0	0	0	0	0	0	0	0	0	0	0	0	525	29.4	25 to 35	94.7	45	8.6
01/12/2017	13:00	8	44	192	249	30	1	1	0	0	0	0	0	0	0	0	0	0	0	0	525	29.1	20 to 30	92.4	32	6.1
01/12/2017	14:00	9	58	210	213	25	3	0	0	0	0	0	0	0	0	0	0	0	0	0	518	28.8	20 to 30	92.9	28	5.4
01/12/2017	15:00	14	92	259	211	10	0	0	0	0	0	0	0	0	0	0	0	0	0	0	586	28.2	20 to 30	95.9	10	1.7
01/12/2017	16:00	13	86	218	176	15	1	0	0	0	0	0	0	0	0	0	0	0	0	0	509	28.3	20 to 30	94.3	16	3.1
01/12/2017	17:00	7	69	244	180	10	2	0	1	0	0	0	0	0	0	0	0	0	0	0	513	28.2	20 to 30	96.1	13	2.5
01/12/2017	18:00	5	57	229	202	24	3	0	0	0	0	0	0	0	0	0	0	0	0	0	520	28.7	20 to 30	93.8	27	5.2
01/12/2017	19:00	1	15	111	184	19	3	0	0	0	0	0	0	0	0	0	0	0	0	0	333	29.2	25 to 35	94.3	22	6.6
01/12/2017	20:00	1	3	46	88	20	5	0	0	0	0	0	0	0	0	0	0	0	0	0	163	30.2	25 to 35	94.5	25	15.3
01/12/2017	21:00	0	2	31	79	14	2	0	0	0	0	0	0	0	0	0	0	0	0	0	128	29.8	25 to 35	96.9	16	12.5
01/12/2017	22:00	0	1	23	78	16	4	2	0	0	0	0	0	0	0	0	0	0	0	0	124	30.9	25 to 35	94.4	22	17.7
01/12/2017	23:00	0	2	14	56	16	1	1	0	0	0	0	0	0	0	0	0	0	0	0	90	31.2	25 to 35	95.6	18	20.0
24 Hr Summary		121	784	3154	3795	456	52	6	2	0	0	0	0	0	0	0	0	0	0	0	8370	29	20 to 30	92.4	516	6.2

Incoming Direction Histogram

Norwich Road

from Thu-Nov-16-2017-01-00-PM to Thu-Dec-14-2017-12-59-PM

Date	Starting Hr:min	<15	15 to <20	20 to <25	25 to <30	30 to <35	35 to <40	40 to <45	45 to <50	50 to <55	55 to <60	60 to <65	65 to <70	70 to <75	75 to <80	80 to <85	85 to <90	90 to <95	95 to <100	100 to >105	Total Counts	85pct Speed	10mph Pace	% in pace	# of Speeders	% Speeders
02/12/2017	00:00	0	0	13	26	15	5	1	0	0	0	0	0	0	0	0	0	0	0	0	60	34	25 to 35	90.0	21	35.0
02/12/2017	01:00	0	1	7	25	8	1	0	0	0	0	1	0	0	0	0	0	0	0	0	43	32.5	25 to 35	93.0	10	23.3
02/12/2017	02:00	0	2	6	11	10	3	1	0	0	0	0	0	0	0	0	0	0	0	0	33	34.5	25 to 35	81.8	14	42.4
02/12/2017	03:00	0	0	6	16	5	3	2	0	1	0	0	0	0	0	0	0	0	0	0	33	36.7	25 to 35	81.8	11	33.3
02/12/2017	04:00	0	0	6	15	6	4	0	0	0	0	0	0	0	0	0	0	0	0	0	31	34.2	25 to 35	87.1	10	32.3
02/12/2017	05:00	0	1	12	38	9	4	0	0	1	0	0	0	0	0	0	0	0	0	0	65	32.2	25 to 35	90.8	14	21.5
02/12/2017	06:00	0	3	31	86	23	6	3	0	0	0	0	0	0	0	0	0	0	0	0	152	32	25 to 35	92.1	32	21.1
02/12/2017	07:00	0	5	69	175	28	5	1	0	0	0	0	0	0	0	0	0	0	0	0	283	29.8	25 to 35	96.1	34	12.0
02/12/2017	08:00	2	32	199	259	30	2	0	0	0	0	0	0	0	0	0	0	0	0	0	524	29.1	20 to 30	93.5	32	6.1
02/12/2017	09:00	1	22	223	314	25	1	0	0	0	0	0	0	0	0	0	0	0	0	0	586	29	25 to 35	95.9	26	4.4
02/12/2017	10:00	1	37	255	303	19	2	1	0	0	0	0	0	0	0	0	0	0	0	0	618	28.8	20 to 30	96.3	22	3.6
02/12/2017	11:00	2	36	205	297	37	0	0	0	0	0	0	0	0	0	0	0	0	0	0	577	29.2	25 to 35	93.4	37	6.4
02/12/2017	12:00	2	33	210	265	29	1	2	0	0	0	0	0	0	0	0	0	0	0	0	542	29.1	20 to 30	93.7	32	5.9
02/12/2017	13:00	1	10	162	301	44	4	0	0	0	0	0	0	0	0	0	0	0	0	0	522	29.5	25 to 35	97.1	48	9.2
02/12/2017	14:00	2	30	156	233	30	4	0	0	0	0	0	0	0	0	0	0	0	0	0	455	29.3	20 to 30	92.1	34	7.5
02/12/2017	15:00	1	10	132	247	24	4	0	0	0	0	0	0	0	0	0	0	0	0	0	418	29.3	25 to 35	96.4	28	6.7
02/12/2017	16:00	1	34	224	210	9	0	1	0	0	0	0	0	0	0	0	0	0	0	0	479	28.5	20 to 30	97.7	10	2.1
02/12/2017	17:00	3	15	112	184	19	0	0	0	0	0	0	0	0	0	0	0	0	0	0	333	29.2	25 to 35	94.6	19	5.7
02/12/2017	18:00	2	6	99	205	30	1	1	0	0	0	0	0	0	0	0	0	0	0	0	344	29.5	25 to 35	97.1	32	9.3
02/12/2017	19:00	0	3	67	174	30	1	1	0	0	0	0	0	0	0	0	0	0	0	0	276	29.7	25 to 35	98.2	32	11.6
02/12/2017	20:00	0	3	34	100	23	6	0	0	0	0	0	0	0	0	0	0	0	0	0	166	30.9	25 to 35	94.6	29	17.5
02/12/2017	21:00	0	4	29	88	14	1	0	0	0	0	0	0	0	0	0	0	0	0	0	136	29.7	25 to 35	96.3	15	11.0
02/12/2017	22:00	1	1	36	88	20	3	0	0	0	0	0	0	0	0	0	0	0	0	0	149	30.2	25 to 35	96.6	23	15.4
02/12/2017	23:00	0	2	23	60	17	1	0	2	0	0	0	0	0	0	0	0	0	0	0	105	31.2	25 to 35	95.2	20	19.0
24 Hr Summary		19	290	2316	3720	504	62	14	2	2	0	1	0	0	0	0	0	0	0	0	6930	29.4	25 to 35	94.4	585	8.4

Incoming Direction Histogram

Norwich Road

from Thu-Nov-16-2017-01-00-PM to Thu-Dec-14-2017-12-59-PM

Date	Starting Hr:min	<15	15 to <20	20 to <25	25 to <30	30 to <35	35 to <40	40 to <45	45 to <50	50 to <55	55 to <60	60 to <65	65 to <70	70 to <75	75 to <80	80 to <85	85 to <90	90 to <95	95 to <100	100 to >105	Total Counts	85pct Speed	10mph Pace	% in pace	# of Speeders	% Speeders
03/12/2017	00:00	0	1	11	39	14	0	0	0	0	0	0	0	0	0	0	0	0	0	0	65	31.4	25 to 35	98.5	14	21.5
03/12/2017	01:00	0	1	12	20	10	4	1	0	0	0	0	0	0	0	0	0	0	0	0	48	34	25 to 35	87.5	15	31.3
03/12/2017	02:00	0	0	3	13	8	1	0	0	0	0	0	0	0	0	0	0	0	0	0	25	33.1	25 to 35	96.0	9	36.0
03/12/2017	03:00	0	0	5	10	7	2	0	2	0	0	0	0	0	0	0	0	0	0	0	26	35	25 to 35	84.6	11	42.3
03/12/2017	04:00	0	1	3	3	7	3	1	2	0	0	0	0	0	0	0	0	0	0	0	20	40	25 to 35	65.0	13	65.0
03/12/2017	05:00	0	0	6	18	7	2	0	0	0	0	0	0	0	0	0	0	0	0	0	33	32.9	25 to 35	93.9	9	27.3
03/12/2017	06:00	0	2	20	57	8	4	0	0	0	0	0	0	0	0	0	0	0	0	0	91	29.8	25 to 35	93.4	12	13.2
03/12/2017	07:00	0	0	24	75	17	1	0	0	0	0	0	0	0	0	0	0	0	0	0	117	30	25 to 35	99.1	18	15.4
03/12/2017	08:00	0	6	31	120	36	3	1	0	0	0	0	0	0	0	0	0	0	0	0	197	31.4	25 to 35	94.9	40	20.3
03/12/2017	09:00	2	18	190	255	31	1	0	0	0	0	0	0	0	0	0	0	0	0	0	497	29.2	25 to 35	95.8	32	6.4
03/12/2017	10:00	2	53	290	263	12	0	0	0	0	0	0	0	0	0	0	0	0	0	0	620	28.5	20 to 30	97.7	12	1.9
03/12/2017	11:00	4	74	274	224	6	0	0	0	0	0	0	0	0	0	0	0	0	0	0	582	28.2	20 to 30	98.3	6	1.0
03/12/2017	12:00	4	57	230	319	25	3	0	0	0	0	0	0	0	0	0	0	0	0	0	638	28.9	20 to 30	95.0	28	4.4
03/12/2017	13:00	4	28	141	279	48	2	0	0	0	0	0	0	0	0	0	0	0	0	0	502	29.6	25 to 35	93.2	50	10.0
03/12/2017	14:00	2	18	158	244	35	1	0	0	0	0	0	0	0	0	0	0	0	0	0	458	29.3	25 to 35	95.4	36	7.9
03/12/2017	15:00	4	29	131	225	28	4	0	0	0	0	0	0	0	0	0	0	0	0	0	421	29.3	20 to 30	91.4	32	7.6
03/12/2017	16:00	0	27	134	167	24	3	0	1	0	0	0	0	0	0	0	0	0	0	0	356	29.3	20 to 30	92.1	28	7.9
03/12/2017	17:00	0	18	109	172	28	3	0	0	0	0	0	0	0	0	0	0	0	0	0	330	29.4	25 to 35	93.6	31	9.4
03/12/2017	18:00	1	3	77	166	17	1	1	0	0	0	0	0	0	0	0	0	0	0	0	266	29.4	25 to 35	97.7	19	7.1
03/12/2017	19:00	1	13	55	110	18	1	0	0	0	0	0	0	0	0	0	0	0	0	0	198	29.5	25 to 35	92.4	19	9.6
03/12/2017	20:00	0	4	20	88	14	0	1	1	0	0	0	0	0	0	0	0	0	0	0	128	29.8	25 to 35	95.3	16	12.5
03/12/2017	21:00	1	3	23	57	3	2	0	0	0	0	0	0	0	0	0	0	0	0	0	89	29.3	20 to 30	93.3	5	5.6
03/12/2017	22:00	0	0	9	26	11	2	0	0	0	0	0	0	0	0	0	0	0	0	0	48	32.7	25 to 35	95.8	13	27.1
03/12/2017	23:00	0	0	5	26	7	1	1	0	0	0	0	0	0	0	0	0	0	0	0	40	32.1	25 to 35	95.0	9	22.5
24 Hr Summary		25	356	1961	2976	421	44	6	6	0	0	0	0	0	0	0	0	0	0	0	5795	29.3	25 to 35	92.5	477	8.2

Incoming Direction Histogram

Norwich Road

from Thu-Nov-16-2017-01-00-PM to Thu-Dec-14-2017-12-59-PM

Date	Starting Hr:min	<15	15 to <20	20 to <25	25 to <30	30 to <35	35 to <40	40 to <45	45 to <50	50 to <55	55 to <60	60 to <65	65 to <70	70 to <75	75 to <80	80 to <85	85 to <90	90 to <95	95 to <100	100 to >105	Total Counts	85pct Speed	10mph Pace	% in pace	# of Speeders	% Speeders
04/12/2017	00:00	0	0	1	6	6	0	0	0	0	0	0	0	0	0	0	0	0	0	0	13	33.3	25 to 35	100.0	6	46.2
04/12/2017	01:00	0	0	1	7	1	0	0	0	0	0	0	0	0	0	0	0	0	0	0	9	30	25 to 35	100.0	1	11.1
04/12/2017	02:00	0	0	3	6	0	0	0	0	0	0	0	0	0	0	0	0	0	0	0	9	29.2	20 to 30	100.0	*	*
04/12/2017	03:00	0	1	1	6	4	0	0	1	0	0	0	0	0	0	0	0	0	0	0	13	33.8	25 to 35	84.6	5	38.5
04/12/2017	04:00	0	1	8	18	9	2	2	0	0	0	0	0	0	0	0	0	0	0	0	40	33.9	25 to 35	87.5	13	32.5
04/12/2017	05:00	1	2	15	67	27	3	1	1	0	0	0	0	0	0	0	0	0	0	0	117	32.6	25 to 35	93.2	32	27.4
04/12/2017	06:00	3	14	128	232	35	3	1	0	0	0	0	0	0	0	0	0	0	0	0	416	29.5	25 to 35	95.0	39	9.4
04/12/2017	07:00	23	173	447	224	10	1	0	0	0	0	0	0	0	0	0	0	0	0	0	878	27.3	20 to 30	96.1	11	1.3
04/12/2017	08:00	22	180	308	247	23	2	0	0	0	0	0	0	0	0	0	0	0	0	0	782	28.1	20 to 30	94.0	25	3.2
04/12/2017	09:00	5	43	304	299	23	0	1	0	0	0	0	0	0	0	0	0	0	0	0	675	28.7	20 to 30	95.7	24	3.6
04/12/2017	10:00	6	40	214	263	30	1	0	0	0	0	0	0	0	0	0	0	0	0	0	554	29	20 to 30	93.3	31	5.6
04/12/2017	11:00	23	60	225	206	26	0	0	0	0	0	0	0	0	0	0	0	0	0	0	540	28.7	20 to 30	90.9	26	4.8
04/12/2017	12:00	2	20	188	213	29	3	0	0	0	0	0	0	0	0	0	0	0	0	0	455	29.2	25 to 35	94.5	32	7.0
04/12/2017	13:00	8	44	135	246	22	0	0	0	0	0	0	0	0	0	0	0	0	0	0	455	29.1	20 to 30	93.4	22	4.8
04/12/2017	14:00	13	100	221	144	8	0	0	0	0	0	0	0	0	0	0	0	0	0	0	486	27.7	20 to 30	95.7	8	1.6
04/12/2017	15:00	16	97	248	177	10	3	0	0	0	0	0	0	0	0	0	0	0	0	0	551	28	20 to 30	94.7	13	2.4
04/12/2017	16:00	6	69	217	169	20	2	0	0	0	0	0	0	0	0	0	0	0	0	0	483	28.5	20 to 30	94.2	22	4.6
04/12/2017	17:00	10	59	185	165	17	1	0	0	0	0	0	0	0	0	0	0	0	0	0	437	28.5	20 to 30	93.6	18	4.1
04/12/2017	18:00	0	28	166	163	30	5	0	0	0	0	0	0	0	0	0	0	0	0	0	392	29.3	25 to 35	91.6	35	8.9
04/12/2017	19:00	1	21	104	138	14	2	0	0	0	0	0	0	0	0	0	0	0	0	0	280	29.1	20 to 30	93.9	16	5.7
04/12/2017	20:00	0	5	29	75	14	2	1	0	0	0	0	0	0	0	0	0	0	0	0	126	29.9	25 to 35	93.7	17	13.5
04/12/2017	21:00	3	17	24	73	9	2	0	0	0	0	0	0	0	0	0	0	0	0	0	128	29.5	20 to 30	89.1	11	8.6
04/12/2017	22:00	0	1	17	35	16	2	0	0	0	0	0	0	0	0	0	0	0	0	0	71	32.2	25 to 35	95.8	18	25.4
04/12/2017	23:00	0	0	8	20	4	3	0	1	0	0	0	0	0	0	0	0	0	0	0	36	33.8	25 to 35	88.9	8	22.2
24 Hr Summary		142	975	3197	3199	387	37	6	3	0	0	0	0	0	0	0	0	0	0	0	7946	28.8	20 to 30	92.8	433	5.4

Incoming Direction Histogram

Norwich Road

from Thu-Nov-16-2017-01-00-PM to Thu-Dec-14-2017-12-59-PM

Date	Starting Hr:min	<15	15 to <20	20 to <25	25 to <30	30 to <35	35 to <40	40 to <45	45 to <50	50 to <55	55 to <60	60 to <65	65 to <70	70 to <75	75 to <80	80 to <85	85 to <90	90 to <95	95 to <100	100 to >105	Total Counts	85pct Speed	10mph Pace	% in pace	# of Speeders	% Speeders
05/12/2017	00:00	0	0	3	10	3	1	1	0	1	0	0	0	0	0	0	0	0	0	0	19	35	25 to 35	84.2	6	31.6
05/12/2017	01:00	0	0	7	5	2	2	0	0	0	0	0	0	0	0	0	0	0	0	0	16	35	25 to 35	87.5	4	25.0
05/12/2017	02:00	0	1	2	14	3	1	0	0	0	0	0	0	0	0	0	0	0	0	0	21	31.7	25 to 35	90.5	4	19.0
05/12/2017	03:00	0	0	0	7	3	1	0	0	0	0	0	0	0	0	0	0	0	0	0	11	33.3	30 to 40	100.0	4	36.4
05/12/2017	04:00	0	0	5	15	8	2	0	1	0	0	0	0	0	0	0	0	0	0	0	31	33.8	25 to 35	90.3	11	35.5
05/12/2017	05:00	2	3	30	72	13	3	0	0	0	0	0	0	0	0	0	0	0	0	0	123	29.9	25 to 35	93.5	16	13.0
05/12/2017	06:00	3	14	130	195	22	3	0	0	0	0	0	0	0	0	0	0	0	0	0	367	29.2	25 to 35	94.6	25	6.8
05/12/2017	07:00	24	157	500	181	9	1	0	0	0	0	0	0	0	0	0	0	0	0	0	872	26.7	20 to 30	96.1	10	1.1
05/12/2017	08:00	35	198	356	205	11	0	0	0	0	0	0	0	0	0	0	0	0	0	0	805	27.3	20 to 30	94.3	11	1.4
05/12/2017	09:00	1	30	323	352	24	1	0	0	0	0	0	0	0	0	0	0	0	0	0	731	28.8	20 to 30	96.4	25	3.4
05/12/2017	10:00	1	33	214	285	29	1	0	0	0	0	0	0	0	0	0	0	0	0	0	563	29.1	20 to 30	94.5	30	5.3
05/12/2017	11:00	8	27	167	279	32	0	0	0	0	0	0	0	0	0	0	0	0	0	0	513	29.2	25 to 35	93.2	32	6.2
05/12/2017	12:00	3	29	148	253	32	3	0	0	0	0	0	0	0	0	0	0	0	0	0	468	29.3	25 to 35	92.5	35	7.5
05/12/2017	13:00	7	34	199	247	17	4	0	0	0	0	0	0	0	0	0	0	0	0	0	508	28.9	20 to 30	94.5	21	4.1
05/12/2017	14:00	10	46	229	172	17	0	0	0	0	0	0	0	0	0	0	0	0	0	0	474	28.4	20 to 30	94.3	17	3.6
05/12/2017	15:00	31	119	238	145	13	1	0	0	0	0	0	0	0	0	0	0	0	0	0	547	27.7	20 to 30	91.8	14	2.6
05/12/2017	16:00	19	71	263	149	11	1	3	0	0	0	0	0	0	0	0	0	0	0	0	517	27.9	20 to 30	93.4	15	2.9
05/12/2017	17:00	4	37	189	197	22	2	0	0	0	0	0	0	0	0	0	0	0	0	0	451	28.9	20 to 30	93.8	24	5.3
05/12/2017	18:00	4	33	168	226	18	2	0	0	0	0	0	0	0	0	0	0	0	0	0	451	28.9	20 to 30	94.7	20	4.4
05/12/2017	19:00	1	11	79	160	15	0	1	0	0	0	0	0	0	0	0	0	0	0	0	267	29.2	25 to 35	95.1	16	6.0
05/12/2017	20:00	0	6	36	99	13	5	0	0	0	0	0	0	0	0	0	0	0	0	0	159	29.7	25 to 35	93.1	18	11.3
05/12/2017	21:00	2	3	30	68	22	1	1	0	0	0	0	0	0	0	0	0	0	0	0	127	31.1	25 to 35	94.5	24	18.9
05/12/2017	22:00	0	3	11	41	14	3	0	0	0	0	0	0	0	0	0	0	0	0	0	72	32.1	25 to 35	91.7	17	23.6
05/12/2017	23:00	0	1	6	22	7	0	0	0	0	0	0	0	0	0	0	0	0	0	0	36	31.4	25 to 35	97.2	7	19.4
24 Hr Summary		155	856	3333	3399	360	38	6	1	1	0	0	0	0	0	0	0	0	0	0	8149	28.8	20 to 30	93.1	406	5.0

Incoming Direction Histogram

Norwich Road

from Thu-Nov-16-2017-01-00-PM to Thu-Dec-14-2017-12-59-PM

Date	Starting Hr:min	<15	15 to <20	20 to <25	25 to <30	30 to <35	35 to <40	40 to <45	45 to <50	50 to <55	55 to <60	60 to <65	65 to <70	70 to <75	75 to <80	80 to <85	85 to <90	90 to <95	95 to <100	100 to >105	Total Counts	85pct Speed	10mph Pace	% in pace	# of Speeders	% Speeders
06/12/2017	00:00	0	0	2	11	6	1	1	0	0	0	0	0	1	0	0	0	0	0	0	22	35	25 to 35	86.4	9	40.9
06/12/2017	01:00	0	0	3	5	3	1	0	0	0	0	0	0	0	0	0	0	0	0	0	12	33.3	25 to 35	91.7	4	33.3
06/12/2017	02:00	0	1	1	8	1	2	0	0	0	0	0	0	0	0	0	0	0	0	0	13	35	30 to 40	84.6	3	23.1
06/12/2017	03:00	1	0	1	10	2	0	0	0	0	0	0	0	0	0	0	0	0	0	0	14	30	25 to 35	92.9	2	14.3
06/12/2017	04:00	0	2	5	19	3	2	0	0	0	0	0	0	0	0	0	0	0	0	0	31	30	25 to 35	87.1	5	16.1
06/12/2017	05:00	1	2	20	82	18	6	1	0	0	0	0	0	0	0	0	0	0	0	0	130	31.4	25 to 35	92.3	25	19.2
06/12/2017	06:00	2	12	110	201	23	2	0	0	0	0	0	0	0	0	0	0	0	0	0	350	29.3	25 to 35	95.4	25	7.1
06/12/2017	07:00	9	122	474	232	19	0	0	0	0	0	0	0	0	0	0	0	0	0	0	856	27.7	20 to 30	96.7	19	2.2
06/12/2017	08:00	22	168	329	264	13	1	0	0	0	0	0	0	0	0	0	0	0	0	0	797	28	20 to 30	95.5	14	1.8
06/12/2017	09:00	2	34	262	360	34	2	0	0	0	0	0	0	0	0	0	0	0	0	0	694	29.1	20 to 30	94.5	36	5.2
06/12/2017	10:00	7	36	250	287	30	1	0	0	0	0	0	0	0	0	0	0	0	0	0	611	28.9	20 to 30	93.8	31	5.1
06/12/2017	11:00	3	35	187	286	32	0	1	0	0	0	0	0	0	0	0	0	0	0	0	544	29.1	20 to 30	93.4	33	6.1
06/12/2017	12:00	2	24	163	237	30	1	0	0	0	0	0	0	0	0	0	0	0	0	0	457	29.2	25 to 35	94.1	31	6.8
06/12/2017	13:00	11	37	180	214	17	0	0	0	0	0	0	0	0	0	0	0	0	0	0	459	28.8	20 to 30	93.9	17	3.7
06/12/2017	14:00	11	88	230	163	6	2	0	0	0	0	0	0	0	0	0	0	0	0	0	500	27.9	20 to 30	96.2	8	1.6
06/12/2017	15:00	36	137	233	130	12	0	0	0	0	0	0	0	0	0	0	0	0	0	0	548	27.3	20 to 30	91.2	12	2.2
06/12/2017	16:00	4	64	244	222	11	1	1	0	0	0	0	0	0	0	0	0	0	0	0	547	28.4	20 to 30	96.9	13	2.4
06/12/2017	17:00	1	52	203	198	21	0	0	0	0	0	0	0	0	0	0	0	0	0	0	475	28.7	20 to 30	95.4	21	4.4
06/12/2017	18:00	4	52	160	198	22	3	0	0	0	0	0	0	0	0	0	0	0	0	0	439	29	20 to 30	93.4	25	5.7
06/12/2017	19:00	1	13	76	157	27	1	1	0	0	0	0	0	0	0	0	0	0	0	0	276	29.6	25 to 35	94.2	29	10.5
06/12/2017	20:00	2	10	31	97	11	2	1	0	0	0	0	0	0	0	0	0	0	0	0	154	29.5	25 to 35	90.3	14	9.1
06/12/2017	21:00	1	3	20	70	15	2	0	0	0	0	0	0	0	0	0	0	0	0	0	111	30	25 to 35	94.6	17	15.3
06/12/2017	22:00	1	14	19	34	12	3	0	0	0	0	0	0	0	0	0	0	0	0	0	83	31.2	20 to 30	80.7	15	18.1
06/12/2017	23:00	0	0	4	32	9	1	0	0	0	0	0	0	0	0	0	0	0	0	0	46	31.7	25 to 35	97.8	10	21.7
24 Hr Summary		121	906	3207	3517	377	34	6	0	0	0	0	0	1	0	0	0	0	0	0	8169	28.9	20 to 30	93.4	418	5.1

Incoming Direction Histogram

Norwich Road

from Thu-Nov-16-2017-01-00-PM to Thu-Dec-14-2017-12-59-PM

Date	Starting Hr:min	<15	15 to <20	20 to <25	25 to <30	30 to <35	35 to <40	40 to <45	45 to <50	50 to <55	55 to <60	60 to <65	65 to <70	70 to <75	75 to <80	80 to <85	85 to <90	90 to <95	95 to <100	100 to >105	Total Counts	85pct Speed	10mph Pace	% in pace	# of Speeders	% Speeders
07/12/2017	00:00	0	0	2	14	9	3	0	1	1	0	0	0	0	0	0	0	0	0	0	30	36.7	30 to 40	86.7	14	46.7
07/12/2017	01:00	0	0	2	11	7	2	0	1	0	0	0	0	0	0	0	0	0	0	0	23	35	25 to 35	87.0	10	43.5
07/12/2017	02:00	0	0	3	8	0	2	0	0	0	0	0	0	0	0	0	0	0	0	0	13	30	20 to 30	84.6	2	15.4
07/12/2017	03:00	0	0	2	11	5	0	0	0	0	0	0	0	0	0	0	0	0	0	0	18	32	25 to 35	100.0	5	27.8
07/12/2017	04:00	0	0	5	18	7	2	0	0	0	0	0	0	0	0	0	0	0	0	0	32	32.9	25 to 35	93.8	9	28.1
07/12/2017	05:00	0	3	23	76	16	3	0	0	0	0	0	0	0	0	0	0	0	0	0	121	30.3	25 to 35	95.0	19	15.7
07/12/2017	06:00	1	8	88	214	35	5	0	1	0	0	0	0	0	0	0	0	0	0	0	352	29.7	25 to 35	95.7	41	11.6
07/12/2017	07:00	22	135	470	216	7	0	0	0	0	0	0	0	0	0	0	0	0	0	0	850	27.2	20 to 30	96.6	7	0.8
07/12/2017	08:00	57	146	363	225	16	0	0	0	0	0	0	0	0	0	0	0	0	0	0	807	27.7	20 to 30	91.0	16	2.0
07/12/2017	09:00	40	53	236	294	22	0	0	0	0	0	0	0	0	0	0	0	0	0	0	645	28.7	20 to 30	90.4	22	3.4
07/12/2017	10:00	95	24	165	276	25	2	0	0	0	0	0	0	0	0	0	0	0	0	0	587	28.9	25 to 35	79.4	27	4.6
07/12/2017	11:00	11	13	157	303	34	6	1	0	0	0	0	0	0	0	0	0	0	0	0	525	29.4	25 to 35	94.1	41	7.8
07/12/2017	12:00	0	12	71	100	15	0	0	0	0	0	0	0	0	0	0	0	0	0	0	198	29.2	25 to 35	93.9	15	7.6
07/12/2017	13:00	12	53	155	216	25	1	1	0	0	0	0	0	0	0	0	0	0	0	0	463	29	20 to 30	91.6	27	5.8
07/12/2017	14:00	6	74	225	205	26	1	0	0	0	0	0	0	0	0	0	0	0	0	0	537	28.7	20 to 30	93.9	27	5.0
07/12/2017	15:00	24	110	246	173	14	1	0	0	0	0	0	0	0	0	0	0	0	0	0	568	28	20 to 30	93.1	15	2.6
07/12/2017	16:00	21	90	262	221	17	3	0	0	0	0	0	0	0	0	0	0	0	0	0	614	28.4	20 to 30	93.3	20	3.3
07/12/2017	17:00	9	56	194	190	17	2	0	0	0	0	0	0	0	0	0	0	0	0	0	468	28.7	20 to 30	94.0	19	4.1
07/12/2017	18:00	0	37	191	205	26	4	0	0	0	0	0	0	0	0	0	0	0	0	0	463	29	20 to 30	93.5	30	6.5
07/12/2017	19:00	3	19	90	151	30	4	0	0	0	0	0	0	0	0	0	0	0	0	0	297	29.6	25 to 35	91.2	34	11.4
07/12/2017	20:00	0	4	40	91	19	2	0	0	0	0	0	0	0	0	0	0	0	0	0	156	29.9	25 to 35	96.2	21	13.5
07/12/2017	21:00	0	3	41	88	23	3	1	0	0	0	0	0	0	0	0	0	0	0	0	159	30.7	25 to 35	95.6	27	17.0
07/12/2017	22:00	0	1	10	42	12	0	1	0	0	0	0	0	0	0	0	0	0	0	0	66	31.2	25 to 35	97.0	13	19.7
07/12/2017	23:00	0	0	6	27	8	2	0	0	0	0	0	0	0	0	0	0	0	0	0	43	32.5	25 to 35	95.3	10	23.3
24 Hr Summary		301	841	3047	3375	415	48	4	3	1	0	0	0	0	0	0	0	0	0	0	8035	28.9	20 to 30	90.4	471	5.9

Incoming Direction Histogram

Norwich Road

from Thu-Nov-16-2017-01-00-PM to Thu-Dec-14-2017-12-59-PM

Date	Starting Hr:min	<15	15 to <20	20 to <25	25 to <30	30 to <35	35 to <40	40 to <45	45 to <50	50 to <55	55 to <60	60 to <65	65 to <70	70 to <75	75 to <80	80 to <85	85 to <90	90 to <95	95 to <100	100 to >105	Total Counts	85pct Speed	10mph Pace	% in pace	# of Speeders	% Speeders
08/12/2017	00:00	0	1	6	15	5	3	2	0	0	0	0	0	0	0	0	0	0	0	0	32	35	25 to 35	81.3	10	31.3
08/12/2017	01:00	0	0	3	6	4	1	0	0	0	0	0	0	0	0	0	0	0	0	0	14	33.8	25 to 35	92.9	5	35.7
08/12/2017	02:00	0	1	2	12	8	3	0	0	0	0	0	0	0	0	0	0	0	0	0	26	34.4	30 to 40	88.5	11	42.3
08/12/2017	03:00	0	0	3	8	2	1	0	0	0	0	0	0	0	0	0	0	0	0	0	14	32.5	25 to 35	92.9	3	21.4
08/12/2017	04:00	1	0	5	18	9	3	1	1	0	0	0	0	0	0	0	0	0	0	0	38	34.4	25 to 35	84.2	14	36.8
08/12/2017	05:00	0	0	18	58	19	1	0	0	0	0	0	0	0	0	0	0	0	0	0	96	31.6	25 to 35	99.0	20	20.8
08/12/2017	06:00	1	6	98	179	32	4	1	0	0	0	0	0	0	0	0	0	0	0	0	321	29.7	25 to 35	96.3	37	11.5
08/12/2017	07:00	8	107	482	225	13	4	0	0	0	0	0	0	0	0	0	0	0	0	0	839	27.6	20 to 30	97.0	17	2.0
08/12/2017	08:00	23	125	284	275	38	3	0	0	0	0	0	0	0	0	0	0	0	0	0	748	28.7	20 to 30	91.4	41	5.5
08/12/2017	09:00	5	59	264	327	26	1	0	0	0	0	0	0	0	0	0	0	0	0	0	682	28.9	20 to 30	95.3	27	4.0
08/12/2017	10:00	10	41	244	307	29	3	0	0	0	0	0	0	0	0	0	0	0	0	0	634	29	20 to 30	93.4	32	5.0
08/12/2017	11:00	2	37	228	329	31	3	0	0	0	0	0	0	0	0	0	0	0	0	0	630	29.1	20 to 30	94.3	34	5.4
08/12/2017	12:00	2	30	203	250	37	0	0	0	0	0	0	0	0	0	0	0	0	0	0	522	29.2	25 to 35	93.9	37	7.1
08/12/2017	13:00	1	27	190	283	25	1	0	0	0	0	0	0	0	0	0	0	0	0	0	527	29.1	20 to 30	94.9	26	4.9
08/12/2017	14:00	16	44	208	269	20	1	0	0	0	0	0	0	0	0	0	0	0	0	0	558	28.8	20 to 30	93.4	21	3.8
08/12/2017	15:00	18	113	254	176	27	0	0	0	0	0	0	0	0	0	0	0	0	0	0	588	28.3	20 to 30	92.3	27	4.6
08/12/2017	16:00	4	58	240	182	29	2	1	0	0	0	0	0	0	0	0	0	0	0	0	516	28.8	20 to 30	93.0	32	6.2
08/12/2017	17:00	1	33	201	215	17	2	1	0	0	0	0	0	0	0	0	0	0	0	0	470	28.8	20 to 30	95.5	20	4.3
08/12/2017	18:00	0	18	209	247	20	2	0	0	1	0	0	0	0	0	0	0	0	0	0	497	28.9	25 to 35	95.8	23	4.6
08/12/2017	19:00	1	11	100	195	31	2	0	0	0	0	0	0	0	0	0	0	0	0	0	340	29.5	25 to 35	95.9	33	9.7
08/12/2017	20:00	0	6	43	101	25	2	1	0	0	0	0	0	0	0	0	0	0	0	0	178	30.2	25 to 35	94.9	28	15.7
08/12/2017	21:00	0	4	48	110	15	2	1	0	0	0	0	0	0	0	0	0	0	0	0	180	29.6	25 to 35	96.1	18	10.0
08/12/2017	22:00	0	3	41	89	15	7	0	0	0	0	0	0	0	0	0	0	0	0	0	155	29.9	25 to 35	93.5	22	14.2
08/12/2017	23:00	0	0	9	50	17	5	2	0	0	0	0	0	0	0	0	0	0	0	0	83	33.5	25 to 35	91.6	24	28.9
24 Hr Summary		93	724	3383	3926	494	56	10	1	1	0	0	0	0	0	0	0	0	0	0	8688	29.1	20 to 30	92.5	562	6.5

Incoming Direction Histogram

Norwich Road

from Thu-Nov-16-2017-01-00-PM to Thu-Dec-14-2017-12-59-PM

Date	Starting Hr:min	<15	15 to <20	20 to <25	25 to <30	30 to <35	35 to <40	40 to <45	45 to <50	50 to <55	55 to <60	60 to <65	65 to <70	70 to <75	75 to <80	80 to <85	85 to <90	90 to <95	95 to <100	100 to >105	Total Counts	85pct Speed	10mph Pace	% in pace	# of Speeders	% Speeders
09/12/2017	00:00	0	0	7	31	9	1	2	0	0	0	0	0	0	0	0	0	0	0	0	50	32.2	25 to 35	94.0	12	24.0
09/12/2017	01:00	0	3	7	16	10	5	4	0	0	0	0	0	0	0	0	0	0	0	0	45	37	25 to 35	73.3	19	42.2
09/12/2017	02:00	0	0	7	23	7	2	2	2	0	0	0	0	0	0	0	0	0	0	0	43	35	25 to 35	86.0	13	30.2
09/12/2017	03:00	0	0	2	9	9	4	1	0	0	1	0	0	0	0	0	0	0	0	0	26	37.5	30 to 40	84.6	15	57.7
09/12/2017	04:00	0	1	6	16	4	1	1	0	0	0	0	0	0	0	0	0	0	0	0	29	32.5	25 to 35	89.7	6	20.7
09/12/2017	05:00	0	0	17	42	10	5	0	0	0	0	0	0	0	0	0	0	0	0	0	74	32	25 to 35	93.2	15	20.3
09/12/2017	06:00	0	0	22	68	26	4	0	2	0	0	0	0	0	0	0	0	0	0	0	122	32.7	25 to 35	95.1	32	26.2
09/12/2017	07:00	4	8	72	192	28	3	0	0	0	0	0	0	0	0	0	0	0	0	0	307	29.6	25 to 35	95.1	31	10.1
09/12/2017	08:00	0	14	145	298	55	4	0	0	0	0	0	0	0	0	0	0	0	0	0	516	29.7	25 to 35	96.5	59	11.4
09/12/2017	09:00	2	27	216	343	48	2	0	0	0	0	0	0	0	0	0	0	0	0	0	638	29.3	25 to 35	95.1	50	7.8
09/12/2017	10:00	10	28	254	356	35	2	0	0	0	0	0	0	0	0	0	0	0	0	0	685	29.1	25 to 35	94.2	37	5.4
09/12/2017	11:00	3	32	220	296	37	3	0	1	0	0	0	0	0	0	0	0	0	0	0	592	29.2	25 to 35	93.4	41	6.9
09/12/2017	12:00	3	32	183	304	33	4	0	0	0	0	0	0	0	0	0	0	0	0	0	559	29.2	25 to 35	93.0	37	6.6
09/12/2017	13:00	9	40	180	276	38	2	0	0	0	0	0	0	0	0	0	0	0	0	0	545	29.2	20 to 30	91.0	40	7.3
09/12/2017	14:00	5	34	174	292	38	3	0	0	0	0	0	0	0	0	0	0	0	0	0	546	29.3	25 to 35	92.3	41	7.5
09/12/2017	15:00	1	11	128	282	29	2	0	0	0	0	0	0	0	0	0	0	0	0	0	453	29.3	25 to 35	96.9	31	6.8
09/12/2017	16:00	1	37	210	272	21	3	0	0	0	0	0	0	0	0	0	0	0	0	0	544	28.9	20 to 30	95.4	24	4.4
09/12/2017	17:00	3	10	108	203	23	0	0	0	0	0	0	0	0	0	0	0	0	0	0	347	29.3	25 to 35	96.3	23	6.6
09/12/2017	18:00	3	17	135	156	24	2	1	0	0	0	0	0	0	0	0	0	0	0	0	338	29.2	25 to 35	93.2	27	8.0
09/12/2017	19:00	1	9	69	156	23	2	1	0	0	0	0	0	0	0	0	0	0	0	0	261	29.6	25 to 35	95.0	26	10.0
09/12/2017	20:00	0	1	31	95	32	6	0	1	0	0	0	0	0	0	0	0	0	0	0	166	32.2	25 to 35	95.2	39	23.5
09/12/2017	21:00	0	2	29	92	21	8	0	0	0	0	0	0	0	0	0	0	0	0	0	152	31.4	25 to 35	93.4	29	19.1
09/12/2017	22:00	0	1	36	97	14	2	0	0	0	0	0	0	0	0	0	0	0	0	0	150	29.7	25 to 35	98.0	16	10.7
09/12/2017	23:00	0	11	34	94	19	5	3	0	0	0	0	0	0	0	0	0	0	0	0	166	30.5	25 to 35	88.6	27	16.3
24 Hr Summary		45	318	2292	4009	593	75	15	6	0	1	0	0	0	0	0	0	0	0	0	7354	29.5	25 to 35	93.7	690	9.4

Incoming Direction Histogram

Norwich Road

from Thu-Nov-16-2017-01-00-PM to Thu-Dec-14-2017-12-59-PM

Date	Starting Hr:min	<15	15 to <20	20 to <25	25 to <30	30 to <35	35 to <40	40 to <45	45 to <50	50 to <55	55 to <60	60 to <65	65 to <70	70 to <75	75 to <80	80 to <85	85 to <90	90 to <95	95 to <100	100 to >105	Total Counts	85pct Speed	10mph Pace	% in pace	# of Speeders	% Speeders
10/12/2017	00:00	0	0	16	41	11	5	1	0	1	0	0	0	0	0	0	0	0	0	0	75	33.2	25 to 35	90.7	18	24.0
10/12/2017	01:00	0	0	11	18	15	4	0	0	0	0	0	0	0	0	0	0	0	0	0	48	34	25 to 35	91.7	19	39.6
10/12/2017	02:00	0	1	5	10	4	8	0	0	0	0	0	0	0	0	0	0	0	0	0	28	37.5	30 to 40	78.6	12	42.9
10/12/2017	03:00	0	0	1	17	8	2	1	0	0	0	0	0	0	0	0	0	0	0	0	29	34.4	30 to 40	93.1	11	37.9
10/12/2017	04:00	0	1	7	8	4	3	1	1	0	0	0	0	0	0	0	0	0	0	0	25	36.7	25 to 35	76.0	9	36.0
10/12/2017	05:00	0	1	6	14	6	1	1	0	1	0	0	0	0	0	0	0	0	0	0	30	34.2	25 to 35	86.7	9	30.0
10/12/2017	06:00	0	2	8	40	15	3	1	0	0	0	0	0	0	0	0	0	0	0	0	69	33	25 to 35	91.3	19	27.5
10/12/2017	07:00	31	0	27	62	14	1	1	0	0	0	0	0	0	0	0	0	0	0	0	136	29.7	25 to 35	75.7	16	11.8
10/12/2017	08:00	270	1	9	65	17	3	0	0	0	0	0	0	0	0	0	0	0	0	0	365	27.3	10 to 20	74.2	20	5.5
10/12/2017	09:00	430	5	65	114	16	0	0	0	0	0	0	0	0	0	0	0	0	0	0	630	26.6	10 to 20	69.0	16	2.5
10/12/2017	10:00	305	6	91	175	27	1	0	0	0	0	0	0	0	0	0	0	0	0	0	605	28.2	10 to 20	51.4	28	4.6
10/12/2017	11:00	133	15	73	212	34	3	0	0	0	0	0	0	0	0	0	0	0	0	0	470	29.2	25 to 35	67.9	37	7.9
10/12/2017	12:00	0	4	80	273	44	8	0	0	0	0	0	0	0	0	0	0	0	0	0	409	29.8	25 to 35	97.1	52	12.7
10/12/2017	13:00	0	5	67	258	44	3	0	0	0	0	0	0	0	0	0	0	0	0	0	377	29.8	25 to 35	97.9	47	12.5
10/12/2017	14:00	0	6	83	221	40	2	0	0	0	0	0	0	0	0	0	0	0	0	0	352	29.8	25 to 35	97.7	42	11.9
10/12/2017	15:00	0	4	82	174	33	1	0	0	0	0	0	0	0	0	0	0	0	0	0	294	29.7	25 to 35	98.3	34	11.6
10/12/2017	16:00	1	3	80	182	32	1	2	0	0	0	0	0	0	0	0	0	0	0	0	301	29.7	25 to 35	97.7	35	11.6
10/12/2017	17:00	0	5	64	152	27	3	1	0	0	0	0	0	0	0	0	0	0	0	0	252	29.8	25 to 35	96.4	31	12.3
10/12/2017	18:00	0	10	66	133	19	7	0	0	0	0	0	0	0	0	0	0	0	0	0	235	29.7	25 to 35	92.8	26	11.1
10/12/2017	19:00	0	2	34	104	33	5	1	0	0	0	0	0	0	0	0	0	0	0	0	179	31.8	25 to 35	95.5	39	21.8
10/12/2017	20:00	0	0	15	61	24	5	0	1	0	0	0	0	0	0	0	0	0	0	0	106	32.9	25 to 35	94.3	30	28.3
10/12/2017	21:00	0	1	17	52	13	3	0	0	0	0	0	0	0	0	0	0	0	0	0	86	31.2	25 to 35	95.3	16	18.6
10/12/2017	22:00	0	1	10	36	4	4	1	0	0	0	0	0	0	0	0	0	0	0	0	56	31.2	25 to 35	89.3	9	16.1
10/12/2017	23:00	0	1	9	19	4	1	0	0	0	0	0	0	0	0	0	0	0	0	0	34	30	25 to 35	94.1	5	14.7
24 Hr Summary		1170	74	926	2441	488	77	11	2	2	0	0	0	0	0	0	0	0	0	0	5191	29.6	25 to 35	74.3	580	11.2

Incoming Direction Histogram

Norwich Road

from Thu-Nov-16-2017-01-00-PM to Thu-Dec-14-2017-12-59-PM

Date	Starting Hr:min	<15	15 to <20	20 to <25	25 to <30	30 to <35	35 to <40	40 to <45	45 to <50	50 to <55	55 to <60	60 to <65	65 to <70	70 to <75	75 to <80	80 to <85	85 to <90	90 to <95	95 to <100	100 to >105	Total Counts	85pct Speed	10mph Pace	% in pace	# of Speeders	% Speeders
11/12/2017	00:00	0	0	0	5	3	2	1	0	0	0	0	0	0	0	0	0	0	0	0	11	37.5	30 to 40	90.9	6	54.5
11/12/2017	01:00	0	0	1	8	3	1	0	0	0	0	0	0	0	0	0	0	0	0	0	13	33.3	25 to 35	92.3	4	30.8
11/12/2017	02:00	0	0	5	8	0	0	0	0	0	0	0	0	0	0	0	0	0	0	0	13	28.8	20 to 30	100.0	*	*
11/12/2017	03:00	0	0	1	5	4	0	0	0	0	0	0	0	0	0	0	0	0	0	0	10	32.5	25 to 35	100.0	4	40.0
11/12/2017	04:00	0	0	12	16	12	2	0	0	0	0	0	0	0	0	0	0	0	0	0	42	33.3	25 to 35	95.2	14	33.3
11/12/2017	05:00	1	0	16	70	22	4	2	1	0	0	0	0	0	0	0	0	0	0	0	116	32.7	25 to 35	93.1	29	25.0
11/12/2017	06:00	1	13	88	199	30	5	0	0	0	0	0	0	0	0	0	0	0	0	0	336	29.6	25 to 35	94.3	35	10.4
11/12/2017	07:00	23	123	466	228	13	1	0	0	0	0	0	0	0	0	0	0	0	0	0	854	27.5	20 to 30	95.7	14	1.6
11/12/2017	08:00	44	192	316	208	16	0	0	0	0	0	0	0	0	0	0	0	0	0	0	776	27.6	20 to 30	92.3	16	2.1
11/12/2017	09:00	2	20	275	292	17	0	1	0	0	0	0	0	0	0	0	0	0	0	0	607	28.8	20 to 30	96.7	18	3.0
11/12/2017	10:00	23	38	203	282	31	2	0	0	0	0	0	0	0	0	0	0	0	0	0	579	29	20 to 30	90.3	33	5.7
11/12/2017	11:00	12	31	169	268	43	7	0	0	0	0	0	0	0	0	0	0	0	0	0	530	29.4	25 to 35	90.6	50	9.4
11/12/2017	12:00	28	21	154	222	34	2	0	0	0	0	0	0	0	0	0	0	0	0	0	461	29.3	25 to 35	88.9	36	7.8
11/12/2017	13:00	21	22	123	257	39	1	0	0	0	0	0	0	0	0	0	0	0	0	0	463	29.4	25 to 35	90.5	40	8.6
11/12/2017	14:00	4	34	230	203	13	2	0	0	0	0	0	0	0	0	0	0	0	0	0	486	28.6	20 to 30	96.1	15	3.1
11/12/2017	15:00	24	96	214	143	13	1	0	0	0	0	0	0	0	0	0	0	0	0	0	491	27.9	20 to 30	92.3	14	2.9
11/12/2017	16:00	1	65	192	197	19	1	0	0	0	0	0	0	0	0	0	0	0	0	0	475	28.7	20 to 30	95.6	20	4.2
11/12/2017	17:00	4	24	162	164	34	1	1	0	0	0	0	0	0	0	0	0	0	0	0	390	29.3	25 to 35	92.3	36	9.2
11/12/2017	18:00	2	22	121	179	22	5	0	0	0	0	0	0	0	0	0	0	0	0	0	351	29.3	20 to 30	91.7	27	7.7
11/12/2017	19:00	3	9	58	139	22	6	0	0	0	0	0	0	0	0	0	0	0	0	0	237	29.7	25 to 35	92.4	28	11.8
11/12/2017	20:00	0	5	27	74	13	2	0	0	0	0	0	0	0	0	0	0	0	0	0	121	29.8	25 to 35	94.2	15	12.4
11/12/2017	21:00	1	4	13	39	13	3	1	0	0	0	0	0	0	0	0	0	0	0	0	74	32.3	25 to 35	87.8	17	23.0
11/12/2017	22:00	0	2	18	33	10	2	0	0	0	0	0	0	0	0	0	0	0	0	0	65	31	25 to 35	93.8	12	18.5
11/12/2017	23:00	0	6	15	14	0	1	0	0	0	0	0	0	0	0	0	0	0	0	0	36	28.6	20 to 30	97.2	1	2.8
24 Hr Summary		194	727	2879	3253	426	51	6	1	0	0	0	0	0	0	0	0	0	0	0	7537	29	20 to 30	91.0	484	6.4

Incoming Direction Histogram

Norwich Road

from Thu-Nov-16-2017-01-00-PM to Thu-Dec-14-2017-12-59-PM

Date	Starting Hr:min	<15	15 to <20	20 to <25	25 to <30	30 to <35	35 to <40	40 to <45	45 to <50	50 to <55	55 to <60	60 to <65	65 to <70	70 to <75	75 to <80	80 to <85	85 to <90	90 to <95	95 to <100	100 to >105	Total Counts	85pct Speed	10mph Pace	% in pace	# of Speeders	% Speeders
12/12/2017	00:00	0	3	7	6	0	2	0	0	0	0	0	0	0	0	0	0	0	0	0	18	29.2	20 to 30	88.9	2	11.1
12/12/2017	01:00	0	2	7	4	1	0	0	0	0	0	0	0	0	0	0	0	0	0	0	14	28.8	20 to 30	92.9	1	7.1
12/12/2017	02:00	0	7	4	3	3	0	0	0	0	0	0	0	0	0	0	0	0	0	0	17	30	20 to 30	82.4	3	17.6
12/12/2017	03:00	0	1	4	6	3	0	0	0	0	0	0	0	0	0	0	0	0	0	0	14	31.7	25 to 35	92.9	3	21.4
12/12/2017	04:00	0	5	12	14	0	0	0	0	0	0	0	0	0	0	0	0	0	0	0	31	28.2	20 to 30	100.0	*	*
12/12/2017	05:00	1	2	49	47	3	1	0	0	0	0	0	0	0	0	0	0	0	0	0	103	28.8	25 to 35	96.1	4	3.9
12/12/2017	06:00	3	67	162	37	3	0	0	0	0	0	0	0	0	0	0	0	0	0	0	272	25	20 to 30	97.8	3	1.1
12/12/2017	07:00	159	429	132	15	3	0	0	0	0	0	0	0	0	0	0	0	0	0	0	738	21.5	15 to 25	96.9	3	0.4
12/12/2017	08:00	302	313	51	4	0	0	0	0	0	0	0	0	0	0	0	0	0	0	0	670	19.3	15 to 25	96.3	*	*
12/12/2017	09:00	33	299	304	33	3	0	0	0	0	0	0	0	0	0	0	0	0	0	0	672	23.9	15 to 25	94.6	3	0.4
12/12/2017	10:00	8	124	394	151	6	0	0	0	0	0	0	0	0	0	0	0	0	0	0	683	26.8	20 to 30	98.0	6	0.9
12/12/2017	11:00	3	55	269	202	10	0	0	0	0	0	0	0	0	0	0	0	0	0	0	539	28.2	20 to 30	97.6	10	1.9
12/12/2017	12:00	7	61	242	193	6	1	1	0	0	0	0	0	0	0	0	0	0	0	0	511	28.2	20 to 30	97.1	8	1.6
12/12/2017	13:00	2	40	204	227	11	0	0	0	0	0	0	0	0	0	0	0	0	0	0	484	28.6	20 to 30	97.3	11	2.3
12/12/2017	14:00	12	88	243	131	10	0	0	1	0	0	0	0	0	0	0	0	0	0	0	485	27.6	20 to 30	95.3	11	2.3
12/12/2017	15:00	43	121	303	105	10	0	0	0	0	0	0	0	0	0	0	0	0	0	0	582	26.3	20 to 30	90.9	10	1.7
12/12/2017	16:00	6	102	291	116	10	0	0	0	0	0	0	0	0	0	0	0	0	0	0	525	27	20 to 30	97.0	10	1.9
12/12/2017	17:00	9	48	249	113	8	1	0	0	0	0	0	0	0	0	0	0	0	0	0	428	27.6	20 to 30	95.8	9	2.1
12/12/2017	18:00	4	49	232	105	12	1	0	0	0	0	0	0	0	0	0	0	0	0	0	403	27.8	20 to 30	95.8	13	3.2
12/12/2017	19:00	1	20	103	113	20	5	0	0	0	0	0	0	0	0	0	0	0	0	0	262	29.4	20 to 30	90.1	25	9.5
12/12/2017	20:00	2	10	68	80	11	0	0	0	0	0	0	0	0	0	0	0	0	0	0	171	29.1	25 to 35	93.0	11	6.4
12/12/2017	21:00	1	7	42	83	10	2	0	0	0	0	0	0	0	0	0	0	0	0	0	145	29.4	25 to 35	93.1	12	8.3
12/12/2017	22:00	1	2	22	44	10	1	0	0	0	0	0	0	0	0	0	0	0	0	0	80	29.9	25 to 35	95.0	11	13.8
12/12/2017	23:00	48	2	15	26	6	1	0	0	0	0	0	0	0	0	0	0	0	0	0	98	28.5	10 to 20	51.0	7	7.1
24 Hr Summary		645	1857	3409	1858	159	15	1	1	0	0	0	0	0	0	0	0	0	0	0	7945	27.3	20 to 30	89.7	176	2.2

Incoming Direction Histogram

Norwich Road

from Thu-Nov-16-2017-01-00-PM to Thu-Dec-14-2017-12-59-PM

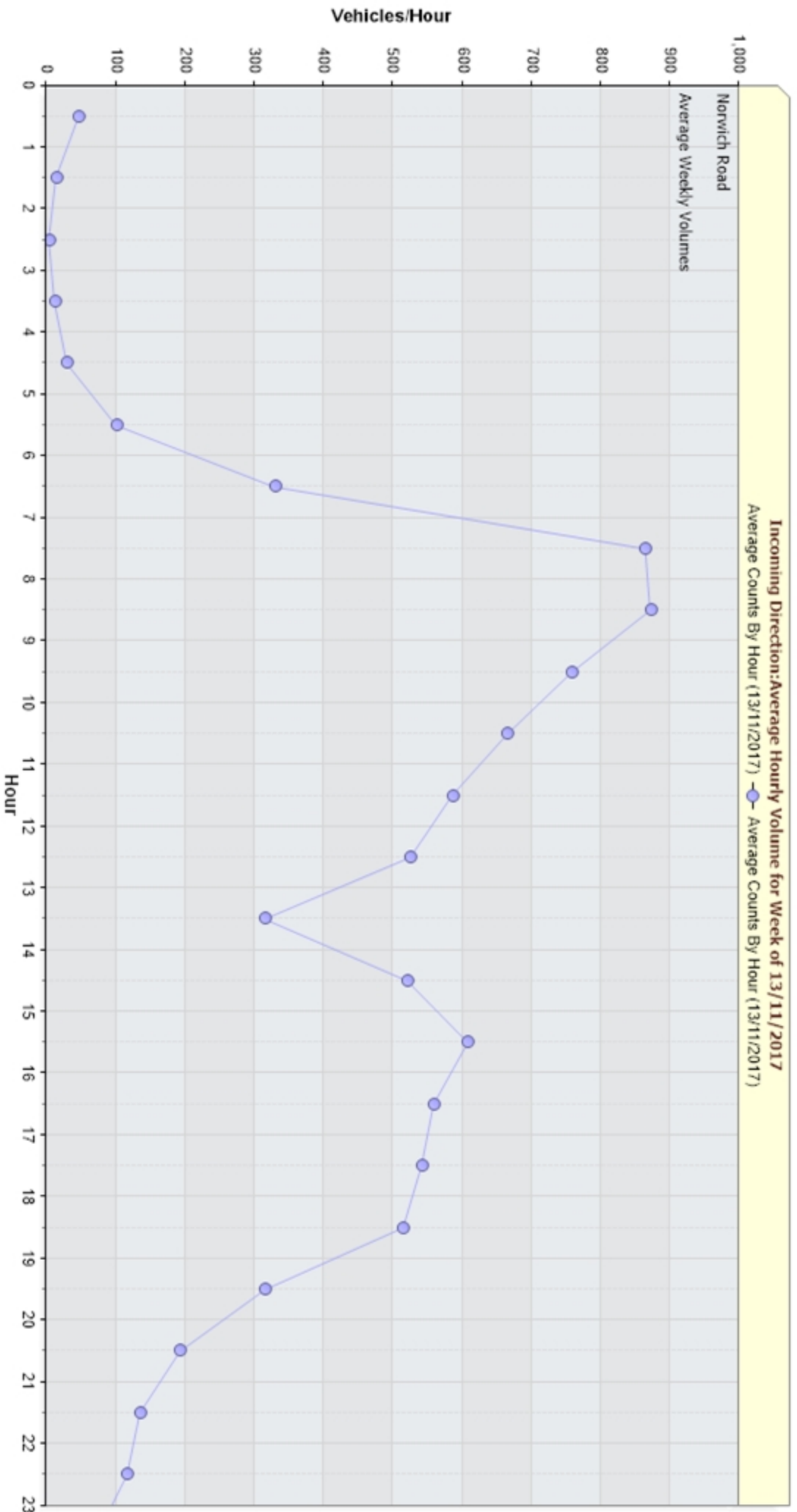
Date	Starting Hr:min	<15	15 to <20	20 to <25	25 to <30	30 to <35	35 to <40	40 to <45	45 to <50	50 to <55	55 to <60	60 to <65	65 to <70	70 to <75	75 to <80	80 to <85	85 to <90	90 to <95	95 to <100	100 to >105	Total Counts	85pct Speed	10mph Pace	% in pace	# of Speeders	% Speeders
13/12/2017	00:00	128	0	3	7	3	2	1	0	0	0	0	0	0	0	0	0	0	0	0	144	9.8	5 to 15	88.9	6	4.2
13/12/2017	01:00	40	0	6	4	4	0	1	0	0	0	0	0	0	0	0	0	0	0	0	55	26.2	5 to 15	72.7	5	9.1
13/12/2017	02:00	22	1	4	4	2	1	0	0	0	0	0	0	0	0	0	0	0	0	0	34	27.5	10 to 20	67.6	3	8.8
13/12/2017	03:00	10	1	4	12	1	2	0	0	0	0	0	0	0	0	0	0	0	0	0	30	29.6	20 to 30	56.7	3	10.0
13/12/2017	04:00	0	2	7	18	5	2	0	1	0	0	0	0	0	0	0	0	0	0	0	35	33	25 to 35	85.7	8	22.9
13/12/2017	05:00	0	1	21	62	20	2	0	0	0	0	0	0	0	0	0	0	0	0	0	106	31.5	25 to 35	97.2	22	20.8
13/12/2017	06:00	1	24	117	201	29	2	0	0	0	0	0	0	0	0	0	0	0	0	0	374	29.4	25 to 35	92.8	31	8.3
13/12/2017	07:00	22	201	455	173	11	2	0	0	0	0	0	0	0	0	0	0	0	0	0	864	26.6	20 to 30	95.9	13	1.5
13/12/2017	08:00	47	190	314	198	15	2	0	0	0	0	0	0	0	0	0	0	0	0	0	766	27.5	20 to 30	91.6	17	2.2
13/12/2017	09:00	27	77	279	300	17	0	0	0	0	0	0	0	0	0	0	0	0	0	0	700	28.5	20 to 30	93.7	17	2.4
13/12/2017	10:00	6	44	250	326	28	1	0	0	0	0	0	0	1	0	0	0	0	0	0	656	29	20 to 30	94.5	30	4.6
13/12/2017	11:00	6	42	237	282	37	0	0	0	0	0	0	0	0	0	0	0	0	0	0	604	29	20 to 30	92.9	37	6.1
13/12/2017	12:00	1	27	157	272	28	2	0	0	0	0	0	0	0	0	0	0	0	0	0	487	29.2	25 to 35	93.8	30	6.2
13/12/2017	13:00	5	28	184	218	32	2	0	0	0	0	0	0	0	0	0	0	0	0	0	469	29.2	25 to 35	92.5	34	7.2
13/12/2017	14:00	28	73	229	157	17	1	0	0	0	0	0	0	0	0	0	0	0	0	0	505	28.2	20 to 30	90.9	18	3.6
13/12/2017	15:00	52	151	218	115	11	0	0	0	0	0	0	0	0	0	0	0	0	0	0	547	26.9	20 to 30	88.5	11	2.0
13/12/2017	16:00	9	85	182	198	27	0	0	0	0	0	0	0	0	0	0	0	0	0	0	501	28.8	20 to 30	92.8	27	5.4
13/12/2017	17:00	12	85	189	200	20	0	0	0	0	0	0	0	0	0	0	0	0	0	0	506	28.6	20 to 30	93.7	20	4.0
13/12/2017	18:00	11	50	183	154	18	1	0	0	0	0	0	0	0	0	0	0	0	0	0	417	28.6	20 to 30	92.8	19	4.6
13/12/2017	19:00	1	12	71	163	18	1	0	0	0	0	0	0	0	0	0	0	0	0	0	266	29.4	25 to 35	94.7	19	7.1
13/12/2017	20:00	0	8	35	106	22	3	0	0	0	0	0	0	0	0	0	0	0	0	0	174	30	25 to 35	93.7	25	14.4
13/12/2017	21:00	2	4	24	75	22	4	0	0	0	0	0	0	0	0	0	0	0	0	0	131	31.4	25 to 35	92.4	26	19.8
13/12/2017	22:00	0	2	24	61	15	4	0	0	0	0	0	0	0	0	0	0	0	0	0	106	31	25 to 35	94.3	19	17.9
13/12/2017	23:00	2	15	21	17	6	0	0	0	0	0	0	0	0	0	0	0	0	0	0	61	29.1	20 to 30	86.9	6	9.8
24 Hr Summary		432	1123	3214	3323	408	34	2	1	0	0	0	0	1	0	0	0	0	0	0	8538	28.7	20 to 30	89.7	446	5.2

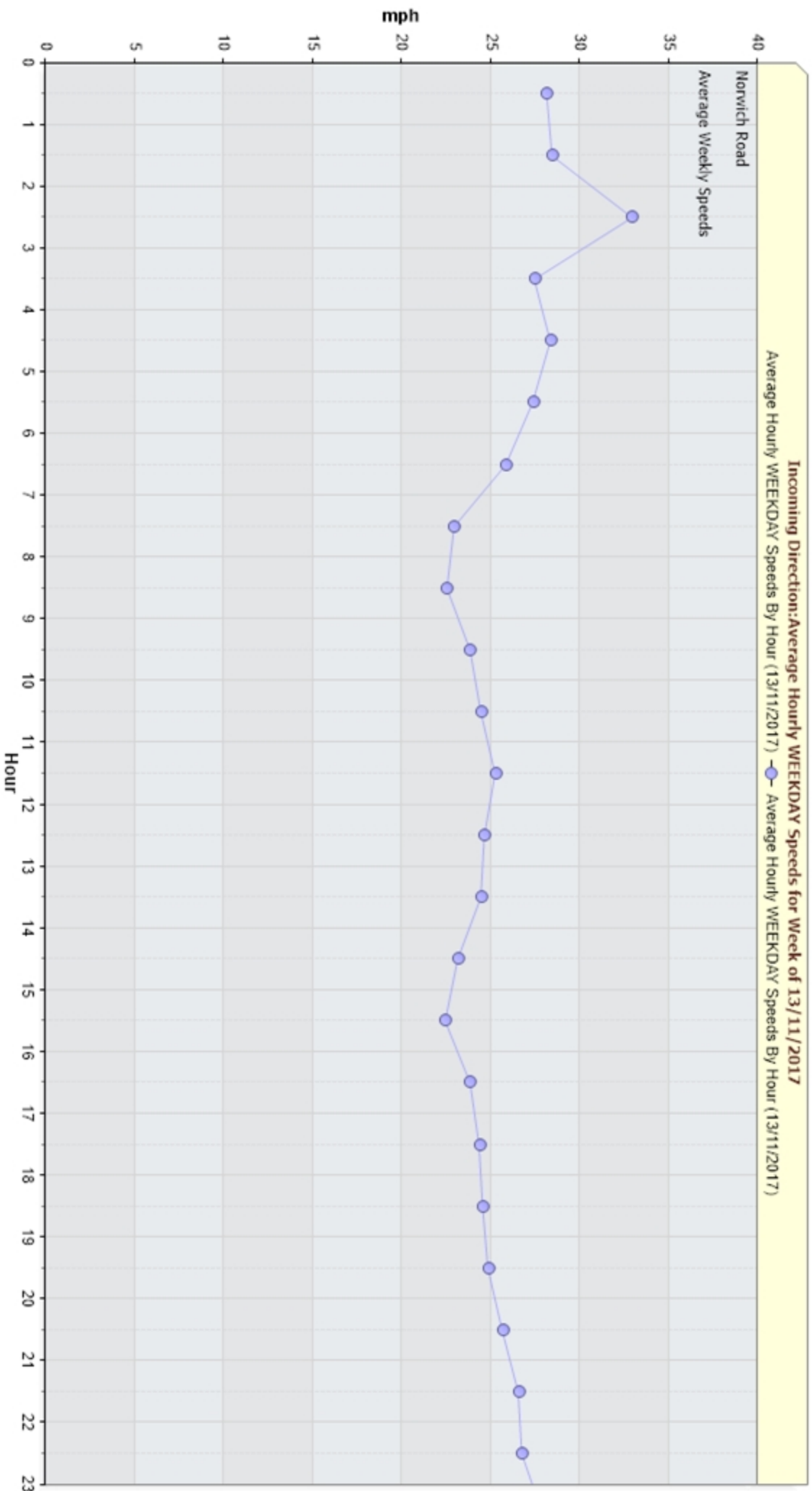
Incoming Direction Histogram

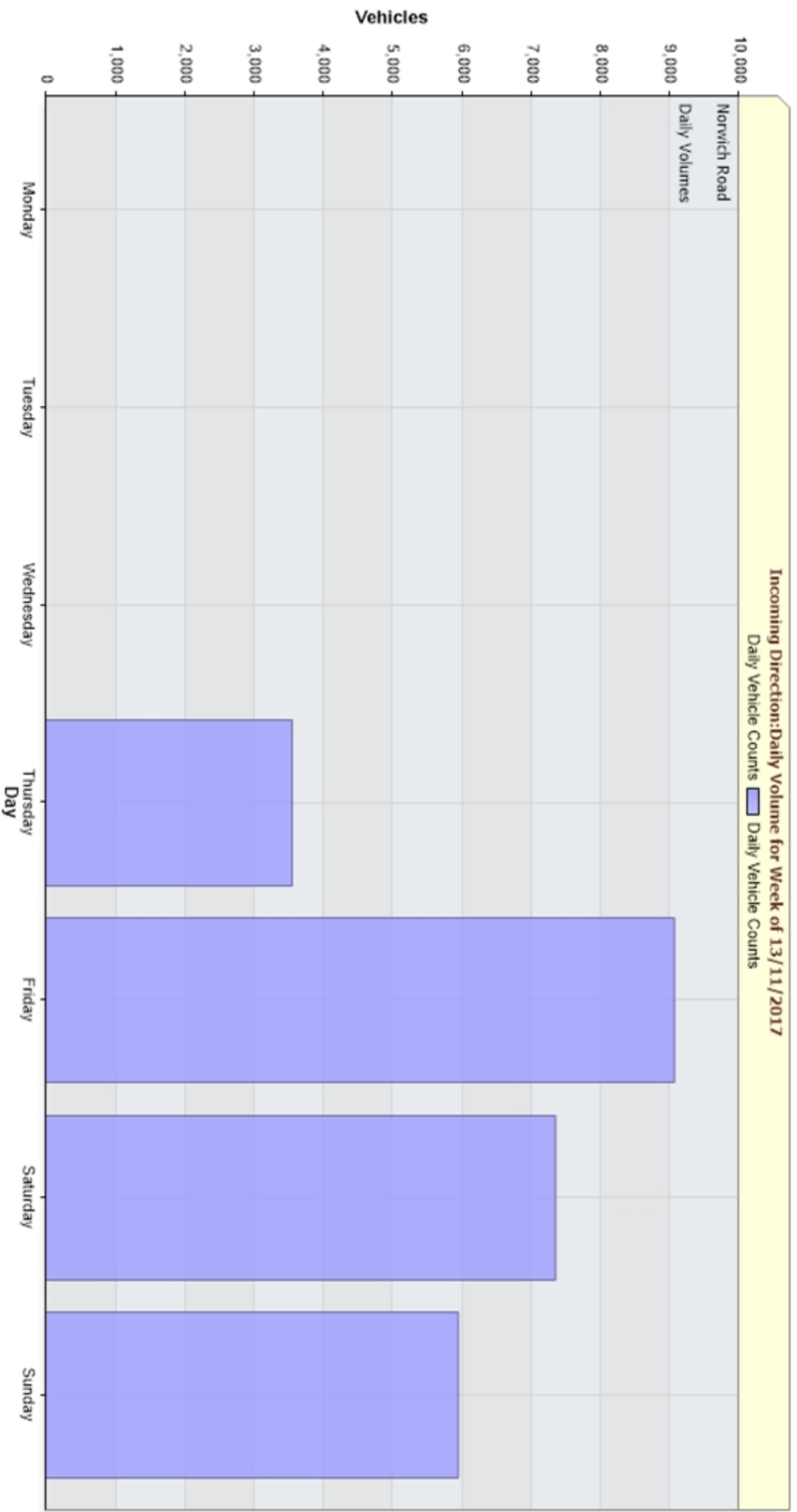
Norwich Road

from Thu-Nov-16-2017-01-00-PM to Thu-Dec-14-2017-12-59-PM

Date	Starting Hr:min	<15	15 to <20	20 to <25	25 to <30	30 to <35	35 to <40	40 to <45	45 to <50	50 to <55	55 to <60	60 to <65	65 to <70	70 to <75	75 to <80	80 to <85	85 to <90	90 to <95	95 to <100	100 to >105	Total Counts	85pct Speed	10mph Pace	% in pace	# of Speeders	% Speeders		
14/12/2017	00:00	3	9	5	5	2	0	0	0	0	0	0	0	0	0	0	0	0	0	0	24	28	20 to 30	79.2	2	8.3		
14/12/2017	01:00	0	2	5	11	4	0	0	0	0	0	0	0	0	0	0	0	0	0	0	22	31.2	25 to 35	90.9	4	18.2		
14/12/2017	02:00	1	1	5	3	0	0	0	0	0	0	0	0	0	0	0	0	0	0	0	10	26.7	20 to 30	90.0	*	*		
14/12/2017	03:00	0	1	6	10	2	0	0	0	0	0	0	0	0	0	0	0	0	0	0	19	29.5	25 to 35	94.7	2	10.5		
14/12/2017	04:00	0	4	9	19	4	0	0	0	0	0	0	0	0	0	0	0	0	0	0	36	29.7	20 to 30	88.9	4	11.1		
14/12/2017	05:00	0	3	42	66	11	0	1	0	0	0	0	0	0	0	0	0	0	0	0	123	29.5	25 to 35	96.7	12	9.8		
14/12/2017	06:00	1	15	156	191	14	0	0	0	0	0	0	0	0	0	0	0	0	0	0	377	28.9	20 to 30	96.0	14	3.7		
14/12/2017	07:00	46	231	443	103	6	0	1	0	0	0	0	0	0	0	0	0	0	0	0	830	24.8	20 to 30	93.6	7	0.8		
14/12/2017	08:00	72	275	333	189	13	2	0	0	0	0	0	0	0	0	0	0	0	0	0	884	26.9	20 to 30	90.2	15	1.7		
14/12/2017	09:00	21	78	288	271	15	1	0	0	0	0	0	0	0	0	0	0	0	0	0	674	28.4	20 to 30	94.5	16	2.4		
14/12/2017	10:00	5	51	300	279	25	2	1	0	0	0	0	0	0	0	0	0	0	0	0	663	28.7	20 to 30	95.0	28	4.2		
14/12/2017	11:00	3	5	35	37	2	0	0	0	0	0	0	0	0	0	0	0	0	0	0	82	28.6	20 to 30	93.9	2	2.4		
14/12/2017	12:00	0	0	0	0	0	0	0	0	0	0	0	0	0	0	0	0	0	0	0	0	0	0	*	*	*	*	
14/12/2017	13:00	*	*	*	*	*	*	*	*	*	*	*	*	*	*	*	*	*	*	*	*	*	*	*	*	*	*	*
14/12/2017	14:00	*	*	*	*	*	*	*	*	*	*	*	*	*	*	*	*	*	*	*	*	*	*	*	*	*	*	*
14/12/2017	15:00	*	*	*	*	*	*	*	*	*	*	*	*	*	*	*	*	*	*	*	*	*	*	*	*	*	*	*
14/12/2017	16:00	*	*	*	*	*	*	*	*	*	*	*	*	*	*	*	*	*	*	*	*	*	*	*	*	*	*	*
14/12/2017	17:00	*	*	*	*	*	*	*	*	*	*	*	*	*	*	*	*	*	*	*	*	*	*	*	*	*	*	*
14/12/2017	18:00	*	*	*	*	*	*	*	*	*	*	*	*	*	*	*	*	*	*	*	*	*	*	*	*	*	*	*
14/12/2017	19:00	*	*	*	*	*	*	*	*	*	*	*	*	*	*	*	*	*	*	*	*	*	*	*	*	*	*	*
14/12/2017	20:00	*	*	*	*	*	*	*	*	*	*	*	*	*	*	*	*	*	*	*	*	*	*	*	*	*	*	*
14/12/2017	21:00	*	*	*	*	*	*	*	*	*	*	*	*	*	*	*	*	*	*	*	*	*	*	*	*	*	*	*
14/12/2017	22:00	*	*	*	*	*	*	*	*	*	*	*	*	*	*	*	*	*	*	*	*	*	*	*	*	*	*	*
14/12/2017	23:00	*	*	*	*	*	*	*	*	*	*	*	*	*	*	*	*	*	*	*	*	*	*	*	*	*	*	*
24 Hr Summary		152	675	1627	1184	98	5	3	0	0	0	0	0	0	0	0	0	0	0	0	3744	28.1	20 to 30	93.1	106	2.8		







10,000

9,000

8,000

7,000

6,000

5,000

4,000

3,000

2,000

1,000

0

Norwich Road
Daily Volumes

Monday

Tuesday

Wednesday

Thursday
Day

Friday

Saturday

Sunday

Vehicles