

For Project: Caistor Lane
 Project Notes:
 Location/Name: Incoming Direction
 Report Generated: 22/09/2021 18:14
 Speed Intervals: 5 mph
 Time Intervals: Instant
 Traffic Report From: 14/08/2019 11:00:00 through 12/09/2019 11:59:59
 85th Percentile Speed: 33.2 mph
 85th Percentile Vehicles: 19840
 Max Speed: 70 mph on 23/08/2019 00:35:00
 Total Vehicles: 23341
 AADT: 803

Volumes - weekly counts

Time	5 Day	7 Day
Average Daily	801	774
AM Peak 07:00	51	56
PM Peak 04:00	78	72

Speed

Speed Limit: 30
 85th Percentile Speed: 33.2
 Average Speed: 23.14

	Monday	Tuesday	Wednesday	Thursday	Friday	Saturday	Sunday
Count over limit	603	707	752	991	1219	1030	882
% over limit	24.5	29.0	16.7	26.9	26.7	34.1	33.0
Avg Speeder	34.8	34.8	34.8	34.7	34.9	34.9	34.9

Day/Time Ending	85th pctl (mph)	85th pctl cnts	Total Cnts	Max Speed	Avg Speeder	% Speeders
14/08/2019 12:00:00 PM	31.9	28	33	35	32.5	24.2%
14/08/2019 01:00:00 PM	27.2	33	39	35	32.5	2.6%
14/08/2019 02:00:00 PM	17.5	105	123	30	0.0	0.0%
14/08/2019 03:00:00 PM	23.4	97	114	35	32.5	1.8%
14/08/2019 04:00:00 PM	22.8	119	140	35	32.5	5.0%
14/08/2019 05:00:00 PM	21.7	126	148	40	33.8	2.7%
14/08/2019 06:00:00 PM	25.4	71	84	35	32.5	2.4%
14/08/2019 07:00:00 PM	28.3	71	84	40	33.5	11.9%
14/08/2019 08:00:00 PM	24.8	42	50	40	35.8	6.0%
14/08/2019 09:00:00 PM	27.5	15	18	40	35.0	11.1%
14/08/2019 10:00:00 PM	23.6	17	20	30	0.0	0.0%
14/08/2019 11:00:00 PM	28.6	16	19	35	32.5	5.3%
15/08/2019 12:00:00 AM	22.5	33	39	40	35.0	5.1%
15/08/2019 01:00:00 AM	15.0	3	4	25	0.0	0.0%
15/08/2019 02:00:00 AM	30.0	1	1	30	0.0	0.0%
15/08/2019 03:00:00 AM	40.0	1	1	40	37.5	100.0%
15/08/2019 04:00:00 AM	0.0	0	0	0	0.0	0.0%
15/08/2019 05:00:00 AM	35.0	1	1	35	32.5	100.0%
15/08/2019 06:00:00 AM	30.0	4	5	40	37.5	20.0%
15/08/2019 07:00:00 AM	37.5	8	9	40	35.8	33.3%
15/08/2019 08:00:00 AM	28.8	30	35	35	32.5	11.4%
15/08/2019 09:00:00 AM	30.0	26	30	40	35.0	13.3%
15/08/2019 10:00:00 AM	25.0	44	52	35	32.5	5.8%
15/08/2019 11:00:00 AM	25.0	37	43	40	35.0	4.7%
15/08/2019 12:00:00 PM	23.7	50	59	30	0.0	0.0%
15/08/2019 01:00:00 PM	29.5	61	72	40	33.1	12.5%
15/08/2019 02:00:00 PM	33.1	61	72	45	34.6	26.4%
15/08/2019 03:00:00 PM	35.0	46	54	55	35.8	33.3%
15/08/2019 04:00:00 PM	35.7	54	64	50	36.2	35.9%
15/08/2019 05:00:00 PM	35.5	67	79	50	35.4	36.7%
15/08/2019 06:00:00 PM	32.9	76	89	45	33.5	28.1%
15/08/2019 07:00:00 PM	34.7	60	71	50	35.8	36.6%
15/08/2019 08:00:00 PM	35.0	53	62	45	35.6	33.9%
15/08/2019 09:00:00 PM	37.5	27	32	50	36.2	46.9%
15/08/2019 10:00:00 PM	33.3	20	23	40	34.5	21.7%
15/08/2019 11:00:00 PM	37.5	17	20	45	36.3	40.0%
16/08/2019 12:00:00 AM	50.0	3	4	60	52.5	50.0%
16/08/2019 01:00:00 AM	35.0	5	6	40	34.2	50.0%
16/08/2019 02:00:00 AM	0.0	0	0	0	0.0	0.0%
16/08/2019 03:00:00 AM	30.0	1	1	30	0.0	0.0%
16/08/2019 04:00:00 AM	0.0	0	0	0	0.0	0.0%
16/08/2019 05:00:00 AM	0.0	0	0	0	0.0	0.0%
16/08/2019 06:00:00 AM	50.0	3	3	50	42.5	66.7%
16/08/2019 07:00:00 AM	45.0	5	6	50	42.5	50.0%
16/08/2019 08:00:00 AM	37.5	28	33	50	35.7	51.5%
16/08/2019 09:00:00 AM	33.5	32	38	40	33.7	34.2%
16/08/2019 10:00:00 AM	33.8	38	45	50	35.2	28.9%
16/08/2019 11:00:00 AM	33.0	39	46	50	34.4	28.3%
16/08/2019 12:00:00 PM	32.0	55	65	40	32.8	24.6%

16/08/2019 01:00:00 PM	31.7	59	69	45	34.8	18.8%
16/08/2019 02:00:00 PM	36.7	52	61	50	36.8	32.8%
16/08/2019 03:00:00 PM	34.6	55	65	45	35.5	33.8%
16/08/2019 04:00:00 PM	30.0	92	108	40	33.1	14.8%
16/08/2019 05:00:00 PM	32.8	90	106	45	34.2	24.5%
16/08/2019 06:00:00 PM	34.0	98	115	55	35.1	31.3%
16/08/2019 07:00:00 PM	29.1	161	189	45	34.0	12.2%
16/08/2019 08:00:00 PM	33.6	66	78	55	35.2	28.2%
16/08/2019 09:00:00 PM	30.8	60	70	45	35.7	15.7%
16/08/2019 10:00:00 PM	11.4	172	202	35	32.5	0.5%
16/08/2019 11:00:00 PM	14.1	86	101	50	38.9	6.9%
17/08/2019 12:00:00 AM	9.9	97	114	40	33.8	3.5%
17/08/2019 01:00:00 AM	35.0	3	3	35	32.5	33.3%
17/08/2019 02:00:00 AM	35.0	4	5	55	37.5	80.0%
17/08/2019 03:00:00 AM	0.0	0	0	0	0.0	0.0%
17/08/2019 04:00:00 AM	40.0	3	3	40	37.5	33.3%
17/08/2019 05:00:00 AM	9.3	20	23	10	0.0	0.0%
17/08/2019 06:00:00 AM	30.0	1	1	30	0.0	0.0%
17/08/2019 07:00:00 AM	37.5	3	4	40	37.5	50.0%
17/08/2019 08:00:00 AM	40.0	10	12	45	37.5	50.0%
17/08/2019 09:00:00 AM	39.0	30	35	45	36.8	42.9%
17/08/2019 10:00:00 AM	34.4	30	35	40	34.0	37.1%
17/08/2019 11:00:00 AM	33.5	52	61	60	34.0	37.7%
17/08/2019 12:00:00 PM	33.1	51	60	45	33.6	31.7%
17/08/2019 01:00:00 PM	32.6	56	66	45	33.3	28.8%
17/08/2019 02:00:00 PM	33.9	65	76	50	34.3	32.9%
17/08/2019 03:00:00 PM	33.1	33	39	45	34.3	28.2%
17/08/2019 04:00:00 PM	35.6	42	49	40	34.1	51.0%
17/08/2019 05:00:00 PM	34.3	53	62	45	34.4	33.9%
17/08/2019 06:00:00 PM	36.7	71	84	55	35.4	51.2%
17/08/2019 07:00:00 PM	39.3	36	42	50	37.0	47.6%
17/08/2019 08:00:00 PM	35.8	34	40	45	35.6	32.5%
17/08/2019 09:00:00 PM	33.3	18	21	40	34.5	23.8%
17/08/2019 10:00:00 PM	36.7	16	19	50	36.8	36.8%
17/08/2019 11:00:00 PM	37.5	13	15	45	36.5	33.3%
18/08/2019 12:00:00 AM	36.7	10	12	40	35.5	41.7%
18/08/2019 01:00:00 AM	30.0	8	9	35	32.5	11.1%
18/08/2019 02:00:00 AM	45.0	4	5	55	47.5	40.0%
18/08/2019 03:00:00 AM	0.0	0	0	0	0.0	0.0%
18/08/2019 04:00:00 AM	50.0	1	1	50	47.5	100.0%
18/08/2019 05:00:00 AM	0.0	0	0	0	0.0	0.0%
18/08/2019 06:00:00 AM	45.0	4	5	50	45.0	40.0%
18/08/2019 07:00:00 AM	45.0	3	4	50	45.0	50.0%
18/08/2019 08:00:00 AM	40.0	8	9	50	39.2	33.3%
18/08/2019 09:00:00 AM	35.0	11	13	45	35.5	38.5%
18/08/2019 10:00:00 AM	36.2	17	20	40	35.4	35.0%
18/08/2019 11:00:00 AM	33.8	38	45	40	33.7	37.8%
18/08/2019 12:00:00 PM	28.8	157	185	45	33.8	12.4%
18/08/2019 01:00:00 PM	35.7	58	68	55	35.2	48.5%
18/08/2019 02:00:00 PM	33.5	40	47	45	33.8	34.0%

18/08/2019 03:00:00 PM	33.9	46	54	50	34.1	40.7%
18/08/2019 04:00:00 PM	32.7	48	57	50	34.1	28.1%
18/08/2019 05:00:00 PM	32.1	49	58	40	33.2	24.1%
18/08/2019 06:00:00 PM	33.6	43	51	45	34.4	31.4%
18/08/2019 07:00:00 PM	33.0	42	50	40	33.1	34.0%
18/08/2019 08:00:00 PM	34.1	33	39	40	33.8	38.5%
18/08/2019 09:00:00 PM	38.8	19	22	45	36.5	45.5%
18/08/2019 10:00:00 PM	33.3	10	12	40	33.8	33.3%
18/08/2019 11:00:00 PM	32.5	8	9	35	32.5	22.2%
19/08/2019 12:00:00 AM	47.5	4	5	50	42.5	60.0%
19/08/2019 01:00:00 AM	30.0	2	2	30	0.0	0.0%
19/08/2019 02:00:00 AM	45.0	2	2	45	42.5	50.0%
19/08/2019 03:00:00 AM	0.0	0	0	0	0.0	0.0%
19/08/2019 04:00:00 AM	45.0	1	1	45	42.5	100.0%
19/08/2019 05:00:00 AM	0.0	0	0	0	0.0	0.0%
19/08/2019 06:00:00 AM	40.0	2	2	40	37.5	50.0%
19/08/2019 07:00:00 AM	33.3	8	10	45	35.0	40.0%
19/08/2019 08:00:00 AM	36.7	22	26	50	38.2	26.9%
19/08/2019 09:00:00 AM	35.0	35	41	40	35.0	29.3%
19/08/2019 10:00:00 AM	33.1	31	37	40	33.9	29.7%
19/08/2019 11:00:00 AM	36.4	32	38	45	35.0	47.4%
19/08/2019 12:00:00 PM	33.5	42	49	50	34.4	32.7%
19/08/2019 01:00:00 PM	33.8	44	52	40	33.9	34.6%
19/08/2019 02:00:00 PM	14.3	181	213	45	34.8	5.2%
19/08/2019 03:00:00 PM	29.5	66	78	40	33.1	11.5%
19/08/2019 04:00:00 PM	28.0	165	194	45	33.9	10.8%
19/08/2019 05:00:00 PM	33.4	76	90	50	34.4	30.0%
19/08/2019 06:00:00 PM	33.1	85	100	45	33.7	30.0%
19/08/2019 07:00:00 PM	34.7	48	57	45	34.5	47.4%
19/08/2019 08:00:00 PM	32.9	32	38	40	32.9	34.2%
19/08/2019 09:00:00 PM	30.0	26	31	40	34.5	16.1%
19/08/2019 10:00:00 PM	33.8	14	16	40	33.5	31.3%
19/08/2019 11:00:00 PM	35.0	5	6	40	34.2	50.0%
20/08/2019 12:00:00 AM	25.0	3	4	30	0.0	0.0%
20/08/2019 01:00:00 AM	32.5	5	6	35	32.5	33.3%
20/08/2019 02:00:00 AM	30.0	1	1	30	0.0	0.0%
20/08/2019 03:00:00 AM	42.5	3	4	45	39.2	75.0%
20/08/2019 04:00:00 AM	0.0	0	0	0	0.0	0.0%
20/08/2019 05:00:00 AM	45.0	2	2	45	40.0	100.0%
20/08/2019 06:00:00 AM	15.0	5	6	40	37.5	16.7%
20/08/2019 07:00:00 AM	40.0	10	12	50	38.3	50.0%
20/08/2019 08:00:00 AM	35.0	21	25	45	35.8	36.0%
20/08/2019 09:00:00 AM	32.9	31	36	40	33.6	25.0%
20/08/2019 10:00:00 AM	35.8	31	36	40	34.6	38.9%
20/08/2019 11:00:00 AM	32.2	44	52	45	34.2	23.1%
20/08/2019 12:00:00 PM	29.3	43	51	40	34.5	9.8%
20/08/2019 01:00:00 PM	31.4	60	71	45	33.9	19.7%
20/08/2019 02:00:00 PM	31.7	52	61	50	34.6	19.7%
20/08/2019 03:00:00 PM	32.5	35	41	45	34.7	22.0%
20/08/2019 04:00:00 PM	33.4	50	59	45	33.8	33.9%

20/08/2019 05:00:00 PM	34.3	74	87	45	34.8	37.9%
20/08/2019 06:00:00 PM	34.8	88	103	60	35.3	45.6%
20/08/2019 07:00:00 PM	33.1	64	75	45	34.4	28.0%
20/08/2019 08:00:00 PM	35.0	31	37	45	35.8	32.4%
20/08/2019 09:00:00 PM	33.3	29	34	40	35.4	20.6%
20/08/2019 10:00:00 PM	35.0	20	23	50	35.0	43.5%
20/08/2019 11:00:00 PM	37.5	7	8	40	37.5	25.0%
21/08/2019 12:00:00 AM	38.8	6	7	40	36.5	71.4%
21/08/2019 01:00:00 AM	45.0	1	1	45	42.5	100.0%
21/08/2019 02:00:00 AM	0.0	0	0	0	0.0	0.0%
21/08/2019 03:00:00 AM	0.0	0	0	0	0.0	0.0%
21/08/2019 04:00:00 AM	0.0	0	0	0	0.0	0.0%
21/08/2019 05:00:00 AM	0.0	0	0	0	0.0	0.0%
21/08/2019 06:00:00 AM	35.0	4	5	45	37.5	40.0%
21/08/2019 07:00:00 AM	40.0	3	3	40	34.2	100.0%
21/08/2019 08:00:00 AM	42.0	15	18	45	39.2	50.0%
21/08/2019 09:00:00 AM	36.7	35	41	55	36.9	41.5%
21/08/2019 10:00:00 AM	36.0	35	41	45	36.3	29.3%
21/08/2019 11:00:00 AM	33.0	37	43	40	33.3	27.9%
21/08/2019 12:00:00 PM	33.1	37	44	50	35.4	27.3%
21/08/2019 01:00:00 PM	34.1	47	55	45	34.9	30.9%
21/08/2019 02:00:00 PM	33.7	42	50	45	34.1	38.0%
21/08/2019 03:00:00 PM	33.4	53	62	45	33.4	35.5%
21/08/2019 04:00:00 PM	32.2	48	56	45	34.2	21.4%
21/08/2019 05:00:00 PM	33.5	82	97	40	33.8	32.0%
21/08/2019 06:00:00 PM	31.5	104	122	40	33.3	19.7%
21/08/2019 07:00:00 PM	33.3	56	66	45	34.4	27.3%
21/08/2019 08:00:00 PM	38.0	30	35	45	35.4	54.3%
21/08/2019 09:00:00 PM	34.3	34	40	45	33.8	47.5%
21/08/2019 10:00:00 PM	40.0	20	23	50	37.5	34.8%
21/08/2019 11:00:00 PM	38.3	12	14	45	36.7	42.9%
22/08/2019 12:00:00 AM	40.0	5	6	45	40.0	33.3%
22/08/2019 01:00:00 AM	25.0	3	4	35	32.5	25.0%
22/08/2019 02:00:00 AM	40.0	3	3	40	35.0	66.7%
22/08/2019 03:00:00 AM	0.0	0	0	0	0.0	0.0%
22/08/2019 04:00:00 AM	45.0	1	1	45	42.5	100.0%
22/08/2019 05:00:00 AM	0.0	0	0	0	0.0	0.0%
22/08/2019 06:00:00 AM	20.0	3	4	30	0.0	0.0%
22/08/2019 07:00:00 AM	30.0	7	8	35	32.5	12.5%
22/08/2019 08:00:00 AM	36.7	21	25	45	37.5	28.0%
22/08/2019 09:00:00 AM	33.6	41	48	40	33.8	31.3%
22/08/2019 10:00:00 AM	34.2	50	59	40	33.8	40.7%
22/08/2019 11:00:00 AM	32.7	51	60	40	33.8	25.0%
22/08/2019 12:00:00 PM	32.7	51	60	45	33.8	26.7%
22/08/2019 01:00:00 PM	34.2	41	48	50	34.7	37.5%
22/08/2019 02:00:00 PM	34.6	46	54	60	36.0	37.0%
22/08/2019 03:00:00 PM	33.8	54	63	50	35.1	30.2%
22/08/2019 04:00:00 PM	34.0	60	70	50	35.2	31.4%
22/08/2019 05:00:00 PM	33.6	50	59	40	33.8	32.2%
22/08/2019 06:00:00 PM	33.1	84	99	45	33.6	32.3%

22/08/2019 07:00:00 PM	36.9	58	68	50	35.6	47.1%
22/08/2019 08:00:00 PM	36.0	39	46	50	35.8	43.5%
22/08/2019 09:00:00 PM	36.2	35	41	50	36.7	31.7%
22/08/2019 10:00:00 PM	34.4	21	25	45	34.3	44.0%
22/08/2019 11:00:00 PM	36.7	12	14	40	34.6	50.0%
23/08/2019 12:00:00 AM	45.0	8	9	50	39.5	55.6%
23/08/2019 01:00:00 AM	70.0	3	3	70	50.0	66.7%
23/08/2019 02:00:00 AM	40.0	1	1	40	37.5	100.0%
23/08/2019 03:00:00 AM	0.0	0	0	0	0.0	0.0%
23/08/2019 04:00:00 AM	35.0	1	1	35	32.5	100.0%
23/08/2019 05:00:00 AM	50.0	2	2	50	40.0	100.0%
23/08/2019 06:00:00 AM	10.0	1	1	10	0.0	0.0%
23/08/2019 07:00:00 AM	50.0	14	16	60	41.9	56.3%
23/08/2019 08:00:00 AM	39.0	16	19	50	36.3	68.4%
23/08/2019 09:00:00 AM	35.0	24	28	45	35.0	35.7%
23/08/2019 10:00:00 AM	33.1	32	38	45	34.3	28.9%
23/08/2019 11:00:00 AM	33.9	26	30	55	34.8	36.7%
23/08/2019 12:00:00 PM	33.9	49	58	45	34.2	41.4%
23/08/2019 01:00:00 PM	34.6	53	62	45	33.8	50.0%
23/08/2019 02:00:00 PM	35.0	53	62	50	35.8	33.9%
23/08/2019 03:00:00 PM	32.7	48	56	55	34.2	26.8%
23/08/2019 04:00:00 PM	33.9	56	66	50	34.1	37.9%
23/08/2019 05:00:00 PM	33.3	77	91	45	33.7	31.9%
23/08/2019 06:00:00 PM	34.5	84	99	45	34.4	42.4%
23/08/2019 07:00:00 PM	37.2	54	63	45	35.4	46.0%
23/08/2019 08:00:00 PM	37.1	42	49	50	36.2	38.8%
23/08/2019 09:00:00 PM	34.4	30	35	45	35.0	34.3%
23/08/2019 10:00:00 PM	32.5	16	19	45	36.3	21.1%
23/08/2019 11:00:00 PM	37.5	9	11	45	35.8	54.5%
24/08/2019 12:00:00 AM	45.0	5	6	55	45.8	50.0%
24/08/2019 01:00:00 AM	35.0	5	6	45	37.5	33.3%
24/08/2019 02:00:00 AM	40.0	2	2	40	35.0	100.0%
24/08/2019 03:00:00 AM	0.0	0	0	0	0.0	0.0%
24/08/2019 04:00:00 AM	0.0	0	0	0	0.0	0.0%
24/08/2019 05:00:00 AM	0.0	0	0	0	0.0	0.0%
24/08/2019 06:00:00 AM	40.0	2	2	40	37.5	50.0%
24/08/2019 07:00:00 AM	35.0	3	3	35	32.5	33.3%
24/08/2019 08:00:00 AM	35.0	10	12	50	35.4	58.3%
24/08/2019 09:00:00 AM	35.0	19	22	40	34.4	36.4%
24/08/2019 10:00:00 AM	36.4	34	40	45	35.1	42.5%
24/08/2019 11:00:00 AM	34.6	46	54	45	34.5	37.0%
24/08/2019 12:00:00 PM	34.3	66	78	50	35.7	32.1%
24/08/2019 01:00:00 PM	33.6	80	94	45	34.2	31.9%
24/08/2019 02:00:00 PM	40.0	50	59	65	36.8	62.7%
24/08/2019 03:00:00 PM	35.6	50	59	45	34.8	40.7%
24/08/2019 04:00:00 PM	34.2	52	61	45	35.1	31.1%
24/08/2019 05:00:00 PM	34.2	43	51	50	34.9	37.3%
24/08/2019 06:00:00 PM	34.7	32	38	50	34.3	52.6%
24/08/2019 07:00:00 PM	35.7	46	54	50	35.0	44.4%
24/08/2019 08:00:00 PM	34.4	27	32	45	35.0	37.5%

24/08/2019 09:00:00 PM	33.8	30	35	40	35.0	22.9%
24/08/2019 10:00:00 PM	36.2	25	29	45	35.8	31.0%
24/08/2019 11:00:00 PM	32.5	12	14	40	34.2	21.4%
25/08/2019 12:00:00 AM	35.0	8	9	45	35.0	44.4%
25/08/2019 01:00:00 AM	32.5	3	4	35	32.5	50.0%
25/08/2019 02:00:00 AM	32.5	5	6	35	32.5	33.3%
25/08/2019 03:00:00 AM	45.0	3	3	45	37.5	66.7%
25/08/2019 04:00:00 AM	0.0	0	0	0	0.0	0.0%
25/08/2019 05:00:00 AM	45.0	1	1	45	42.5	100.0%
25/08/2019 06:00:00 AM	40.0	2	2	40	37.5	50.0%
25/08/2019 07:00:00 AM	30.0	2	2	30	0.0	0.0%
25/08/2019 08:00:00 AM	35.0	7	8	45	35.8	37.5%
25/08/2019 09:00:00 AM	29.4	14	17	40	35.0	11.8%
25/08/2019 10:00:00 AM	32.5	31	37	35	32.5	32.4%
25/08/2019 11:00:00 AM	33.5	59	69	45	33.9	31.9%
25/08/2019 12:00:00 PM	33.6	65	77	45	34.5	28.6%
25/08/2019 01:00:00 PM	33.9	58	68	45	33.8	39.7%
25/08/2019 02:00:00 PM	34.8	46	54	60	34.8	51.9%
25/08/2019 03:00:00 PM	35.0	50	59	45	35.9	32.2%
25/08/2019 04:00:00 PM	33.8	75	88	40	33.4	38.6%
25/08/2019 05:00:00 PM	34.4	37	43	45	34.8	30.2%
25/08/2019 06:00:00 PM	34.5	28	33	60	35.7	42.4%
25/08/2019 07:00:00 PM	36.2	22	26	45	35.5	38.5%
25/08/2019 08:00:00 PM	35.0	24	28	45	34.3	50.0%
25/08/2019 09:00:00 PM	32.5	33	39	40	33.5	25.6%
25/08/2019 10:00:00 PM	36.7	11	13	40	35.5	38.5%
25/08/2019 11:00:00 PM	41.7	8	10	45	38.5	50.0%
26/08/2019 12:00:00 AM	55.0	5	6	60	42.5	83.3%
26/08/2019 01:00:00 AM	0.0	0	0	0	0.0	0.0%
26/08/2019 02:00:00 AM	0.0	0	0	0	0.0	0.0%
26/08/2019 03:00:00 AM	0.0	0	0	0	0.0	0.0%
26/08/2019 04:00:00 AM	0.0	0	0	0	0.0	0.0%
26/08/2019 05:00:00 AM	0.0	0	0	0	0.0	0.0%
26/08/2019 06:00:00 AM	0.0	0	0	0	0.0	0.0%
26/08/2019 07:00:00 AM	0.0	0	0	0	0.0	0.0%
26/08/2019 08:00:00 AM	0.0	0	0	0	0.0	0.0%
26/08/2019 09:00:00 AM	0.0	0	0	0	0.0	0.0%
26/08/2019 10:00:00 AM	0.0	0	0	0	0.0	0.0%
26/08/2019 11:00:00 AM	20.0	2	2	20	0.0	0.0%
26/08/2019 12:00:00 PM	15.0	1	1	15	0.0	0.0%
26/08/2019 01:00:00 PM	0.0	0	0	0	0.0	0.0%
26/08/2019 02:00:00 PM	0.0	0	0	0	0.0	0.0%
26/08/2019 03:00:00 PM	0.0	0	0	0	0.0	0.0%
26/08/2019 04:00:00 PM	20.0	1	1	20	0.0	0.0%
26/08/2019 05:00:00 PM	0.0	0	0	0	0.0	0.0%
26/08/2019 06:00:00 PM	0.0	0	0	0	0.0	0.0%
26/08/2019 07:00:00 PM	0.0	0	0	0	0.0	0.0%
26/08/2019 08:00:00 PM	0.0	0	0	0	0.0	0.0%
26/08/2019 09:00:00 PM	0.0	0	0	0	0.0	0.0%
26/08/2019 10:00:00 PM	0.0	0	0	0	0.0	0.0%

26/08/2019 11:00:00 PM	0.0	0	0	0	0.0	0.0%
27/08/2019 12:00:00 AM	0.0	0	0	0	0.0	0.0%
27/08/2019 01:00:00 AM	20.0	1	1	20	0.0	0.0%
27/08/2019 02:00:00 AM	0.0	0	0	0	0.0	0.0%
27/08/2019 03:00:00 AM	0.0	0	0	0	0.0	0.0%
27/08/2019 04:00:00 AM	0.0	0	0	0	0.0	0.0%
27/08/2019 05:00:00 AM	0.0	0	0	0	0.0	0.0%
27/08/2019 06:00:00 AM	0.0	0	0	0	0.0	0.0%
27/08/2019 07:00:00 AM	0.0	0	0	0	0.0	0.0%
27/08/2019 08:00:00 AM	0.0	0	0	0	0.0	0.0%
27/08/2019 09:00:00 AM	0.0	0	0	0	0.0	0.0%
27/08/2019 10:00:00 AM	0.0	0	0	0	0.0	0.0%
27/08/2019 11:00:00 AM	20.0	2	2	20	0.0	0.0%
27/08/2019 12:00:00 PM	0.0	0	0	0	0.0	0.0%
27/08/2019 01:00:00 PM	0.0	0	0	0	0.0	0.0%
27/08/2019 02:00:00 PM	20.0	1	1	20	0.0	0.0%
27/08/2019 03:00:00 PM	15.0	1	1	15	0.0	0.0%
27/08/2019 04:00:00 PM	20.0	2	2	20	0.0	0.0%
27/08/2019 05:00:00 PM	0.0	0	0	0	0.0	0.0%
27/08/2019 06:00:00 PM	0.0	0	0	0	0.0	0.0%
27/08/2019 07:00:00 PM	0.0	0	0	0	0.0	0.0%
27/08/2019 08:00:00 PM	0.0	0	0	0	0.0	0.0%
27/08/2019 09:00:00 PM	0.0	0	0	0	0.0	0.0%
27/08/2019 10:00:00 PM	0.0	0	0	0	0.0	0.0%
27/08/2019 11:00:00 PM	0.0	0	0	0	0.0	0.0%
28/08/2019 12:00:00 AM	0.0	0	0	0	0.0	0.0%
28/08/2019 01:00:00 AM	0.0	0	0	0	0.0	0.0%
28/08/2019 02:00:00 AM	0.0	0	0	0	0.0	0.0%
28/08/2019 03:00:00 AM	0.0	0	0	0	0.0	0.0%
28/08/2019 04:00:00 AM	0.0	0	0	0	0.0	0.0%
28/08/2019 05:00:00 AM	0.0	0	0	0	0.0	0.0%
28/08/2019 06:00:00 AM	0.0	0	0	0	0.0	0.0%
28/08/2019 07:00:00 AM	0.0	0	0	0	0.0	0.0%
28/08/2019 08:00:00 AM	20.0	3	3	20	0.0	0.0%
28/08/2019 09:00:00 AM	12.5	22	26	20	0.0	0.0%
28/08/2019 10:00:00 AM	16.7	14	16	20	0.0	0.0%
28/08/2019 11:00:00 AM	10.0	4	5	15	0.0	0.0%
28/08/2019 12:00:00 PM	9.8	40	47	15	0.0	0.0%
28/08/2019 01:00:00 PM	9.3	106	125	20	0.0	0.0%
28/08/2019 02:00:00 PM	0.0	0	0	0	0.0	0.0%
28/08/2019 03:00:00 PM	0.0	0	0	0	0.0	0.0%
28/08/2019 04:00:00 PM	20.0	1	1	20	0.0	0.0%
28/08/2019 05:00:00 PM	0.0	0	0	0	0.0	0.0%
28/08/2019 06:00:00 PM	15.0	2	2	15	0.0	0.0%
28/08/2019 07:00:00 PM	9.3	6	7	10	0.0	0.0%
28/08/2019 08:00:00 PM	25.0	1	1	25	0.0	0.0%
28/08/2019 09:00:00 PM	15.0	1	1	15	0.0	0.0%
28/08/2019 10:00:00 PM	0.0	0	0	0	0.0	0.0%
28/08/2019 11:00:00 PM	0.0	0	0	0	0.0	0.0%
29/08/2019 12:00:00 AM	20.0	1	1	20	0.0	0.0%

29/08/2019 01:00:00 AM	0.0	0	0	0	0.0	0.0%
29/08/2019 02:00:00 AM	0.0	0	0	0	0.0	0.0%
29/08/2019 03:00:00 AM	0.0	0	0	0	0.0	0.0%
29/08/2019 04:00:00 AM	0.0	0	0	0	0.0	0.0%
29/08/2019 05:00:00 AM	0.0	0	0	0	0.0	0.0%
29/08/2019 06:00:00 AM	0.0	0	0	0	0.0	0.0%
29/08/2019 07:00:00 AM	0.0	0	0	0	0.0	0.0%
29/08/2019 08:00:00 AM	18.3	3	4	20	0.0	0.0%
29/08/2019 09:00:00 AM	18.3	3	4	20	0.0	0.0%
29/08/2019 10:00:00 AM	20.0	1	1	20	0.0	0.0%
29/08/2019 11:00:00 AM	20.0	2	2	20	0.0	0.0%
29/08/2019 12:00:00 PM	20.0	1	1	20	0.0	0.0%
29/08/2019 01:00:00 PM	10.0	1	1	10	0.0	0.0%
29/08/2019 02:00:00 PM	30.0	20	23	45	37.5	13.0%
29/08/2019 03:00:00 PM	30.0	47	55	40	33.8	14.5%
29/08/2019 04:00:00 PM	32.2	48	57	45	34.4	22.8%
29/08/2019 05:00:00 PM	34.5	71	83	45	34.4	34.9%
29/08/2019 06:00:00 PM	32.7	68	80	45	34.3	23.8%
29/08/2019 07:00:00 PM	32.1	46	54	45	35.7	20.4%
29/08/2019 08:00:00 PM	33.9	42	49	45	33.9	36.7%
29/08/2019 09:00:00 PM	33.8	30	35	50	36.9	22.9%
29/08/2019 10:00:00 PM	35.0	16	19	55	38.5	26.3%
29/08/2019 11:00:00 PM	33.3	11	13	45	35.0	30.8%
30/08/2019 12:00:00 AM	35.0	7	8	45	35.8	37.5%
30/08/2019 01:00:00 AM	30.0	3	4	40	37.5	25.0%
30/08/2019 02:00:00 AM	0.0	0	0	0	0.0	0.0%
30/08/2019 03:00:00 AM	45.0	2	2	45	40.0	100.0%
30/08/2019 04:00:00 AM	0.0	0	0	0	0.0	0.0%
30/08/2019 05:00:00 AM	0.0	0	0	0	0.0	0.0%
30/08/2019 06:00:00 AM	40.0	3	3	40	37.5	33.3%
30/08/2019 07:00:00 AM	40.0	10	12	55	42.5	33.3%
30/08/2019 08:00:00 AM	36.2	21	25	45	35.5	40.0%
30/08/2019 09:00:00 AM	35.0	46	54	55	36.8	25.9%
30/08/2019 10:00:00 AM	32.7	37	44	45	34.0	29.5%
30/08/2019 11:00:00 AM	33.0	46	54	50	35.0	25.9%
30/08/2019 12:00:00 PM	33.8	55	65	40	34.3	29.2%
30/08/2019 01:00:00 PM	33.0	33	39	45	33.8	30.8%
30/08/2019 02:00:00 PM	33.5	38	45	40	33.0	42.2%
30/08/2019 03:00:00 PM	32.5	46	54	45	34.4	24.1%
30/08/2019 04:00:00 PM	32.9	50	59	45	33.7	28.8%
30/08/2019 05:00:00 PM	33.0	75	88	45	33.9	28.4%
30/08/2019 06:00:00 PM	34.0	71	84	45	34.2	34.5%
30/08/2019 07:00:00 PM	31.9	67	79	45	33.3	22.8%
30/08/2019 08:00:00 PM	31.2	47	55	40	35.3	16.4%
30/08/2019 09:00:00 PM	32.5	22	26	65	38.3	23.1%
30/08/2019 10:00:00 PM	32.9	15	18	35	32.5	38.9%
30/08/2019 11:00:00 PM	40.0	11	13	45	37.5	38.5%
31/08/2019 12:00:00 AM	37.5	12	14	50	38.8	28.6%
31/08/2019 01:00:00 AM	31.7	10	12	35	32.5	25.0%
31/08/2019 02:00:00 AM	30.0	2	2	30	0.0	0.0%

31/08/2019 03:00:00 AM	30.0	1	1	30	0.0	0.0%
31/08/2019 04:00:00 AM	25.0	1	1	25	0.0	0.0%
31/08/2019 05:00:00 AM	0.0	0	0	0	0.0	0.0%
31/08/2019 06:00:00 AM	32.5	3	4	35	32.5	50.0%
31/08/2019 07:00:00 AM	35.0	2	2	35	32.5	50.0%
31/08/2019 08:00:00 AM	29.0	15	18	35	32.5	11.1%
31/08/2019 09:00:00 AM	33.3	26	30	40	33.8	26.7%
31/08/2019 10:00:00 AM	33.8	36	42	40	34.2	28.6%
31/08/2019 11:00:00 AM	29.6	58	68	45	33.8	11.8%
31/08/2019 12:00:00 PM	32.0	45	53	45	33.8	22.6%
31/08/2019 01:00:00 PM	35.0	48	56	40	34.2	42.9%
31/08/2019 02:00:00 PM	32.5	57	67	40	33.4	25.4%
31/08/2019 03:00:00 PM	33.2	60	71	50	34.5	28.2%
31/08/2019 04:00:00 PM	33.8	37	44	45	34.0	38.6%
31/08/2019 05:00:00 PM	33.8	57	67	55	34.5	32.8%
31/08/2019 06:00:00 PM	34.1	52	61	45	34.3	36.1%
31/08/2019 07:00:00 PM	32.9	35	41	45	34.5	24.4%
31/08/2019 08:00:00 PM	32.5	25	29	40	33.2	24.1%
31/08/2019 09:00:00 PM	37.5	14	17	45	38.5	29.4%
31/08/2019 10:00:00 PM	33.1	20	24	40	33.1	37.5%
31/08/2019 11:00:00 PM	45.0	17	20	55	44.2	30.0%
01/09/2019 12:00:00 AM	35.0	8	9	45	35.8	33.3%
01/09/2019 01:00:00 AM	37.5	3	4	40	37.5	50.0%
01/09/2019 02:00:00 AM	30.0	1	1	30	0.0	0.0%
01/09/2019 03:00:00 AM	0.0	0	0	0	0.0	0.0%
01/09/2019 04:00:00 AM	40.0	1	1	40	37.5	100.0%
01/09/2019 05:00:00 AM	25.0	2	2	25	0.0	0.0%
01/09/2019 06:00:00 AM	25.0	3	3	25	0.0	0.0%
01/09/2019 07:00:00 AM	10.0	1	1	10	0.0	0.0%
01/09/2019 08:00:00 AM	47.5	7	8	50	47.5	25.0%
01/09/2019 09:00:00 AM	37.0	21	25	45	35.7	44.0%
01/09/2019 10:00:00 AM	31.7	21	25	50	37.5	20.0%
01/09/2019 11:00:00 AM	32.5	43	51	40	33.7	25.5%
01/09/2019 12:00:00 PM	33.2	51	60	45	34.4	26.7%
01/09/2019 01:00:00 PM	32.0	48	57	35	32.5	26.3%
01/09/2019 02:00:00 PM	33.1	42	49	40	34.2	24.5%
01/09/2019 03:00:00 PM	33.5	48	56	40	34.2	26.8%
01/09/2019 04:00:00 PM	34.0	60	70	40	33.6	38.6%
01/09/2019 05:00:00 PM	32.9	48	57	45	34.7	28.1%
01/09/2019 06:00:00 PM	33.6	39	46	55	34.3	37.0%
01/09/2019 07:00:00 PM	35.0	25	29	40	35.8	20.7%
01/09/2019 08:00:00 PM	36.7	22	26	45	35.7	42.3%
01/09/2019 09:00:00 PM	36.7	15	18	50	37.5	33.3%
01/09/2019 10:00:00 PM	37.5	4	5	40	37.5	40.0%
01/09/2019 11:00:00 PM	35.0	10	12	55	44.2	25.0%
02/09/2019 12:00:00 AM	40.0	3	3	40	37.5	33.3%
02/09/2019 01:00:00 AM	35.0	2	2	35	32.5	100.0%
02/09/2019 02:00:00 AM	0.0	0	0	0	0.0	0.0%
02/09/2019 03:00:00 AM	25.0	1	1	25	0.0	0.0%
02/09/2019 04:00:00 AM	40.0	1	1	40	37.5	100.0%

02/09/2019 05:00:00 AM	0.0	0	0	0	0.0	0.0%
02/09/2019 06:00:00 AM	10.0	3	4	25	0.0	0.0%
02/09/2019 07:00:00 AM	20.0	8	10	35	32.5	20.0%
02/09/2019 08:00:00 AM	31.7	33	39	55	37.5	17.9%
02/09/2019 09:00:00 AM	37.9	34	40	45	37.9	30.0%
02/09/2019 10:00:00 AM	34.5	29	34	55	35.8	44.1%
02/09/2019 11:00:00 AM	32.9	34	40	45	33.3	32.5%
02/09/2019 12:00:00 PM	33.2	41	48	40	33.6	29.2%
02/09/2019 01:00:00 PM	31.7	47	55	40	33.4	20.0%
02/09/2019 02:00:00 PM	31.7	48	56	50	37.0	17.9%
02/09/2019 03:00:00 PM	34.0	41	48	65	36.2	31.3%
02/09/2019 04:00:00 PM	33.7	52	61	50	33.8	37.7%
02/09/2019 05:00:00 PM	35.0	60	71	50	35.0	42.3%
02/09/2019 06:00:00 PM	33.7	69	81	50	34.6	32.1%
02/09/2019 07:00:00 PM	33.0	51	60	45	36.7	20.0%
02/09/2019 08:00:00 PM	29.4	33	39	35	32.5	10.3%
02/09/2019 09:00:00 PM	38.3	20	23	50	36.1	47.8%
02/09/2019 10:00:00 PM	31.2	14	17	35	32.5	23.5%
02/09/2019 11:00:00 PM	41.7	8	10	45	38.3	60.0%
03/09/2019 12:00:00 AM	33.8	5	6	35	32.5	66.7%
03/09/2019 01:00:00 AM	35.0	2	2	35	32.5	50.0%
03/09/2019 02:00:00 AM	40.0	2	2	40	37.5	50.0%
03/09/2019 03:00:00 AM	30.0	1	1	30	0.0	0.0%
03/09/2019 04:00:00 AM	0.0	0	0	0	0.0	0.0%
03/09/2019 05:00:00 AM	0.0	0	0	0	0.0	0.0%
03/09/2019 06:00:00 AM	15.0	5	6	40	37.5	16.7%
03/09/2019 07:00:00 AM	37.5	10	12	50	40.8	25.0%
03/09/2019 08:00:00 AM	35.0	27	32	50	36.0	31.3%
03/09/2019 09:00:00 AM	33.6	47	55	45	35.6	23.6%
03/09/2019 10:00:00 AM	34.3	29	34	65	36.6	32.4%
03/09/2019 11:00:00 AM	34.3	36	42	50	35.4	28.6%
03/09/2019 12:00:00 PM	32.7	42	50	65	34.8	30.0%
03/09/2019 01:00:00 PM	32.9	54	64	45	33.9	28.1%
03/09/2019 02:00:00 PM	30.9	54	64	40	32.9	18.8%
03/09/2019 03:00:00 PM	33.6	64	75	45	35.1	25.3%
03/09/2019 04:00:00 PM	33.2	61	72	45	34.3	27.8%
03/09/2019 05:00:00 PM	34.3	76	89	50	34.2	40.4%
03/09/2019 06:00:00 PM	35.7	104	122	50	35.6	36.1%
03/09/2019 07:00:00 PM	34.2	74	87	40	34.2	33.3%
03/09/2019 08:00:00 PM	32.3	42	49	35	32.5	26.5%
03/09/2019 09:00:00 PM	34.2	42	49	45	35.0	36.7%
03/09/2019 10:00:00 PM	33.8	19	22	55	37.5	27.3%
03/09/2019 11:00:00 PM	35.0	14	16	55	34.8	68.8%
04/09/2019 12:00:00 AM	30.0	2	2	30	0.0	0.0%
04/09/2019 01:00:00 AM	35.0	1	1	35	32.5	100.0%
04/09/2019 02:00:00 AM	30.0	1	1	30	0.0	0.0%
04/09/2019 03:00:00 AM	0.0	0	0	0	0.0	0.0%
04/09/2019 04:00:00 AM	0.0	0	0	0	0.0	0.0%
04/09/2019 05:00:00 AM	9.7	285	335	40	37.5	0.6%
04/09/2019 06:00:00 AM	10.8	43	51	40	35.8	5.9%

04/09/2019 07:00:00 AM	15.0	48	57	45	37.5	14.0%
04/09/2019 08:00:00 AM	23.3	286	336	50	35.7	6.5%
04/09/2019 09:00:00 AM	30.0	109	128	45	34.6	14.8%
04/09/2019 10:00:00 AM	32.7	52	61	40	33.1	27.9%
04/09/2019 11:00:00 AM	32.2	52	61	60	35.6	21.3%
04/09/2019 12:00:00 PM	31.7	60	71	50	35.7	19.7%
04/09/2019 01:00:00 PM	32.9	75	88	45	33.5	28.4%
04/09/2019 02:00:00 PM	34.1	51	60	45	34.7	30.0%
04/09/2019 03:00:00 PM	32.1	71	83	50	34.2	21.7%
04/09/2019 04:00:00 PM	33.4	59	69	55	34.4	30.4%
04/09/2019 05:00:00 PM	33.4	99	116	55	35.5	25.9%
04/09/2019 06:00:00 PM	35.3	91	107	45	35.1	33.6%
04/09/2019 07:00:00 PM	32.8	67	79	50	34.4	26.6%
04/09/2019 08:00:00 PM	32.9	59	69	50	34.2	26.1%
04/09/2019 09:00:00 PM	36.0	29	34	45	35.7	32.4%
04/09/2019 10:00:00 PM	34.2	27	32	50	36.0	31.3%
04/09/2019 11:00:00 PM	40.0	12	14	50	38.5	35.7%
05/09/2019 12:00:00 AM	40.0	8	10	55	45.8	30.0%
05/09/2019 01:00:00 AM	20.0	3	3	20	0.0	0.0%
05/09/2019 02:00:00 AM	0.0	0	0	0	0.0	0.0%
05/09/2019 03:00:00 AM	40.0	2	2	40	37.5	50.0%
05/09/2019 04:00:00 AM	20.0	1	1	20	0.0	0.0%
05/09/2019 05:00:00 AM	35.0	2	2	35	32.5	50.0%
05/09/2019 06:00:00 AM	35.0	5	6	45	37.5	33.3%
05/09/2019 07:00:00 AM	40.0	14	17	50	38.1	52.9%
05/09/2019 08:00:00 AM	32.2	112	132	40	33.7	22.7%
05/09/2019 09:00:00 AM	32.3	78	92	40	33.9	22.8%
05/09/2019 10:00:00 AM	32.8	62	73	40	33.5	27.4%
05/09/2019 11:00:00 AM	31.4	65	76	40	32.8	19.7%
05/09/2019 12:00:00 PM	32.0	56	66	40	32.8	24.2%
05/09/2019 01:00:00 PM	32.5	62	73	45	34.2	24.7%
05/09/2019 02:00:00 PM	33.1	51	60	40	34.6	23.3%
05/09/2019 03:00:00 PM	34.2	71	83	45	34.5	33.7%
05/09/2019 04:00:00 PM	31.2	77	91	40	33.7	18.7%
05/09/2019 05:00:00 PM	32.2	80	94	40	33.4	23.4%
05/09/2019 06:00:00 PM	34.0	95	112	50	34.5	33.0%
05/09/2019 07:00:00 PM	33.3	65	76	45	33.8	30.3%
05/09/2019 08:00:00 PM	33.5	43	51	45	34.5	29.4%
05/09/2019 09:00:00 PM	32.1	46	54	45	34.8	20.4%
05/09/2019 10:00:00 PM	35.0	29	34	50	36.9	26.5%
05/09/2019 11:00:00 PM	35.0	14	16	45	34.6	43.8%
06/09/2019 12:00:00 AM	37.5	7	8	40	35.0	50.0%
06/09/2019 01:00:00 AM	20.0	7	8	35	32.5	12.5%
06/09/2019 02:00:00 AM	35.0	3	4	45	37.5	50.0%
06/09/2019 03:00:00 AM	50.0	2	2	50	47.5	50.0%
06/09/2019 04:00:00 AM	0.0	0	0	0	0.0	0.0%
06/09/2019 05:00:00 AM	45.0	1	1	45	42.5	100.0%
06/09/2019 06:00:00 AM	15.0	3	3	15	0.0	0.0%
06/09/2019 07:00:00 AM	33.8	15	18	55	36.7	33.3%
06/09/2019 08:00:00 AM	34.0	87	102	50	34.9	30.4%

06/09/2019 09:00:00 AM	31.7	78	92	45	34.4	19.6%
06/09/2019 10:00:00 AM	33.5	57	67	45	35.1	25.4%
06/09/2019 11:00:00 AM	32.9	53	62	45	33.3	30.6%
06/09/2019 12:00:00 PM	31.6	75	88	40	33.1	20.5%
06/09/2019 01:00:00 PM	33.1	105	124	55	35.0	27.4%
06/09/2019 02:00:00 PM	33.5	70	82	55	34.6	29.3%
06/09/2019 03:00:00 PM	33.6	76	90	50	33.9	38.9%
06/09/2019 04:00:00 PM	33.9	82	97	50	34.8	34.0%
06/09/2019 05:00:00 PM	27.9	209	246	45	35.3	10.2%
06/09/2019 06:00:00 PM	33.6	97	114	55	34.3	33.3%
06/09/2019 07:00:00 PM	34.7	74	87	65	35.2	35.6%
06/09/2019 08:00:00 PM	34.6	42	49	45	34.4	36.7%
06/09/2019 09:00:00 PM	34.2	31	36	45	36.0	27.8%
06/09/2019 10:00:00 PM	32.5	18	21	40	33.5	23.8%
06/09/2019 11:00:00 PM	33.3	17	20	50	38.5	25.0%
07/09/2019 12:00:00 AM	40.0	9	11	55	41.3	36.4%
07/09/2019 01:00:00 AM	32.5	8	10	50	37.5	30.0%
07/09/2019 02:00:00 AM	40.0	2	2	40	37.5	100.0%
07/09/2019 03:00:00 AM	40.0	2	2	40	37.5	50.0%
07/09/2019 04:00:00 AM	0.0	0	0	0	0.0	0.0%
07/09/2019 05:00:00 AM	0.0	0	0	0	0.0	0.0%
07/09/2019 06:00:00 AM	30.0	3	3	30	0.0	0.0%
07/09/2019 07:00:00 AM	35.0	5	6	45	35.8	50.0%
07/09/2019 08:00:00 AM	20.0	13	15	35	32.5	6.7%
07/09/2019 09:00:00 AM	33.0	30	35	45	36.3	22.9%
07/09/2019 10:00:00 AM	33.2	39	46	45	34.3	30.4%
07/09/2019 11:00:00 AM	35.8	38	45	50	35.7	37.8%
07/09/2019 12:00:00 PM	35.5	54	64	50	35.0	40.6%
07/09/2019 01:00:00 PM	36.1	56	66	50	35.7	37.9%
07/09/2019 02:00:00 PM	34.3	42	50	50	36.1	28.0%
07/09/2019 03:00:00 PM	36.2	38	45	45	34.9	46.7%
07/09/2019 04:00:00 PM	33.3	54	63	45	34.3	27.0%
07/09/2019 05:00:00 PM	33.8	60	71	45	34.7	32.4%
07/09/2019 06:00:00 PM	34.5	52	61	45	34.0	42.6%
07/09/2019 07:00:00 PM	34.4	37	44	50	35.8	34.1%
07/09/2019 08:00:00 PM	33.3	39	46	40	33.5	32.6%
07/09/2019 09:00:00 PM	33.3	17	20	40	34.5	25.0%
07/09/2019 10:00:00 PM	33.8	10	12	40	33.5	41.7%
07/09/2019 11:00:00 PM	30.0	10	12	35	32.5	16.7%
08/09/2019 12:00:00 AM	37.5	12	14	45	35.8	42.9%
08/09/2019 01:00:00 AM	30.0	3	4	35	32.5	25.0%
08/09/2019 02:00:00 AM	55.0	3	3	55	50.0	66.7%
08/09/2019 03:00:00 AM	20.0	1	1	20	0.0	0.0%
08/09/2019 04:00:00 AM	30.0	2	2	30	0.0	0.0%
08/09/2019 05:00:00 AM	0.0	0	0	0	0.0	0.0%
08/09/2019 06:00:00 AM	10.0	1	1	10	0.0	0.0%
08/09/2019 07:00:00 AM	35.0	3	3	35	32.5	33.3%
08/09/2019 08:00:00 AM	25.0	8	10	30	0.0	0.0%
08/09/2019 09:00:00 AM	37.5	14	16	45	35.0	50.0%
08/09/2019 10:00:00 AM	34.4	25	29	40	33.9	37.9%

08/09/2019 11:00:00 AM	33.3	45	53	40	33.8	30.2%
08/09/2019 12:00:00 PM	36.0	43	51	40	34.8	43.1%
08/09/2019 01:00:00 PM	36.0	49	58	45	35.9	37.9%
08/09/2019 02:00:00 PM	34.4	53	62	45	35.1	27.4%
08/09/2019 03:00:00 PM	34.1	48	56	40	34.3	30.4%
08/09/2019 04:00:00 PM	33.5	41	48	45	34.3	29.2%
08/09/2019 05:00:00 PM	35.6	50	59	50	35.4	35.6%
08/09/2019 06:00:00 PM	38.3	26	30	45	35.4	56.7%
08/09/2019 07:00:00 PM	38.8	37	43	70	37.5	48.8%
08/09/2019 08:00:00 PM	33.5	26	31	45	33.8	38.7%
08/09/2019 09:00:00 PM	40.0	11	13	50	42.5	23.1%
08/09/2019 10:00:00 PM	37.5	17	20	45	37.5	30.0%
08/09/2019 11:00:00 PM	28.3	3	4	30	0.0	0.0%
09/09/2019 12:00:00 AM	40.0	1	1	40	37.5	100.0%
09/09/2019 01:00:00 AM	0.0	0	0	0	0.0	0.0%
09/09/2019 02:00:00 AM	0.0	0	0	0	0.0	0.0%
09/09/2019 03:00:00 AM	0.0	0	0	0	0.0	0.0%
09/09/2019 04:00:00 AM	0.0	0	0	0	0.0	0.0%
09/09/2019 05:00:00 AM	30.0	2	2	30	0.0	0.0%
09/09/2019 06:00:00 AM	32.5	7	8	35	32.5	25.0%
09/09/2019 07:00:00 AM	27.5	9	11	35	32.5	9.1%
09/09/2019 08:00:00 AM	35.8	56	66	60	37.3	33.3%
09/09/2019 09:00:00 AM	32.3	72	85	45	34.0	23.5%
09/09/2019 10:00:00 AM	31.0	36	42	40	33.9	16.7%
09/09/2019 11:00:00 AM	32.1	29	34	40	33.1	23.5%
09/09/2019 12:00:00 PM	30.0	31	36	40	33.5	13.9%
09/09/2019 01:00:00 PM	33.6	33	39	45	33.9	35.9%
09/09/2019 02:00:00 PM	31.2	30	35	40	34.2	17.1%
09/09/2019 03:00:00 PM	30.0	60	70	50	35.5	14.3%
09/09/2019 04:00:00 PM	35.0	37	43	45	36.5	23.3%
09/09/2019 05:00:00 PM	30.0	36	42	45	35.8	14.3%
09/09/2019 06:00:00 PM	34.2	23	27	45	34.7	33.3%
09/09/2019 07:00:00 PM	32.9	31	36	40	33.6	25.0%
09/09/2019 08:00:00 PM	33.8	16	19	40	34.2	31.6%
09/09/2019 09:00:00 PM	32.5	7	8	35	32.5	25.0%
09/09/2019 10:00:00 PM	35.0	8	10	50	40.8	30.0%
09/09/2019 11:00:00 PM	30.0	4	5	35	32.5	20.0%
10/09/2019 12:00:00 AM	25.0	3	3	25	0.0	0.0%
10/09/2019 01:00:00 AM	30.0	1	1	30	0.0	0.0%
10/09/2019 02:00:00 AM	0.0	0	0	0	0.0	0.0%
10/09/2019 03:00:00 AM	0.0	0	0	0	0.0	0.0%
10/09/2019 04:00:00 AM	0.0	0	0	0	0.0	0.0%
10/09/2019 05:00:00 AM	0.0	0	0	0	0.0	0.0%
10/09/2019 06:00:00 AM	27.5	3	4	30	0.0	0.0%
10/09/2019 07:00:00 AM	32.5	14	17	70	39.5	29.4%
10/09/2019 08:00:00 AM	30.0	50	59	45	36.4	15.3%
10/09/2019 09:00:00 AM	29.6	78	92	50	35.2	14.1%
10/09/2019 10:00:00 AM	31.7	38	45	40	33.0	22.2%
10/09/2019 11:00:00 AM	33.7	38	45	50	33.9	40.0%
10/09/2019 12:00:00 PM	30.8	33	39	40	33.2	17.9%

10/09/2019 01:00:00 PM	33.0	28	33	40	33.0	33.3%
10/09/2019 02:00:00 PM	35.0	35	41	40	34.8	31.7%
10/09/2019 03:00:00 PM	32.5	32	38	45	34.0	26.3%
10/09/2019 04:00:00 PM	31.7	31	37	45	34.4	21.6%
10/09/2019 05:00:00 PM	34.0	38	45	45	34.5	33.3%
10/09/2019 06:00:00 PM	36.7	33	39	45	36.3	33.3%
10/09/2019 07:00:00 PM	33.3	42	49	40	33.5	30.6%
10/09/2019 08:00:00 PM	35.0	27	32	50	36.9	28.1%
10/09/2019 09:00:00 PM	30.0	13	15	35	32.5	13.3%
10/09/2019 10:00:00 PM	28.3	7	8	30	0.0	0.0%
10/09/2019 11:00:00 PM	25.0	6	7	35	32.5	14.3%
11/09/2019 12:00:00 AM	20.0	1	1	20	0.0	0.0%
11/09/2019 01:00:00 AM	0.0	0	0	0	0.0	0.0%
11/09/2019 02:00:00 AM	0.0	0	0	0	0.0	0.0%
11/09/2019 03:00:00 AM	0.0	0	0	0	0.0	0.0%
11/09/2019 04:00:00 AM	25.0	2	2	25	0.0	0.0%
11/09/2019 05:00:00 AM	10.0	1	1	10	0.0	0.0%
11/09/2019 06:00:00 AM	35.0	6	7	45	37.5	28.6%
11/09/2019 07:00:00 AM	32.5	18	21	50	38.8	19.0%
11/09/2019 08:00:00 AM	31.2	45	53	50	36.4	17.0%
11/09/2019 09:00:00 AM	29.4	76	90	45	35.6	14.4%
11/09/2019 10:00:00 AM	30.7	40	47	45	33.8	17.0%
11/09/2019 11:00:00 AM	36.2	32	38	40	36.1	28.9%
11/09/2019 12:00:00 PM	22.5	100	118	45	34.6	5.9%
11/09/2019 01:00:00 PM	30.0	37	43	40	33.3	14.0%
11/09/2019 02:00:00 PM	33.8	28	33	45	34.3	33.3%
11/09/2019 03:00:00 PM	33.0	31	37	40	33.3	32.4%
11/09/2019 04:00:00 PM	30.8	32	38	50	34.6	18.4%
11/09/2019 05:00:00 PM	32.5	31	36	45	33.6	25.0%
11/09/2019 06:00:00 PM	33.9	26	30	45	33.9	36.7%
11/09/2019 07:00:00 PM	34.2	29	34	45	35.5	29.4%
11/09/2019 08:00:00 PM	35.0	14	16	45	35.0	37.5%
11/09/2019 09:00:00 PM	32.5	12	14	40	34.2	21.4%
11/09/2019 10:00:00 PM	25.0	7	8	30	0.0	0.0%
11/09/2019 11:00:00 PM	30.0	6	7	35	32.5	14.3%
12/09/2019 12:00:00 AM	20.0	3	3	20	0.0	0.0%
12/09/2019 01:00:00 AM	0.0	0	0	0	0.0	0.0%
12/09/2019 02:00:00 AM	25.0	3	3	25	0.0	0.0%
12/09/2019 03:00:00 AM	30.0	1	1	30	0.0	0.0%
12/09/2019 04:00:00 AM	0.0	0	0	0	0.0	0.0%
12/09/2019 05:00:00 AM	10.0	2	2	10	0.0	0.0%
12/09/2019 06:00:00 AM	15.0	9	11	35	32.5	9.1%
12/09/2019 07:00:00 AM	25.0	10	12	40	37.5	8.3%
12/09/2019 08:00:00 AM	27.0	56	66	45	36.1	10.6%
12/09/2019 09:00:00 AM	29.2	60	71	50	35.3	12.7%
12/09/2019 10:00:00 AM	31.7	33	39	40	33.8	20.5%
12/09/2019 11:00:00 AM	34.0	12	14	45	34.2	42.9%
12/09/2019 12:00:00 PM	0.0	0	0	0	0.0	0.0%

Day/Time Ending	85th pctl (mph)	85th pctl cnts	Total Cnts	Max Speed	Avg Speeder	% Speeders
15/08/2019 12:00:00 AM	24.7	774	911	40	33.3	4.6%
16/08/2019 12:00:00 AM	33.2	750	882	60	35.3	24.8%
17/08/2019 12:00:00 AM	31.4	1293	1521	55	35.0	18.5%
18/08/2019 12:00:00 AM	34.6	652	767	60	35.0	36.9%
19/08/2019 12:00:00 AM	33.5	653	768	55	34.7	30.1%
20/08/2019 12:00:00 AM	32.3	924	1087	50	34.4	22.1%
21/08/2019 12:00:00 AM	33.8	711	837	60	35.0	30.5%
22/08/2019 12:00:00 AM	34.0	699	822	55	34.8	32.2%
23/08/2019 12:00:00 AM	34.2	738	868	60	34.9	34.6%
24/08/2019 12:00:00 AM	34.6	694	816	70	35.2	39.2%
25/08/2019 12:00:00 AM	34.9	641	754	65	35.1	38.7%
26/08/2019 12:00:00 AM	34.2	589	693	60	34.7	36.5%
27/08/2019 12:00:00 AM	18.3	3	4	20	0.0	0.0%
28/08/2019 12:00:00 AM	19.0	6	7	20	0.0	0.0%
29/08/2019 12:00:00 AM	9.8	200	235	25	0.0	0.0%
30/08/2019 12:00:00 AM	33.0	416	489	55	34.9	24.7%
31/08/2019 12:00:00 AM	33.4	711	837	65	34.7	28.9%
01/09/2019 12:00:00 AM	33.3	628	739	55	34.4	28.4%
02/09/2019 12:00:00 AM	33.8	518	609	55	34.8	29.7%
03/09/2019 12:00:00 AM	33.7	634	746	65	35.1	29.8%
04/09/2019 12:00:00 AM	33.8	805	947	65	34.8	30.9%
05/09/2019 12:00:00 AM	30.9	1584	1863	60	35.0	16.9%
06/09/2019 12:00:00 AM	33.0	1039	1222	50	34.2	26.2%
07/09/2019 12:00:00 AM	33.1	1210	1424	65	34.8	26.4%
08/09/2019 12:00:00 AM	34.4	622	732	50	35.0	34.0%
09/09/2019 12:00:00 AM	34.9	508	598	70	35.4	35.5%
10/09/2019 12:00:00 AM	32.5	528	621	60	34.9	22.7%
11/09/2019 12:00:00 AM	32.8	550	647	70	34.6	24.6%
12/09/2019 12:00:00 AM	31.6	575	676	50	34.8	19.2%
12/09/2019 11:59:59 AM	29.9	186	219	50	34.8	14.6%

Incoming Direction Weekly Counts
Caistor Lane

from Wed-Aug-14-2019-11-00-AM to Thu-Sep-12-2019-11-59-AM

	12/08/2019	to	18/08/2019							
	Monday	Tuesday	Wednesday	Thursday	Friday	Saturday	Sunday	Week	Weekend	Week Day 85%
Hour	12/08/2019	13/08/2019	14/08/2019	15/08/2019	16/08/2019	17/08/2019	18/08/2019	Day Avg	Avg	Avg Speed
0 - 1	*	*	*	4	6	3	9	5	6	25
1 - 2	*	*	*	1	0	5	5	0.5	5	30
2 - 3	*	*	*	1	1	0	0	1	0	35
3 - 4	*	*	*	0	0	3	1	0	2	0
4 - 5	*	*	*	1	0	23	0	0.5	11.5	35
5 - 6	*	*	*	5	3	1	5	4	3	40
6 - 7	*	*	*	9	6	4	4	7.5	4	41.25
7 - 8	*	*	*	35	33	12	9	34	10.5	33.15
8 - 9	*	*	*	30	38	35	13	34	24	31.75
9 - 10	*	*	*	52	45	35	20	48.5	27.5	29.4
10 - 11	*	*	*	43	46	61	45	44.5	53	29
11 - 12	*	*	33	59	65	60	185	52.33	122.5	29.2
12 - 13	*	*	39	72	69	66	68	60	67	29.47
13 - 14	*	*	123	72	61	76	47	85.33	61.5	29.1
14 - 15	*	*	114	54	65	39	54	77.67	46.5	31
15 - 16	*	*	140	64	108	49	57	104	53	29.5
16 - 17	*	*	148	79	106	62	58	111	60	30
17 - 18	*	*	84	89	115	84	51	96	67.5	30.77
18 - 19	*	*	84	71	189	42	50	114.67	46	30.7
19 - 20	*	*	50	62	78	40	39	63.33	39.5	31.13
20 - 21	*	*	18	32	70	21	22	40	21.5	31.93
21 - 22	*	*	20	23	202	19	12	81.67	15.5	22.77
22 - 23	*	*	19	20	101	15	9	46.67	12	26.73
23 - 24	*	*	39	4	114	12	5	52.33	8.5	27.47
Totals	0	0	911	882	1521	767	768			
% of Total	0%	0%	18.79%	18.19%	31.37%	15.82%	15.84%			

Incoming Direction Weekly Counts
Caistor Lane

from Wed-Aug-14-2019-11-00-AM to Thu-Sep-12-2019-11-59-AM

	19/08/2019	to	25/08/2019							
	Monday	Tuesday	Wednesday	Thursday	Friday	Saturday	Sunday	Week	Weekend	Week Day 85%
Hour	19/08/2019	20/08/2019	21/08/2019	22/08/2019	23/08/2019	24/08/2019	25/08/2019	Day Avg	Avg	Avg Speed
0 - 1	2	6	1	4	3	6	4	3.2	5	40.5
1 - 2	2	1	0	3	1	2	6	1.4	4	38.75
2 - 3	0	4	0	0	0	0	3	0.8	1.5	42.5
3 - 4	1	0	0	1	1	0	0	0.6	0	41.67
4 - 5	0	2	0	0	2	0	1	0.8	0.5	47.5
5 - 6	2	6	5	4	1	2	2	3.6	2	24
6 - 7	10	12	3	8	16	3	2	9.8	2.5	38.66
7 - 8	26	25	18	25	19	12	8	22.6	10	37.88
8 - 9	41	36	41	48	28	22	17	38.8	19.5	34.64
9 - 10	37	36	41	59	38	40	37	42.2	38.5	34.44
10 - 11	38	52	43	60	30	54	69	44.6	61.5	33.64
11 - 12	49	51	44	60	58	78	77	52.4	77.5	32.5
12 - 13	52	71	55	48	62	94	68	57.6	81	33.62
13 - 14	213	61	50	54	62	59	54	88	56.5	29.86
14 - 15	78	41	62	63	56	59	59	60	59	32.38
15 - 16	194	59	56	70	66	61	88	89	74.5	32.3
16 - 17	90	87	97	59	91	51	43	84.8	47	33.62
17 - 18	100	103	122	99	99	38	33	104.6	35.5	33.4
18 - 19	57	75	66	68	63	54	26	65.8	40	35.04
19 - 20	38	37	35	46	49	32	28	41	30	35.8
20 - 21	31	34	40	41	35	35	39	36.2	37	33.64
21 - 22	16	23	23	25	19	29	13	21.2	21	35.14
22 - 23	6	8	14	14	11	14	10	10.6	12	37
23 - 24	4	7	6	9	6	9	6	6.4	7.5	38.76
Totals	1087	837	822	868	816	754	693			
% of Total	18.5%	14.24%	13.99%	14.77%	13.88%	12.83%	11.79%			

Incoming Direction Weekly Counts
Caistor Lane

from Wed-Aug-14-2019-11-00-AM to Thu-Sep-12-2019-11-59-AM

	26/08/2019	to	01/09/2019							
	Monday	Tuesday	Wednesday	Thursday	Friday	Saturday	Sunday	Week	Weekend	Week Day 85%
Hour	26/08/2019	27/08/2019	28/08/2019	29/08/2019	30/08/2019	31/08/2019	01/09/2019	Day Avg	Avg	Avg Speed
0 - 1	0	1	0	0	4	12	4	1	8	25
1 - 2	0	0	0	0	0	2	1	0	1.5	0
2 - 3	0	0	0	0	2	1	0	0.4	0.5	45
3 - 4	0	0	0	0	0	1	1	0	1	0
4 - 5	0	0	0	0	0	0	2	0	1	0
5 - 6	0	0	0	0	3	4	3	0.6	3.5	40
6 - 7	0	0	0	0	12	2	1	2.4	1.5	40
7 - 8	0	0	3	4	25	18	8	6.4	13	24.83
8 - 9	0	0	26	4	54	30	25	16.8	27.5	21.93
9 - 10	0	0	16	1	44	42	25	12.2	33.5	23.13
10 - 11	2	2	5	2	54	68	51	13	59.5	20.6
11 - 12	1	0	47	1	65	53	60	22.8	56.5	19.65
12 - 13	0	0	125	1	39	56	57	33	56.5	17.43
13 - 14	0	1	0	23	45	67	49	13.8	58	27.83
14 - 15	0	1	0	55	54	71	56	22	63.5	25.83
15 - 16	1	2	1	57	59	44	70	24	57	25.02
16 - 17	0	0	0	83	88	67	57	34.2	62	33.75
17 - 18	0	0	2	80	84	61	46	33.2	53.5	27.23
18 - 19	0	0	7	54	79	41	29	28	35	24.43
19 - 20	0	0	1	49	55	29	26	21	27.5	30.03
20 - 21	0	0	1	35	26	17	18	12.4	17.5	27.1
21 - 22	0	0	0	19	18	24	5	7.4	14.5	33.95
22 - 23	0	0	0	13	13	20	12	5.2	16	36.65
23 - 24	0	0	1	8	14	9	3	4.6	6	30.83
Totals	4	7	235	489	837	739	609			
% of Total	0.14%	0.24%	8.05%	16.75%	28.66%	25.31%	20.86%			

Incoming Direction Weekly Counts
Caistor Lane

from Wed-Aug-14-2019-11-00-AM to Thu-Sep-12-2019-11-59-AM

	02/09/2019	to	08/09/2019							
	Monday	Tuesday	Wednesday	Thursday	Friday	Saturday	Sunday	Week	Weekend	Week Day 85%
Hour	02/09/2019	03/09/2019	04/09/2019	05/09/2019	06/09/2019	07/09/2019	08/09/2019	Day Avg	Avg	Avg Speed
0 - 1	2	2	1	3	8	10	4	3.2	7	29
1 - 2	0	2	1	0	4	2	3	1.4	2.5	35
2 - 3	1	1	0	2	2	2	1	1.2	1.5	36.25
3 - 4	1	0	0	1	0	0	2	0.4	1	30
4 - 5	0	0	335	2	1	0	0	67.6	0	29.9
5 - 6	4	6	51	6	3	3	1	14	2	17.16
6 - 7	10	12	57	17	18	6	3	22.8	4.5	29.26
7 - 8	39	32	336	132	102	15	10	128.2	12.5	31.24
8 - 9	40	55	128	92	92	35	16	81.4	25.5	33.1
9 - 10	34	34	61	73	67	46	29	53.8	37.5	33.56
10 - 11	40	42	61	76	62	45	53	56.2	49	32.74
11 - 12	48	50	71	66	88	64	51	64.6	57.5	32.24
12 - 13	55	64	88	73	124	66	58	80.8	62	32.62
13 - 14	56	64	60	60	82	50	62	64.4	56	32.66
14 - 15	48	75	83	83	90	45	56	75.8	50.5	33.5
15 - 16	61	72	69	91	97	63	48	78	55.5	33.08
16 - 17	71	89	116	94	246	71	59	123.2	65	32.56
17 - 18	81	122	107	112	114	61	30	107.2	45.5	34.46
18 - 19	60	87	79	76	87	44	43	77.8	43.5	33.6
19 - 20	39	49	69	51	49	46	31	51.4	38.5	32.54
20 - 21	23	49	34	54	36	20	13	39.2	16.5	34.96
21 - 22	17	22	32	34	21	12	20	25.2	16	33.34
22 - 23	10	16	14	16	20	12	4	15.2	8	37
23 - 24	6	2	10	8	11	14	1	7.4	7.5	36.26
Totals	746	947	1863	1222	1424	732	598			
% of Total	9.9%	12.57%	24.73%	16.22%	18.91%	9.72%	7.94%			

Incoming Direction Weekly Counts
Caistor Lane

from Wed-Aug-14-2019-11-00-AM to Thu-Sep-12-2019-11-59-AM

	09/09/2019	to	15/09/2019							
	Monday	Tuesday	Wednesday	Thursday	Friday	Saturday	Sunday	Week	Weekend	Week Day 85%
Hour	09/09/2019	10/09/2019	11/09/2019	12/09/2019	13/09/2019	14/09/2019	15/09/2019	Day Avg	Avg	Avg Speed
0 - 1	0	1	0	0	*	*	*	0.25	0	30
1 - 2	0	0	0	3	*	*	*	0.75	0	25
2 - 3	0	0	0	1	*	*	*	0.25	0	30
3 - 4	0	0	2	0	*	*	*	0.5	0	25
4 - 5	2	0	1	2	*	*	*	1.25	0	16.67
5 - 6	8	4	7	11	*	*	*	7.5	0	27.5
6 - 7	11	17	21	12	*	*	*	15.25	0	29.38
7 - 8	66	59	53	66	*	*	*	61	0	31
8 - 9	85	92	90	71	*	*	*	84.5	0	30.12
9 - 10	42	45	47	39	*	*	*	43.25	0	31.28
10 - 11	34	45	38	14	*	*	*	32.75	0	34
11 - 12	36	39	118	0	*	*	*	48.25	0	27.77
12 - 13	39	33	43	*	*	*	*	38.33	0	32.2
13 - 14	35	41	33	*	*	*	*	36.33	0	33.33
14 - 15	70	38	37	*	*	*	*	48.33	0	31.83
15 - 16	43	37	38	*	*	*	*	39.33	0	32.5
16 - 17	42	45	36	*	*	*	*	41	0	32.17
17 - 18	27	39	30	*	*	*	*	32	0	34.93
18 - 19	36	49	34	*	*	*	*	39.67	0	33.47
19 - 20	19	32	16	*	*	*	*	22.33	0	34.6
20 - 21	8	15	14	*	*	*	*	12.33	0	31.67
21 - 22	10	8	8	*	*	*	*	8.67	0	29.43
22 - 23	5	7	7	*	*	*	*	6.33	0	28.33
23 - 24	3	1	3	*	*	*	*	2.33	0	21.67
Totals	621	647	676	219	0	0	0			
% of Total	28.71%	29.91%	31.25%	10.12%	0%	0%	0%			

Incoming Direction Monthly Counts
Caistor Lane

from Wed-Aug-14-2019-11-00-AM to Thu-Sep-12-2019-11-59-AM

Hour	Aug 2019							Week Day Avg	Weekend Avg	Week Day 85% Avg Speed
	Monday	Tuesday	Wednesday	Thursday	Friday	Saturday	Sunday			
0 - 1	2	7	1	8	13	21	13	6.2	17	34
1 - 2	2	1	0	4	1	9	11	1.6	10	37.5
2 - 3	0	4	0	1	3	1	3	1.6	2	42.5
3 - 4	1	0	0	1	1	4	1	0.6	2.5	41.67
4 - 5	0	2	0	1	2	23	1	1	12	43.33
5 - 6	2	6	5	9	7	7	7	5.8	7	32
6 - 7	10	12	3	17	34	9	6	15.2	7.5	38.5
7 - 8	26	25	21	64	77	42	17	42.6	29.5	36.44
8 - 9	41	36	67	82	120	87	30	69.2	58.5	33.68
9 - 10	37	36	57	112	127	117	57	73.8	87	33.52
10 - 11	40	54	48	105	130	183	114	75.4	148.5	32.92
11 - 12	50	51	124	120	188	191	262	106.6	226.5	31.14
12 - 13	52	71	219	121	170	216	136	126.6	176	31.7
13 - 14	213	62	173	149	168	202	101	153	151.5	28.56
14 - 15	78	42	176	172	175	169	113	128.6	141	31.66
15 - 16	195	61	197	191	233	154	145	175.4	149.5	31.18
16 - 17	90	87	245	221	285	180	101	185.6	140.5	32.98
17 - 18	100	103	208	268	298	183	84	195.4	133.5	32.92
18 - 19	57	75	157	193	331	137	76	162.6	106.5	33.12
19 - 20	38	37	86	157	182	101	67	100	84	34.12
20 - 21	31	34	59	108	131	73	61	72.6	67	33.16
21 - 22	16	23	43	67	239	72	25	77.6	48.5	31.6
22 - 23	6	8	33	47	125	49	19	43.8	34	34.24
23 - 24	4	7	46	21	134	30	11	42.4	20.5	31.66
Totals	1091	844	1968	2239	3174	2260	1461			
% of Total	8.37%	6.47%	15.1%	17.17%	24.35%	17.34%	11.21%			

Incoming Direction Monthly Counts
Caistor Lane

from Wed-Aug-14-2019-11-00-AM to Thu-Sep-12-2019-11-59-AM

Hour	Sep 2019							Week Day Avg	Weekend Avg	Week Day 85% Avg Speed
	Monday	Tuesday	Wednesday	Thursday	Friday	Saturday	Sunday			
0 - 1	2	3	1	3	8	10	8	3.4	9	29
1 - 2	0	2	1	3	4	2	4	2	3	32.5
2 - 3	1	1	0	3	2	2	1	1.4	1.5	36.25
3 - 4	1	0	2	1	0	0	3	0.8	1.5	28.33
4 - 5	2	0	336	4	1	0	2	68.6	1	26.18
5 - 6	12	10	58	17	3	3	4	20	3.5	23.1
6 - 7	21	29	78	29	18	6	4	35	5	33.52
7 - 8	105	91	389	198	102	15	18	177	16.5	31.66
8 - 9	125	147	218	163	92	35	41	149	38	31.6
9 - 10	76	79	108	112	67	46	54	88.4	50	32.84
10 - 11	74	87	99	90	62	45	104	82.4	74.5	33
11 - 12	84	89	189	66	88	64	111	103.2	87.5	31.3
12 - 13	94	97	131	73	124	66	115	103.8	90.5	32.68
13 - 14	91	105	93	60	82	50	111	86.2	80.5	32.8
14 - 15	118	113	120	83	90	45	112	104.8	78.5	33.12
15 - 16	104	109	107	91	97	63	118	101.6	90.5	32.9
16 - 17	113	134	152	94	246	71	116	147.8	93.5	32.32
17 - 18	108	161	137	112	114	61	76	126.4	68.5	34.4
18 - 19	96	136	113	76	87	44	72	101.6	58	33.6
19 - 20	58	81	85	51	49	46	57	64.8	51.5	32.94
20 - 21	31	64	48	54	36	20	31	46.6	25.5	33.92
21 - 22	27	30	40	34	21	12	25	30.4	18.5	33.26
22 - 23	15	23	21	16	20	12	16	19	14	35.9
23 - 24	9	3	13	8	11	14	4	8.8	9	36.26
Totals	1367	1594	2539	1441	1424	732	1207			
% of Total	13.27%	15.47%	24.64%	13.98%	13.82%	7.1%	11.71%			

Incoming Direction Weekly Speeds
Caistor Lane

from Wed-Aug-14-2019-11-00-AM to Thu-Sep-12-2019-11-59-AM

	12/08/2019	to	18/08/2019							
	Monday	Tuesday	Wednesday	Thursday	Friday	Saturday	Sunday	Week	Weekend	Week Day 85%
Hour	12/08/2019	13/08/2019	14/08/2019	15/08/2019	16/08/2019	17/08/2019	18/08/2019	Day Avg	Avg	Avg Speed
0 - 1	*	*	*	14.75	27.17	15.67	18.22	22.2	17.58	25
1 - 2	*	*	*	27	0	35.2	31.2	27	33.2	30
2 - 3	*	*	*	37	27	0	0	32	0	35
3 - 4	*	*	*	0	0	23.67	47	0	29.5	0
4 - 5	*	*	*	32	0	7.39	0	32	7.39	35
5 - 6	*	*	*	23	37	27	34	28.25	32.83	40
6 - 7	*	*	*	24.33	28.67	30	32	26.07	31	41.25
7 - 8	*	*	*	16.57	28.85	25.75	23.78	22.53	24.9	33.15
8 - 9	*	*	*	20.4	25.63	26.63	28.15	23.32	27.04	31.75
9 - 10	*	*	*	18.63	26.82	26.23	28.35	22.43	27	29.4
10 - 11	*	*	*	19.33	24.67	26.98	25.31	22.09	26.27	29
11 - 12	*	*	26.52	18.42	25.02	26.48	15.19	22.85	17.96	29.2
12 - 13	*	*	20.38	21.5	24.64	26.47	29.47	22.46	27.99	29.47
13 - 14	*	*	10.15	21.92	27.02	27.55	26.17	17.48	27.02	29.1
14 - 15	*	*	12.78	25.81	27.11	25.46	26.74	19.8	26.2	31
15 - 16	*	*	12.98	28.31	18.9	28.73	26.84	18.17	27.72	29.5
16 - 17	*	*	11.72	28.77	22.05	27.94	26.98	19.05	27.48	30
17 - 18	*	*	19.26	26.71	24.59	28.83	26.16	23.69	27.82	30.77
18 - 19	*	*	19.15	28.46	14.88	28.88	26.78	18.73	27.74	30.7
19 - 20	*	*	20.44	27.63	18.09	28.25	26.87	21.82	27.57	31.13
20 - 21	*	*	21.94	28.94	16.53	26.24	30.14	20.65	28.23	31.93
21 - 22	*	*	18.15	26.83	9.13	26.05	26.67	11.53	26.29	22.77
22 - 23	*	*	21.74	28.15	11.2	26.73	24.22	15.05	25.79	26.73
23 - 24	*	*	11.62	34.5	9.14	29.67	34	10.4	30.94	27.47
Totals	0	0	226.8	578.8	473.9	601.9	614.4			
% of Total	0%	0%	9.09%	23.19%	18.99%	24.12%	24.62%			

Incoming Direction Weekly Speeds
Caistor Lane

from Wed-Aug-14-2019-11-00-AM to Thu-Sep-12-2019-11-59-AM

	19/08/2019	to	25/08/2019							
	Monday	Tuesday	Wednesday	Thursday	Friday	Saturday	Sunday	Week	Weekend	Week Day 85%
Hour	19/08/2019	20/08/2019	21/08/2019	22/08/2019	23/08/2019	24/08/2019	25/08/2019	Day Avg	Avg	Avg Speed
0 - 1	24.5	22.83	42	22.25	42	29.5	24.5	27.69	27.5	40.5
1 - 2	24.5	27	0	25.33	37	34.5	28	27	29.62	38.75
2 - 3	0	33.25	0	0	0	0	33.67	33.25	33.67	42.5
3 - 4	42	0	0	42	32	0	0	38.67	0	41.67
4 - 5	0	39.5	0	0	39.5	0	42	39.5	42	47.5
5 - 6	32	13.67	20	17	7	32	29.5	17.83	30.75	24
6 - 7	19.1	25.83	34	17.62	31.12	28.67	19.5	25.35	25	38.66
7 - 8	23.62	25.2	31.72	20.92	28.11	28.75	25.75	25.42	27.55	37.88
8 - 9	22.93	22.19	28	24.1	23.86	24.64	22.71	24.29	23.79	34.64
9 - 10	25.05	26.17	25.71	26.37	26.58	26.77	23.11	26.01	25.01	34.44
10 - 11	28.63	24.15	26.28	24.23	25.07	27.11	26.58	25.47	26.81	33.64
11 - 12	27.51	23.43	25.34	26.2	27.48	26.81	26.73	26.05	26.77	32.5
12 - 13	27.63	24.25	26.98	25.02	28.48	27.18	27.31	26.42	27.23	33.62
13 - 14	10.63	24.36	27.36	28.46	26.39	31.69	28.83	18.84	30.33	29.86
14 - 15	21.36	26.41	27.13	27.79	26.71	27.47	27.2	25.59	27.34	32.38
15 - 16	13.45	27.56	25.75	26.87	27.26	26.75	27.82	21.03	27.38	32.3
16 - 17	25.51	28.11	27.04	28.02	26.81	26.57	26.65	27.02	26.61	33.62
17 - 18	23.89	29.26	24.37	25.29	27.67	28.34	27.36	26.04	27.89	33.4
18 - 19	27.93	25.05	26.17	28.96	28.94	27.8	27.35	27.33	27.65	35.04
19 - 20	26.34	26.92	30.54	27.91	26.76	26.44	27.32	27.61	26.85	35.8
20 - 21	22.48	26.65	29.05	27.12	27.51	25.54	26.54	26.74	26.07	33.64
21 - 22	26.19	27.35	25.83	28.24	26.21	26.24	28.92	26.85	27.07	35.14
22 - 23	29.5	23.88	27.57	29.64	28	25.64	31.7	27.87	28.17	37
23 - 24	19.5	32.71	29.5	31.44	35.33	28.11	39.5	30.59	32.67	38.76
Totals	544.1	605.8	560.3	580.6	655.9	586.5	648.5			
% of Total	13.01%	14.49%	13.4%	13.88%	15.69%	14.03%	15.51%			

Incoming Direction Weekly Speeds
Caistor Lane

from Wed-Aug-14-2019-11-00-AM to Thu-Sep-12-2019-11-59-AM

	26/08/2019	to	01/09/2019							
	Monday	Tuesday	Wednesday	Thursday	Friday	Saturday	Sunday	Week	Weekend	Week Day 85%
Hour	26/08/2019	27/08/2019	28/08/2019	29/08/2019	30/08/2019	31/08/2019	01/09/2019	Day Avg	Avg	Avg Speed
0 - 1	0	17	0	0	29.5	24.33	30.75	27	25.94	25
1 - 2	0	0	0	0	0	19.5	27	0	22	0
2 - 3	0	0	0	0	39.5	27	0	39.5	27	45
3 - 4	0	0	0	0	0	22	37	0	29.5	0
4 - 5	0	0	0	0	0	0	17	0	17	0
5 - 6	0	0	0	0	17	19.5	13.67	17	17	40
6 - 7	0	0	0	0	25.08	29.5	7	25.08	22	40
7 - 8	0	0	15.33	15.75	21.6	16.89	24.5	20.28	19.23	24.83
8 - 9	0	0	8.88	15.75	21.61	21.1	26.44	17.39	23.53	21.93
9 - 10	0	0	9.25	17	22.14	24.26	20.96	18.67	23.03	23.13
10 - 11	17	14.5	8.2	14.5	23.98	20.75	24.02	21.97	22.15	20.6
11 - 12	12	0	8	17	24.4	22.75	24.13	17.46	23.49	19.65
12 - 13	0	0	7.63	7	26.08	25.62	24.26	11.99	24.94	17.43
13 - 14	0	17	0	23.74	27	25.04	24.04	25.77	24.62	27.83
14 - 15	0	12	0	22.91	24.09	24.97	25.38	23.39	25.15	25.83
15 - 16	17	17	17	23.42	25.92	27	27.39	24.43	27.24	25.02
16 - 17	0	0	0	26.22	25.38	26.78	25.79	25.78	26.32	33.75
17 - 18	0	0	12.5	24.17	25.02	26.48	24.11	24.46	25.46	27.23
18 - 19	0	0	7.43	23.96	23.9	23.27	24.24	23.1	23.67	24.43
19 - 20	0	0	22	24.59	22.58	21.86	24.12	23.51	22.93	30.03
20 - 21	0	0	12	25.94	25.96	25.88	29.78	25.73	27.89	27.1
21 - 22	0	0	0	25.21	25.44	23.67	26.2	25.32	24.1	33.95
22 - 23	0	0	0	22.38	26.23	25.9	26.33	24.31	26.06	36.65
23 - 24	0	0	17	28.38	26.29	26.56	23.67	26.61	25.83	30.83
Totals	46	77.5	145.1	358	528.7	550.9	557.8			
% of Total	2.03%	3.42%	6.41%	15.81%	23.35%	24.33%	24.64%			

Incoming Direction Weekly Speeds
Caistor Lane

from Wed-Aug-14-2019-11-00-AM to Thu-Sep-12-2019-11-59-AM

	02/09/2019	to	08/09/2019							
	Monday	Tuesday	Wednesday	Thursday	Friday	Saturday	Sunday	Week	Weekend	Week Day 85%
Hour	02/09/2019	03/09/2019	04/09/2019	05/09/2019	06/09/2019	07/09/2019	08/09/2019	Day Avg	Avg	Avg Speed
0 - 1	32	19.5	32	10.67	14.62	24	26	17.75	24.57	29
1 - 2	0	22	27	0	29.75	37	38.67	27.14	38	35
2 - 3	22	27	0	27	29.5	22	17	27	20.33	36.25
3 - 4	37	0	0	17	0	0	17	27	17	30
4 - 5	0	0	8.17	24.5	42	0	0	8.37	0	29.9
5 - 6	10.75	13	9.69	22.17	8.67	13.67	7	11.06	12	17.16
6 - 7	16.1	23.67	12.28	28.47	22.11	27	23.67	17.78	25.89	29.26
7 - 8	18.77	18.97	12.11	23.06	24.03	11.27	16.6	17.01	13.4	31.24
8 - 9	21.25	20.51	17.78	20.88	19.88	20.6	25.19	19.67	22.04	33.1
9 - 10	27.15	25.03	26.85	25.56	21.96	22.02	23.48	25.09	22.59	33.56
10 - 11	23.35	24.31	23.57	24.26	27.13	25.16	23.51	24.62	24.27	32.74
11 - 12	24.9	25.34	19.11	25.14	24.12	27.42	25.86	23.53	26.73	32.24
12 - 13	24.25	24.89	25.24	24.74	20.4	26.09	25.59	23.47	25.85	32.62
13 - 14	23.96	22.84	26.9	23.18	25.79	25.96	25.4	24.61	25.65	32.66
14 - 15	26.04	25.8	25.66	26.65	26.4	27.33	24.68	26.13	25.86	33.5
15 - 16	25.95	26.18	27.06	25.24	26.56	24.22	25.85	26.17	24.93	33.08
16 - 17	26.39	26.71	26.6	25.68	14.01	25.69	26.54	21.42	26.08	32.56
17 - 18	26.14	26.2	26.64	26.89	24.99	25.16	27.6	26.17	25.97	34.46
18 - 19	24.68	25.39	24.67	25.29	25.8	25.43	26.02	25.21	25.72	33.6
19 - 20	21.79	24.63	25.97	25.35	25.24	21.52	24.94	24.82	22.9	32.54
20 - 21	26.17	28.04	27.32	23.85	25.5	20.05	22.08	26.08	20.85	34.96
21 - 22	24.88	26	26.12	23.94	20.9	27.58	26.6	24.48	26.97	33.34
22 - 23	30.5	30.88	25.64	29.31	25.35	20.83	23.5	28.08	21.5	37
23 - 24	28	24.5	28.6	30.25	24.73	25.21	37	27.49	26	36.26
Totals	542.2	531.3	505.1	559.3	549.5	525.2	559.9			
% of Total	14.37%	14.08%	13.39%	14.83%	14.57%	13.92%	14.84%			

Incoming Direction Weekly Speeds
Caistor Lane

from Wed-Aug-14-2019-11-00-AM to Thu-Sep-12-2019-11-59-AM

	09/09/2019	to	15/09/2019							
	Monday	Tuesday	Wednesday	Thursday	Friday	Saturday	Sunday	Week	Weekend	Week Day 85%
Hour	09/09/2019	10/09/2019	11/09/2019	12/09/2019	13/09/2019	14/09/2019	15/09/2019	Day Avg	Avg	Avg Speed
0 - 1	0	27	0	0	*	*	*	27	*	30
1 - 2	0	0	0	19	*	*	*	19	*	25
2 - 3	0	0	0	27	*	*	*	27	*	30
3 - 4	0	0	19.5	0	*	*	*	19.5	*	25
4 - 5	17	0	7	7.5	*	*	*	11.2	*	16.67
5 - 6	20.75	18.25	18.57	11.82	*	*	*	16.63	*	27.5
6 - 7	18.36	21.18	15.86	16.25	*	*	*	17.87	*	29.38
7 - 8	23.06	16.9	17.42	15.23	*	*	*	18.23	*	31
8 - 9	19.11	17.25	15.89	16.92	*	*	*	17.28	*	30.12
9 - 10	20.21	20.93	19.89	21.72	*	*	*	20.65	*	31.28
10 - 11	22.38	23.87	21.39	24.64	*	*	*	22.85	*	34
11 - 12	20.06	22.51	12.22	0	*	*	*	15.76	*	27.77
12 - 13	22.72	22.36	20.65	*	*	*	*	21.84	*	32.2
13 - 14	22.03	22.12	24.27	*	*	*	*	22.74	*	33.33
14 - 15	16.64	22.29	22.65	*	*	*	*	19.66	*	31.83
15 - 16	19.74	18.59	20.74	*	*	*	*	19.7	*	32.5
16 - 17	21.31	22.84	22.14	*	*	*	*	22.11	*	32.17
17 - 18	23.96	26.77	23.8	*	*	*	*	25.05	*	34.93
18 - 19	21.75	21.59	19.09	*	*	*	*	20.92	*	33.47
19 - 20	23.95	23.97	25.88	*	*	*	*	24.42	*	34.6
20 - 21	17.12	18.93	17.71	*	*	*	*	18.08	*	31.67
21 - 22	27.6	17.75	15.25	*	*	*	*	20.77	*	29.43
22 - 23	22	14.14	18.43	*	*	*	*	17.79	*	28.33
23 - 24	13.67	17	12	*	*	*	*	13.43	*	21.67
Totals	413.5	416.2	390.3	159.9	0	0	0			
% of Total	29.97%	30.16%	28.28%	11.59%	0%	0%	0%			

Incoming Direction Monthly Speeds
Caistor Lane

from Wed-Aug-14-2019-11-00-AM to Thu-Sep-12-2019-11-59-AM

Hour	Aug 2019							Week Day Avg	Weekend Avg	Week Day 85% Avg Speed
	Monday	Tuesday	Wednesday	Thursday	Friday	Saturday	Sunday			
0 - 1	24.5	22	42	18.5	31.31	24.57	20.15	25.81	22.88	34
1 - 2	24.5	27	0	25.75	37	31.56	29.45	27	30.4	37.5
2 - 3	0	33.25	0	37	35.33	27	33.67	34.5	32	42.5
3 - 4	42	0	0	42	32	23.25	47	38.67	28	41.67
4 - 5	0	39.5	0	32	39.5	7.39	42	38	8.83	43.33
5 - 6	32	13.67	20	20.33	24.14	24.14	32.71	20.62	28.43	32
6 - 7	19.1	25.83	34	21.18	28.56	29.44	27.83	25.45	28.8	38.5
7 - 8	23.62	25.2	29.38	18.22	26.31	22.81	24.71	23.72	23.36	36.44
8 - 9	22.93	22.19	20.58	22.34	23.41	24.22	25.07	22.42	24.44	33.68
9 - 10	25.05	26.17	21.09	22.7	25.13	25.71	24.95	23.86	25.46	33.52
10 - 11	28.05	23.8	24.4	22.04	24.48	24.7	26.08	24.07	25.23	32.92
11 - 12	27.2	23.43	19.08	22.3	25.56	25.58	18.58	23.27	21.53	31.14
12 - 13	27.63	24.25	14.76	22.78	26.37	26.56	28.39	21.53	27.27	31.7
13 - 14	10.63	24.24	15.13	24.57	26.78	27.93	27.59	19.01	27.82	28.56
14 - 15	21.36	26.07	17.84	25.61	26.05	25.96	26.98	23.12	26.37	31.66
15 - 16	13.47	27.21	16.63	26.32	23.04	27.45	27.43	20.48	27.44	31.18
16 - 17	25.51	28.11	17.79	27.61	24.6	27.12	26.84	23.94	27.02	32.98
17 - 18	23.89	29.26	22.19	25.43	25.73	27.95	26.63	25.08	27.53	32.92
18 - 19	27.93	25.05	21.58	27.38	19.71	26.77	26.97	22.96	26.85	33.12
19 - 20	26.34	26.92	24.57	26.76	21.78	25.84	27.06	24.55	26.33	34.12
20 - 21	22.48	26.65	26.59	27.28	21.34	25.82	27.84	24.55	26.74	33.16
21 - 22	26.19	27.35	22.26	26.9	11.72	25.33	27.84	17.03	25.98	31.6
22 - 23	29.5	23.88	24.21	27	14.24	26.08	28.16	19.25	26.66	34.24
23 - 24	19.5	32.71	14.07	30.86	12.1	28.27	37	15.21	30.61	31.66

Incoming Direction Monthly Speeds
Caistor Lane

from Wed-Aug-14-2019-11-00-AM to Thu-Sep-12-2019-11-59-AM

Hour	Sep 2019							Week Day Avg	Weekend Avg	Week Day 85% Avg Speed
	Monday	Tuesday	Wednesday	Thursday	Friday	Saturday	Sunday			
0 - 1	32	22	32	10.67	14.62	24	28.38	18.29	25.94	29
1 - 2	0	22	27	19	29.75	37	35.75	24.7	36.17	32.5
2 - 3	22	27	0	27	29.5	22	17	27	20.33	36.25
3 - 4	37	0	19.5	17	0	0	23.67	23.25	23.67	28.33
4 - 5	17	0	8.17	16	42	0	17	8.41	17	26.18
5 - 6	17.42	15.1	10.76	15.47	8.67	13.67	12	12.73	12.71	23.1
6 - 7	17.29	22.21	13.24	23.41	22.11	27	19.5	17.81	24	33.52
7 - 8	21.47	17.63	12.84	20.45	24.03	11.27	20.11	17.35	16.09	31.66
8 - 9	19.79	18.47	17	19.15	19.88	20.6	25.95	18.59	23.49	31.6
9 - 10	23.32	22.7	23.82	24.22	21.96	22.02	22.31	23.35	22.18	32.84
10 - 11	22.91	24.08	22.74	24.32	27.13	25.16	23.76	24.06	24.18	33
11 - 12	22.82	24.1	14.81	25.14	24.12	27.42	24.93	20.63	25.84	31.3
12 - 13	23.62	24.03	23.73	24.74	20.4	26.09	24.93	23.11	25.35	32.68
13 - 14	23.22	22.56	25.97	23.18	25.79	25.96	24.8	24.14	25.16	32.8
14 - 15	20.47	24.62	24.73	26.65	26.4	27.33	25.03	24.34	25.69	33.12
15 - 16	23.38	23.61	24.81	25.24	26.56	24.22	26.76	24.67	25.88	32.9
16 - 17	24.5	25.41	25.55	25.68	14.01	25.69	26.17	21.54	25.99	32.32
17 - 18	25.59	26.34	26.02	26.89	24.99	25.16	25.49	26	25.34	34.4
18 - 19	23.58	24.02	22.99	25.29	25.8	25.43	25.31	24.2	25.35	33.6
19 - 20	22.5	24.37	25.95	25.35	25.24	21.52	24.56	24.74	23.2	32.94
20 - 21	23.84	25.91	24.52	23.85	25.5	20.05	26.55	24.81	24	33.92
21 - 22	25.89	23.8	23.95	23.94	20.9	27.58	26.52	23.84	26.86	33.26
22 - 23	27.67	25.78	23.24	29.31	25.35	20.83	25.62	26.02	23.57	35.9
23 - 24	23.22	22	24.77	30.25	24.73	25.21	27	25.25	25.61	36.26

Incoming Direction Weekly EightyFifthSpeeds
Caistor Lane

from Wed-Aug-14-2019-11-00-AM to Thu-Sep-12-2019-11-59-AM

	12/08/2019	to	18/08/2019							
	Monday	Tuesday	Wednesday	Thursday	Friday	Saturday	Sunday	Week	Weekend	Week Day 85%
Hour	12/08/2019	13/08/2019	14/08/2019	15/08/2019	16/08/2019	17/08/2019	18/08/2019	Day Avg	Avg	Avg Speed
0 - 1	*	*	*	15	35	35	30	25	32.5	25
1 - 2	*	*	*	30	0	35	45	30	40	30
2 - 3	*	*	*	40	30	0	0	35	0	35
3 - 4	*	*	*	0	0	40	50	0	45	0
4 - 5	*	*	*	35	0	9.3	0	35	9.3	35
5 - 6	*	*	*	30	50	30	45	40	37.5	40
6 - 7	*	*	*	37.5	45	37.5	45	41.25	41.25	41.25
7 - 8	*	*	*	28.8	37.5	40	40	33.15	40	33.15
8 - 9	*	*	*	30	33.5	39	35	31.75	37	31.75
9 - 10	*	*	*	25	33.8	34.4	36.2	29.4	35.3	29.4
10 - 11	*	*	*	25	33	33.5	33.8	29	33.65	29
11 - 12	*	*	31.9	23.7	32	33.1	28.8	29.2	30.95	29.2
12 - 13	*	*	27.2	29.5	31.7	32.6	35.7	29.47	34.15	29.47
13 - 14	*	*	17.5	33.1	36.7	33.9	33.5	29.1	33.7	29.1
14 - 15	*	*	23.4	35	34.6	33.1	33.9	31	33.5	31
15 - 16	*	*	22.8	35.7	30	35.6	32.7	29.5	34.15	29.5
16 - 17	*	*	21.7	35.5	32.8	34.3	32.1	30	33.2	30
17 - 18	*	*	25.4	32.9	34	36.7	33.6	30.77	35.15	30.77
18 - 19	*	*	28.3	34.7	29.1	39.3	33	30.7	36.15	30.7
19 - 20	*	*	24.8	35	33.6	35.8	34.1	31.13	34.95	31.13
20 - 21	*	*	27.5	37.5	30.8	33.3	38.8	31.93	36.05	31.93
21 - 22	*	*	23.6	33.3	11.4	36.7	33.3	22.77	35	22.77
22 - 23	*	*	28.6	37.5	14.1	37.5	32.5	26.73	35	26.73
23 - 24	*	*	22.5	50	9.9	36.7	47.5	27.47	42.1	27.47
Totals	0	0	325.2	749.7	658.5	792.3	809.5			
% of Total	0%	0%	9.75%	22.48%	19.74%	23.76%	24.27%			

Incoming Direction Weekly EightyFifthSpeeds
Caistor Lane

from Wed-Aug-14-2019-11-00-AM to Thu-Sep-12-2019-11-59-AM

	19/08/2019	to	25/08/2019							
	Monday	Tuesday	Wednesday	Thursday	Friday	Saturday	Sunday	Week	Weekend	Week Day 85%
Hour	19/08/2019	20/08/2019	21/08/2019	22/08/2019	23/08/2019	24/08/2019	25/08/2019	Day Avg	Avg	Avg Speed
0 - 1	30	32.5	45	25	70	35	32.5	40.5	33.75	40.5
1 - 2	45	30	0	40	40	40	32.5	38.75	36.25	38.75
2 - 3	0	42.5	0	0	0	0	45	42.5	45	42.5
3 - 4	45	0	0	45	35	0	0	41.67	0	41.67
4 - 5	0	45	0	0	50	0	45	47.5	45	47.5
5 - 6	40	15	35	20	10	40	40	24	40	24
6 - 7	33.3	40	40	30	50	35	30	38.66	32.5	38.66
7 - 8	36.7	35	42	36.7	39	35	35	37.88	35	37.88
8 - 9	35	32.9	36.7	33.6	35	35	29.4	34.64	32.2	34.64
9 - 10	33.1	35.8	36	34.2	33.1	36.4	32.5	34.44	34.45	34.44
10 - 11	36.4	32.2	33	32.7	33.9	34.6	33.5	33.64	34.05	33.64
11 - 12	33.5	29.3	33.1	32.7	33.9	34.3	33.6	32.5	33.95	32.5
12 - 13	33.8	31.4	34.1	34.2	34.6	33.6	33.9	33.62	33.75	33.62
13 - 14	14.3	31.7	33.7	34.6	35	40	34.8	29.86	37.4	29.86
14 - 15	29.5	32.5	33.4	33.8	32.7	35.6	35	32.38	35.3	32.38
15 - 16	28	33.4	32.2	34	33.9	34.2	33.8	32.3	34	32.3
16 - 17	33.4	34.3	33.5	33.6	33.3	34.2	34.4	33.62	34.3	33.62
17 - 18	33.1	34.8	31.5	33.1	34.5	34.7	34.5	33.4	34.6	33.4
18 - 19	34.7	33.1	33.3	36.9	37.2	35.7	36.2	35.04	35.95	35.04
19 - 20	32.9	35	38	36	37.1	34.4	35	35.8	34.7	35.8
20 - 21	30	33.3	34.3	36.2	34.4	33.8	32.5	33.64	33.15	33.64
21 - 22	33.8	35	40	34.4	32.5	36.2	36.7	35.14	36.45	35.14
22 - 23	35	37.5	38.3	36.7	37.5	32.5	41.7	37	37.1	37
23 - 24	25	38.8	40	45	45	35	55	38.76	45	38.76
Totals	731.5	781	723.1	758.4	857.6	745.2	832.5			
% of Total	13.47%	14.38%	13.32%	13.97%	15.8%	13.73%	15.33%			

Incoming Direction Weekly EightyFifthSpeeds
Caistor Lane

from Wed-Aug-14-2019-11-00-AM to Thu-Sep-12-2019-11-59-AM

	26/08/2019	to	01/09/2019							
	Monday	Tuesday	Wednesday	Thursday	Friday	Saturday	Sunday	Week	Weekend	Week Day 85%
Hour	26/08/2019	27/08/2019	28/08/2019	29/08/2019	30/08/2019	31/08/2019	01/09/2019	Day Avg	Avg	Avg Speed
0 - 1	0	20	0	0	30	31.7	37.5	25	34.6	25
1 - 2	0	0	0	0	0	30	30	0	30	0
2 - 3	0	0	0	0	45	30	0	45	30	45
3 - 4	0	0	0	0	0	25	40	0	32.5	0
4 - 5	0	0	0	0	0	0	25	0	25	0
5 - 6	0	0	0	0	40	32.5	25	40	28.75	40
6 - 7	0	0	0	0	40	35	10	40	22.5	40
7 - 8	0	0	20	18.3	36.2	29	47.5	24.83	38.25	24.83
8 - 9	0	0	12.5	18.3	35	33.3	37	21.93	35.15	21.93
9 - 10	0	0	16.7	20	32.7	33.8	31.7	23.13	32.75	23.13
10 - 11	20	20	10	20	33	29.6	32.5	20.6	31.05	20.6
11 - 12	15	0	9.8	20	33.8	32	33.2	19.65	32.6	19.65
12 - 13	0	0	9.3	10	33	35	32	17.43	33.5	17.43
13 - 14	0	20	0	30	33.5	32.5	33.1	27.83	32.8	27.83
14 - 15	0	15	0	30	32.5	33.2	33.5	25.83	33.35	25.83
15 - 16	20	20	20	32.2	32.9	33.8	34	25.02	33.9	25.02
16 - 17	0	0	0	34.5	33	33.8	32.9	33.75	33.35	33.75
17 - 18	0	0	15	32.7	34	34.1	33.6	27.23	33.85	27.23
18 - 19	0	0	9.3	32.1	31.9	32.9	35	24.43	33.95	24.43
19 - 20	0	0	25	33.9	31.2	32.5	36.7	30.03	34.6	30.03
20 - 21	0	0	15	33.8	32.5	37.5	36.7	27.1	37.1	27.1
21 - 22	0	0	0	35	32.9	33.1	37.5	33.95	35.3	33.95
22 - 23	0	0	0	33.3	40	45	35	36.65	40	36.65
23 - 24	0	0	20	35	37.5	35	40	30.83	37.5	30.83
Totals	55	95	182.6	469.1	730.6	760.3	769.4			
% of Total	1.8%	3.1%	5.96%	15.32%	23.86%	24.83%	25.13%			

Incoming Direction Weekly EightyFifthSpeeds
Caistor Lane

from Wed-Aug-14-2019-11-00-AM to Thu-Sep-12-2019-11-59-AM

	02/09/2019	to	08/09/2019							
	Monday	Tuesday	Wednesday	Thursday	Friday	Saturday	Sunday	Week	Weekend	Week Day 85%
Hour	02/09/2019	03/09/2019	04/09/2019	05/09/2019	06/09/2019	07/09/2019	08/09/2019	Day Avg	Avg	Avg Speed
0 - 1	35	35	35	20	20	32.5	30	29	31.25	29
1 - 2	0	40	30	0	35	40	55	35	47.5	35
2 - 3	25	30	0	40	50	40	20	36.25	30	36.25
3 - 4	40	0	0	20	0	0	30	30	30	30
4 - 5	0	0	9.7	35	45	0	0	29.9	0	29.9
5 - 6	10	15	10.8	35	15	30	10	17.16	20	17.16
6 - 7	20	37.5	15	40	33.8	35	35	29.26	35	29.26
7 - 8	31.7	35	23.3	32.2	34	20	25	31.24	22.5	31.24
8 - 9	37.9	33.6	30	32.3	31.7	33	37.5	33.1	35.25	33.1
9 - 10	34.5	34.3	32.7	32.8	33.5	33.2	34.4	33.56	33.8	33.56
10 - 11	32.9	34.3	32.2	31.4	32.9	35.8	33.3	32.74	34.55	32.74
11 - 12	33.2	32.7	31.7	32	31.6	35.5	36	32.24	35.75	32.24
12 - 13	31.7	32.9	32.9	32.5	33.1	36.1	36	32.62	36.05	32.62
13 - 14	31.7	30.9	34.1	33.1	33.5	34.3	34.4	32.66	34.35	32.66
14 - 15	34	33.6	32.1	34.2	33.6	36.2	34.1	33.5	35.15	33.5
15 - 16	33.7	33.2	33.4	31.2	33.9	33.3	33.5	33.08	33.4	33.08
16 - 17	35	34.3	33.4	32.2	27.9	33.8	35.6	32.56	34.7	32.56
17 - 18	33.7	35.7	35.3	34	33.6	34.5	38.3	34.46	36.4	34.46
18 - 19	33	34.2	32.8	33.3	34.7	34.4	38.8	33.6	36.6	33.6
19 - 20	29.4	32.3	32.9	33.5	34.6	33.3	33.5	32.54	33.4	32.54
20 - 21	38.3	34.2	36	32.1	34.2	33.3	40	34.96	36.65	34.96
21 - 22	31.2	33.8	34.2	35	32.5	33.8	37.5	33.34	35.65	33.34
22 - 23	41.7	35	40	35	33.3	30	28.3	37	29.15	37
23 - 24	33.8	30	40	37.5	40	37.5	40	36.26	38.75	36.26
Totals	707.4	727.5	667.5	754.3	767.4	745.5	776.2			
% of Total	13.75%	14.14%	12.97%	14.66%	14.91%	14.49%	15.08%			

Incoming Direction Weekly EightyFifthSpeeds
Caistor Lane

from Wed-Aug-14-2019-11-00-AM to Thu-Sep-12-2019-11-59-AM

	09/09/2019	to	15/09/2019							
	Monday	Tuesday	Wednesday	Thursday	Friday	Saturday	Sunday	Week	Weekend	Week Day 85%
Hour	09/09/2019	10/09/2019	11/09/2019	12/09/2019	13/09/2019	14/09/2019	15/09/2019	Day Avg	Avg	Avg Speed
0 - 1	0	30	0	0	*	*	*	30	0	30
1 - 2	0	0	0	25	*	*	*	25	0	25
2 - 3	0	0	0	30	*	*	*	30	0	30
3 - 4	0	0	25	0	*	*	*	25	0	25
4 - 5	30	0	10	10	*	*	*	16.67	0	16.67
5 - 6	32.5	27.5	35	15	*	*	*	27.5	0	27.5
6 - 7	27.5	32.5	32.5	25	*	*	*	29.38	0	29.38
7 - 8	35.8	30	31.2	27	*	*	*	31	0	31
8 - 9	32.3	29.6	29.4	29.2	*	*	*	30.12	0	30.12
9 - 10	31	31.7	30.7	31.7	*	*	*	31.28	0	31.28
10 - 11	32.1	33.7	36.2	34	*	*	*	34	0	34
11 - 12	30	30.8	22.5	0	*	*	*	27.77	0	27.77
12 - 13	33.6	33	30	*	*	*	*	32.2	0	32.2
13 - 14	31.2	35	33.8	*	*	*	*	33.33	0	33.33
14 - 15	30	32.5	33	*	*	*	*	31.83	0	31.83
15 - 16	35	31.7	30.8	*	*	*	*	32.5	0	32.5
16 - 17	30	34	32.5	*	*	*	*	32.17	0	32.17
17 - 18	34.2	36.7	33.9	*	*	*	*	34.93	0	34.93
18 - 19	32.9	33.3	34.2	*	*	*	*	33.47	0	33.47
19 - 20	33.8	35	35	*	*	*	*	34.6	0	34.6
20 - 21	32.5	30	32.5	*	*	*	*	31.67	0	31.67
21 - 22	35	28.3	25	*	*	*	*	29.43	0	29.43
22 - 23	30	25	30	*	*	*	*	28.33	0	28.33
23 - 24	25	20	20	*	*	*	*	21.67	0	21.67
Totals	634.4	620.3	623.2	226.9	0	0	0			
% of Total	30.14%	29.47%	29.61%	10.78%	0%	0%	0%			

Incoming Direction Monthly EightyFifthSpeeds
Caistor Lane

from Wed-Aug-14-2019-11-00-AM to Thu-Sep-12-2019-11-59-AM

Hour	Aug 2019							Week Day Avg	Weekend Avg	Week Day 85% Avg Speed
	Monday	Tuesday	Wednesday	Thursday	Friday	Saturday	Sunday			
0 - 1	30	32.5	45	25	37.5	33	31.7	34	32.35	34
1 - 2	45	30	0	35	40	40	35	37.5	37.5	37.5
2 - 3	0	42.5	0	40	45	30	45	42.5	37.5	42.5
3 - 4	45	0	0	45	35	25	50	41.67	37.5	41.67
4 - 5	0	45	0	35	50	9.3	45	43.33	27.15	43.33
5 - 6	40	15	35	30	40	35	45	32	40	32
6 - 7	33.3	40	40	32.5	46.7	37.5	45	38.5	41.25	38.5
7 - 8	36.7	35	42	30.8	37.7	35	35	36.44	35	36.44
8 - 9	35	32.9	33.5	32.7	34.3	35.5	33.8	33.68	34.65	33.68
9 - 10	33.1	35.8	33	32.4	33.3	34.6	33.3	33.52	33.95	33.52
10 - 11	36.4	32.2	32.5	30.4	33.1	33	33.7	32.92	33.35	32.92
11 - 12	33.1	29.3	30.3	29.6	33.4	33.3	30.9	31.14	32.1	31.14
12 - 13	33.8	31.4	27.7	32.1	33.5	33.7	34.5	31.7	34.1	31.7
13 - 14	14.3	31.7	28.5	33.7	34.6	34.7	34.3	28.56	34.5	28.56
14 - 15	29.5	32.5	29.7	33.3	33.3	34.2	34.3	31.66	34.25	31.66
15 - 16	28	33.4	28.1	34	32.4	34.5	33.4	31.18	33.95	31.18
16 - 17	33.4	34.3	29.7	34.5	33	34.1	33	32.98	33.55	32.98
17 - 18	33.1	34.8	29.5	33	34.2	35.2	34	32.92	34.6	32.92
18 - 19	34.7	33.1	31	34.8	32	35.9	34	33.12	34.95	33.12
19 - 20	32.9	35	33.8	34.6	34.3	34.2	34.5	34.12	34.35	34.12
20 - 21	30	33.3	33.8	36.2	32.5	34.4	34.6	33.16	34.5	33.16
21 - 22	33.8	35	32.5	34.2	22.5	34.7	35	31.6	34.85	31.6
22 - 23	35	37.5	33.3	36	29.4	38	35	34.24	36.5	34.24
23 - 24	25	38.8	27	45	22.5	36.7	50	31.66	43.35	31.66

Incoming Direction Monthly EightyFifthSpeeds
Caistor Lane

from Wed-Aug-14-2019-11-00-AM to Thu-Sep-12-2019-11-59-AM

	Sep 2019							Week	Weekend	Week Day 85%
Hour	Monday	Tuesday	Wednesday	Thursday	Friday	Saturday	Sunday	Day Avg	Avg	Avg Speed
0 - 1	35	35	35	20	20	32.5	37.5	29	35	29
1 - 2	0	40	30	25	35	40	50	32.5	45	32.5
2 - 3	25	30	0	40	50	40	20	36.25	30	36.25
3 - 4	40	0	25	20	0	0	40	28.33	40	28.33
4 - 5	30	0	9.7	20	45	0	25	26.18	25	26.18
5 - 6	30	27.5	13	30	15	30	15	23.1	22.5	23.1
6 - 7	30	35	30	38.8	33.8	35	25	33.52	30	33.52
7 - 8	34.6	33.1	25.3	31.3	34	20	28.3	31.66	24.15	31.66
8 - 9	33.8	31.3	29.8	31.4	31.7	33	37.1	31.6	35.05	31.6
9 - 10	33.4	32.8	32	32.5	33.5	33.2	33.6	32.84	33.4	32.84
10 - 11	32.6	33.9	33.8	31.8	32.9	35.8	33	33	34.4	33
11 - 12	32	32.4	28.5	32	31.6	35.5	34.6	31.3	35.05	31.3
12 - 13	32.8	32.9	32.1	32.5	33.1	36.1	33.7	32.68	34.9	32.68
13 - 14	31	32.5	33.9	33.1	33.5	34.3	33.5	32.8	33.9	32.8
14 - 15	32.1	33.2	32.5	34.2	33.6	36.2	33.6	33.12	34.9	33.12
15 - 16	33.7	33	32.7	31.2	33.9	33.3	33.7	32.9	33.5	32.9
16 - 17	34.3	34.2	33	32.2	27.9	33.8	34.3	32.32	34.05	32.32
17 - 18	33.8	36	34.6	34	33.6	34.5	35	34.4	34.75	34.4
18 - 19	32.9	33.9	33.2	33.3	34.7	34.4	36.2	33.6	35.3	33.6
19 - 20	30.6	32.9	33.1	33.5	34.6	33.3	34.4	32.94	33.85	32.94
20 - 21	35	33.3	35	32.1	34.2	33.3	37.5	33.92	35.4	33.92
21 - 22	33	32.5	33.3	35	32.5	33.8	37.5	33.26	35.65	33.26
22 - 23	41.7	34.5	35	35	33.3	30	35	35.9	32.5	35.9
23 - 24	33.8	30	40	37.5	40	37.5	37.5	36.26	37.5	36.26

Starting Hour	Count	Average Speed of all Traffic	Violator Counts	Average Speed of Violators
00:00:00	0	N/A	N/A	N/A
01:00:00	0	N/A	N/A	N/A
02:00:00	0	N/A	N/A	N/A
03:00:00	0	N/A	N/A	N/A
04:00:00	0	N/A	N/A	N/A
05:00:00	0	N/A	N/A	N/A
06:00:00	0	N/A	N/A	N/A
07:00:00	0	N/A	N/A	N/A
08:00:00	0	N/A	N/A	N/A
09:00:00	0	N/A	N/A	N/A
10:00:00	0	N/A	N/A	N/A
11:00:00	30	17.5	7	32.5
12:00:00	39	16.2	2	32.5
13:00:00	120	3.0	0	0.0
14:00:00	106	6.2	2	32.5
15:00:00	144	5.6	7	32.5
16:00:00	154	3.4	3	32.5
17:00:00	80	9.7	3	34.2
18:00:00	78	9.5	9	33.6
19:00:00	63	9.8	3	35.8
20:00:00	19	17.1	3	34.2
21:00:00	20	15.4	0	0.0
22:00:00	19	13.9	1	32.5
23:00:00	39	6.0	2	35.0
00:00:00	4	11.9	0	0.0
01:00:00	1	27.5	0	0.0
02:00:00	1	37.5	1	37.5
03:00:00	0	N/A	N/A	N/A
04:00:00	1	32.5	1	32.5
05:00:00	5	23.5	1	37.5
06:00:00	8	20.3	2	37.5
07:00:00	30	10.3	4	32.5
08:00:00	32	15.4	4	35.0
09:00:00	55	12.3	4	32.5
10:00:00	41	13.4	2	35.0
11:00:00	56	9.9	0	0.0
12:00:00	74	10.6	9	33.1
13:00:00	75	11.4	18	34.4
14:00:00	48	17.7	17	36.0
15:00:00	59	18.7	21	36.3
16:00:00	84	15.7	32	35.3
17:00:00	89	12.2	22	33.9
18:00:00	78	13.4	30	35.3
19:00:00	60	16.1	20	35.8
20:00:00	32	22.2	16	35.9
21:00:00	23	17.2	5	34.5
22:00:00	22	23.5	8	36.3
23:00:00	4	35.0	2	52.5
00:00:00	5	21.0	2	35.0
01:00:00	1	32.5	1	32.5
02:00:00	1	27.5	0	0.0

Starting Hour	Count	Average Speed of all Traffic	Violator Counts	Average Speed of Violators
03:00:00	0	N/A	N/A	N/A
04:00:00	0	N/A	N/A	N/A
05:00:00	3	37.5	2	42.5
06:00:00	6	29.2	3	42.5
07:00:00	28	23.4	16	35.9
08:00:00	41	18.2	13	33.7
09:00:00	41	18.4	13	35.2
10:00:00	46	15.8	12	34.6
11:00:00	67	10.9	17	32.8
12:00:00	67	14.0	13	34.8
13:00:00	62	15.6	18	36.9
14:00:00	63	15.0	21	35.6
15:00:00	100	9.1	17	33.4
16:00:00	113	9.4	25	33.5
17:00:00	119	11.4	39	35.2
18:00:00	165	6.7	23	34.2
19:00:00	95	7.8	22	35.5
20:00:00	72	11.4	12	35.4
21:00:00	206	2.2	1	32.5
22:00:00	106	4.1	7	38.9
23:00:00	81	2.3	4	33.8
00:00:00	36	1.7	1	32.5
01:00:00	2	42.5	2	42.5
02:00:00	3	20.0	2	32.5
03:00:00	3	24.2	1	37.5
04:00:00	23	2.0	0	0.0
05:00:00	1	27.5	0	0.0
06:00:00	4	15.0	2	37.5
07:00:00	10	28.0	6	37.5
08:00:00	30	20.2	12	37.1
09:00:00	39	18.3	16	34.4
10:00:00	58	14.7	19	34.3
11:00:00	63	15.0	23	33.4
12:00:00	60	13.7	16	33.1
13:00:00	80	13.0	27	33.8
14:00:00	40	16.9	12	35.4
15:00:00	48	16.0	24	34.2
16:00:00	54	19.0	22	34.3
17:00:00	89	14.4	37	35.2
18:00:00	47	21.4	26	36.9
19:00:00	42	16.4	13	35.6
20:00:00	20	20.1	5	34.5
21:00:00	21	23.7	7	36.8
22:00:00	13	24.6	4	37.5
23:00:00	13	25.6	5	34.5
00:00:00	8	23.8	2	35.0
01:00:00	7	19.6	2	47.5
02:00:00	0	N/A	N/A	N/A
03:00:00	1	47.5	1	47.5
04:00:00	0	N/A	N/A	N/A
05:00:00	5	34.5	2	45.0

Starting Hour	Count	Average Speed of all Traffic	Violator Counts	Average Speed of Violators
06:00:00	3	29.2	1	47.5
07:00:00	10	25.3	4	40.0
08:00:00	10	29.0	4	33.8
09:00:00	22	26.1	8	36.3
10:00:00	44	19.3	16	33.8
11:00:00	140	7.9	24	33.8
12:00:00	109	9.7	31	35.1
13:00:00	48	16.5	16	34.4
14:00:00	53	17.7	22	34.1
15:00:00	62	15.7	18	33.9
16:00:00	55	12.0	13	33.3
17:00:00	52	16.3	16	34.1
18:00:00	50	16.9	18	33.3
19:00:00	40	17.6	13	34.0
20:00:00	24	23.5	12	35.8
21:00:00	12	25.2	4	33.8
22:00:00	9	24.7	2	32.5
23:00:00	5	34.5	3	42.5
00:00:00	1	22.5	0	0.0
01:00:00	3	25.8	1	42.5
02:00:00	0	N/A	N/A	N/A
03:00:00	1	42.5	1	42.5
04:00:00	0	N/A	N/A	N/A
05:00:00	2	32.5	1	37.5
06:00:00	9	14.4	3	35.8
07:00:00	25	22.5	7	37.5
08:00:00	39	18.7	11	35.2
09:00:00	39	17.5	12	34.2
10:00:00	38	22.4	18	35.0
11:00:00	49	17.5	16	34.4
12:00:00	52	16.9	18	33.9
13:00:00	206	3.8	12	34.6
14:00:00	67	12.6	8	33.1
15:00:00	183	5.7	22	33.9
16:00:00	117	9.6	25	34.5
17:00:00	99	11.7	31	33.6
18:00:00	56	19.3	26	34.4
19:00:00	37	18.1	13	33.3
20:00:00	38	16.6	7	33.9
21:00:00	16	23.1	5	33.5
22:00:00	6	30.0	3	34.2
23:00:00	4	20.0	0	0.0
00:00:00	5	21.5	1	32.5
01:00:00	2	30.0	1	32.5
02:00:00	4	33.8	3	39.2
03:00:00	0	N/A	N/A	N/A
04:00:00	2	40.0	2	40.0
05:00:00	5	14.5	1	37.5
06:00:00	11	19.1	4	37.5
07:00:00	24	26.9	10	37.0
08:00:00	34	18.8	8	33.8

Starting Hour	Count	Average Speed of all Traffic	Violator Counts	Average Speed of Violators
09:00:00	36	19.9	14	34.6
10:00:00	54	15.3	13	33.7
11:00:00	50	15.7	6	35.0
12:00:00	68	13.9	11	33.9
13:00:00	65	13.7	14	34.6
14:00:00	39	16.3	8	34.4
15:00:00	59	15.4	19	33.8
16:00:00	88	13.0	33	34.3
17:00:00	102	15.1	46	35.7
18:00:00	77	15.7	23	34.5
19:00:00	38	19.1	13	35.6
20:00:00	34	17.1	7	34.6
21:00:00	24	22.5	11	35.2
22:00:00	9	24.7	2	37.5
23:00:00	6	34.2	5	36.5
00:00:00	2	35.0	1	42.5
01:00:00	0	N/A	N/A	N/A
02:00:00	0	N/A	N/A	N/A
03:00:00	0	N/A	N/A	N/A
04:00:00	0	N/A	N/A	N/A
05:00:00	5	20.5	2	37.5
06:00:00	3	23.3	3	34.2
07:00:00	16	23.1	7	41.1
08:00:00	43	22.7	19	36.4
09:00:00	36	16.9	12	36.3
10:00:00	46	15.2	12	33.3
11:00:00	43	17.8	11	35.2
12:00:00	52	18.1	16	35.3
13:00:00	52	16.3	20	34.0
14:00:00	56	13.8	20	33.5
15:00:00	62	13.6	13	33.7
16:00:00	87	12.7	28	33.8
17:00:00	130	9.6	27	33.6
18:00:00	65	15.4	19	34.3
19:00:00	41	18.6	19	35.1
20:00:00	40	17.5	19	34.1
21:00:00	24	22.3	9	36.9
22:00:00	13	16.9	6	36.7
23:00:00	7	26.8	2	40.0
00:00:00	4	16.9	1	32.5
01:00:00	3	25.8	2	35.0
02:00:00	0	N/A	N/A	N/A
03:00:00	1	42.5	1	42.5
04:00:00	0	N/A	N/A	N/A
05:00:00	3	17.5	0	0.0
06:00:00	7	18.2	1	32.5
07:00:00	25	18.2	5	37.5
08:00:00	43	18.3	14	34.6
09:00:00	63	13.4	25	33.7
10:00:00	60	14.9	16	33.8
11:00:00	54	15.6	14	33.6

Starting Hour	Count	Average Speed of all Traffic	Violator Counts	Average Speed of Violators
12:00:00	55	19.3	20	34.8
13:00:00	53	16.9	19	36.2
14:00:00	63	13.9	19	35.1
15:00:00	65	14.7	22	34.5
16:00:00	61	13.4	19	34.3
17:00:00	95	13.4	31	33.8
18:00:00	76	16.6	34	35.4
19:00:00	46	18.7	19	35.7
20:00:00	43	20.2	15	36.5
21:00:00	25	20.2	11	34.3
22:00:00	14	25.7	7	34.6
23:00:00	9	31.9	5	39.5
00:00:00	3	42.5	2	50.0
01:00:00	1	37.5	1	37.5
02:00:00	0	N/A	N/A	N/A
03:00:00	1	32.5	1	32.5
04:00:00	2	40.0	2	40.0
05:00:00	1	7.5	0	0.0
06:00:00	13	31.0	6	45.8
07:00:00	19	26.8	13	36.3
08:00:00	27	18.1	11	33.9
09:00:00	37	18.1	10	35.5
10:00:00	35	17.2	14	34.6
11:00:00	57	13.9	24	34.2
12:00:00	61	15.9	29	33.9
13:00:00	61	17.1	22	35.7
14:00:00	53	14.7	14	32.9
15:00:00	66	15.3	22	35.0
16:00:00	86	12.8	30	33.8
17:00:00	103	12.3	44	34.2
18:00:00	67	17.5	30	35.2
19:00:00	52	18.8	20	36.5
20:00:00	32	17.7	9	35.3
21:00:00	16	22.3	5	36.5
22:00:00	16	22.2	7	35.4
23:00:00	6	36.7	4	42.5
00:00:00	7	29.6	2	37.5
01:00:00	2	35.0	2	35.0
02:00:00	0	N/A	N/A	N/A
03:00:00	0	N/A	N/A	N/A
04:00:00	0	N/A	N/A	N/A
05:00:00	2	32.5	1	37.5
06:00:00	3	29.2	1	32.5
07:00:00	11	23.4	7	35.4
08:00:00	21	21.4	7	34.6
09:00:00	35	22.5	16	34.7
10:00:00	55	17.1	18	34.7
11:00:00	78	14.9	24	35.0
12:00:00	85	14.8	33	34.8
13:00:00	68	16.9	35	37.1
14:00:00	61	16.9	26	34.6

Starting Hour	Count	Average Speed of all Traffic	Violator Counts	Average Speed of Violators
15:00:00	62	15.1	19	35.1
16:00:00	50	17.9	19	34.9
17:00:00	40	18.9	21	34.4
18:00:00	53	18.5	24	35.0
19:00:00	34	19.0	13	34.8
20:00:00	33	16.0	8	35.0
21:00:00	30	16.3	8	35.6
22:00:00	16	23.4	4	35.0
23:00:00	7	28.9	3	35.8
00:00:00	6	25.8	3	32.5
01:00:00	6	23.8	2	32.5
02:00:00	3	34.2	2	37.5
03:00:00	0	N/A	N/A	N/A
04:00:00	1	42.5	1	42.5
05:00:00	2	30.0	1	37.5
06:00:00	2	20.0	0	0.0
07:00:00	8	26.3	3	35.8
08:00:00	16	19.7	2	35.0
09:00:00	36	16.5	11	32.5
10:00:00	64	16.8	20	34.0
11:00:00	80	13.2	22	33.6
12:00:00	71	14.9	30	34.3
13:00:00	53	17.0	26	34.8
14:00:00	53	18.1	20	36.0
15:00:00	90	11.4	31	33.0
16:00:00	49	16.8	17	35.1
17:00:00	31	21.0	14	35.7
18:00:00	25	21.3	9	35.8
19:00:00	30	21.2	15	34.2
20:00:00	40	15.2	10	33.5
21:00:00	12	29.6	5	35.5
22:00:00	8	27.8	5	38.5
23:00:00	9	29.7	5	42.5
00:00:00	0	N/A	N/A	N/A
01:00:00	0	N/A	N/A	N/A
02:00:00	0	N/A	N/A	N/A
03:00:00	0	N/A	N/A	N/A
04:00:00	0	N/A	N/A	N/A
05:00:00	0	N/A	N/A	N/A
06:00:00	0	N/A	N/A	N/A
07:00:00	0	N/A	N/A	N/A
08:00:00	0	N/A	N/A	N/A
09:00:00	0	N/A	N/A	N/A
10:00:00	2	17.5	0	0.0
11:00:00	1	12.5	0	0.0
12:00:00	0	N/A	N/A	N/A
13:00:00	0	N/A	N/A	N/A
14:00:00	0	N/A	N/A	N/A
15:00:00	1	17.5	0	0.0
16:00:00	0	N/A	N/A	N/A
17:00:00	0	N/A	N/A	N/A

Starting Hour	Count	Average Speed of all Traffic	Violator Counts	Average Speed of Violators
18:00:00	0	N/A	N/A	N/A
19:00:00	0	N/A	N/A	N/A
20:00:00	0	N/A	N/A	N/A
21:00:00	0	N/A	N/A	N/A
22:00:00	0	N/A	N/A	N/A
23:00:00	0	N/A	N/A	N/A
00:00:00	1	17.5	0	0.0
01:00:00	0	N/A	N/A	N/A
02:00:00	0	N/A	N/A	N/A
03:00:00	0	N/A	N/A	N/A
04:00:00	0	N/A	N/A	N/A
05:00:00	0	N/A	N/A	N/A
06:00:00	0	N/A	N/A	N/A
07:00:00	0	N/A	N/A	N/A
08:00:00	0	N/A	N/A	N/A
09:00:00	0	N/A	N/A	N/A
10:00:00	2	15.0	0	0.0
11:00:00	0	N/A	N/A	N/A
12:00:00	0	N/A	N/A	N/A
13:00:00	1	17.5	0	0.0
14:00:00	1	12.5	0	0.0
15:00:00	1	17.5	0	0.0
16:00:00	1	17.5	0	0.0
17:00:00	0	N/A	N/A	N/A
18:00:00	0	N/A	N/A	N/A
19:00:00	0	N/A	N/A	N/A
20:00:00	0	N/A	N/A	N/A
21:00:00	0	N/A	N/A	N/A
22:00:00	0	N/A	N/A	N/A
23:00:00	0	N/A	N/A	N/A
00:00:00	0	N/A	N/A	N/A
01:00:00	0	N/A	N/A	N/A
02:00:00	0	N/A	N/A	N/A
03:00:00	0	N/A	N/A	N/A
04:00:00	0	N/A	N/A	N/A
05:00:00	0	N/A	N/A	N/A
06:00:00	0	N/A	N/A	N/A
07:00:00	2	17.5	0	0.0
08:00:00	22	4.7	0	0.0
09:00:00	10	5.0	0	0.0
10:00:00	16	3.3	0	0.0
11:00:00	16	2.0	0	0.0
12:00:00	156	0.7	0	0.0
13:00:00	0	N/A	N/A	N/A
14:00:00	0	N/A	N/A	N/A
15:00:00	1	17.5	0	0.0
16:00:00	0	N/A	N/A	N/A
17:00:00	0	N/A	N/A	N/A
18:00:00	9	2.2	0	0.0
19:00:00	1	22.5	0	0.0
20:00:00	1	12.5	0	0.0

Starting Hour	Count	Average Speed of all Traffic	Violator Counts	Average Speed of Violators
21:00:00	0	N/A	N/A	N/A
22:00:00	0	N/A	N/A	N/A
23:00:00	0	N/A	N/A	N/A
00:00:00	1	17.5	0	0.0
01:00:00	0	N/A	N/A	N/A
02:00:00	0	N/A	N/A	N/A
03:00:00	0	N/A	N/A	N/A
04:00:00	0	N/A	N/A	N/A
05:00:00	0	N/A	N/A	N/A
06:00:00	0	N/A	N/A	N/A
07:00:00	4	16.3	0	0.0
08:00:00	4	16.3	0	0.0
09:00:00	1	17.5	0	0.0
10:00:00	2	15.0	0	0.0
11:00:00	1	17.5	0	0.0
12:00:00	1	7.5	0	0.0
13:00:00	19	13.7	1	37.5
14:00:00	55	16.0	10	34.5
15:00:00	55	15.0	11	34.8
16:00:00	80	14.2	29	34.2
17:00:00	84	14.6	19	34.3
18:00:00	55	16.2	13	35.6
19:00:00	50	16.1	18	33.9
20:00:00	33	18.8	8	36.9
21:00:00	21	20.6	4	40.0
22:00:00	15	22.5	5	34.5
23:00:00	9	25.6	3	35.8
00:00:00	4	30.0	1	37.5
01:00:00	0	N/A	N/A	N/A
02:00:00	2	40.0	2	40.0
03:00:00	0	N/A	N/A	N/A
04:00:00	0	N/A	N/A	N/A
05:00:00	3	17.5	1	37.5
06:00:00	11	23.9	4	42.5
07:00:00	24	20.4	8	35.6
08:00:00	52	17.0	16	36.6
09:00:00	47	14.3	12	34.2
10:00:00	48	18.6	15	34.8
11:00:00	68	14.5	16	34.1
12:00:00	41	21.3	14	34.3
13:00:00	42	17.0	17	33.1
14:00:00	58	15.5	15	34.2
15:00:00	58	13.9	17	33.7
16:00:00	85	13.9	26	33.8
17:00:00	81	15.9	26	34.2
18:00:00	86	12.4	20	33.5
19:00:00	54	15.6	10	35.0
20:00:00	28	22.3	6	38.3
21:00:00	16	22.8	7	32.5
22:00:00	14	25.0	4	38.8
23:00:00	15	27.2	5	37.5

Starting Hour	Count	Average Speed of all Traffic	Violator Counts	Average Speed of Violators
00:00:00	12	16.7	3	32.5
01:00:00	2	20.0	0	0.0
02:00:00	1	27.5	0	0.0
03:00:00	1	22.5	0	0.0
04:00:00	0	N/A	N/A	N/A
05:00:00	4	20.0	2	32.5
06:00:00	2	30.0	1	32.5
07:00:00	17	15.9	2	32.5
08:00:00	24	21.5	6	33.3
09:00:00	45	16.8	14	34.3
10:00:00	68	12.3	7	33.9
11:00:00	54	16.9	12	33.8
12:00:00	52	16.5	23	34.0
13:00:00	68	13.8	16	33.4
14:00:00	72	14.5	21	34.4
15:00:00	42	20.5	17	34.3
16:00:00	70	14.1	22	34.3
17:00:00	57	16.2	19	34.9
18:00:00	48	15.6	15	33.8
19:00:00	28	21.7	6	33.3
20:00:00	18	24.9	6	37.5
21:00:00	24	17.3	9	33.1
22:00:00	21	22.0	6	44.2
23:00:00	7	25.4	1	42.5
00:00:00	5	24.0	3	34.2
01:00:00	2	32.5	1	37.5
02:00:00	0	N/A	N/A	N/A
03:00:00	1	37.5	1	37.5
04:00:00	0	N/A	N/A	N/A
05:00:00	5	15.5	0	0.0
06:00:00	1	7.5	0	0.0
07:00:00	8	25.0	2	47.5
08:00:00	22	19.8	9	36.4
09:00:00	25	16.6	7	36.1
10:00:00	51	14.9	12	33.8
11:00:00	59	16.0	16	34.1
12:00:00	58	13.9	16	32.8
13:00:00	49	16.8	11	33.9
14:00:00	55	16.1	15	34.2
15:00:00	70	14.6	26	33.8
16:00:00	57	15.8	17	34.6
17:00:00	48	16.5	18	34.2
18:00:00	27	19.4	5	35.5
19:00:00	30	20.0	12	35.8
20:00:00	18	18.8	6	37.5
21:00:00	5	19.0	2	37.5
22:00:00	11	23.0	3	44.2
23:00:00	4	22.5	1	37.5
00:00:00	2	32.5	2	32.5
01:00:00	0	N/A	N/A	N/A
02:00:00	1	22.5	0	0.0

Starting Hour	Count	Average Speed of all Traffic	Violator Counts	Average Speed of Violators
03:00:00	1	37.5	1	37.5
04:00:00	0	N/A	N/A	N/A
05:00:00	3	12.5	0	0.0
06:00:00	10	13.3	2	32.5
07:00:00	32	15.9	5	38.5
08:00:00	45	18.7	14	37.5
09:00:00	36	17.4	14	34.6
10:00:00	38	15.3	13	34.8
11:00:00	46	16.0	14	33.6
12:00:00	57	15.4	11	33.4
13:00:00	55	14.8	9	36.9
14:00:00	48	19.1	15	36.5
15:00:00	61	15.5	24	33.8
16:00:00	64	16.6	26	35.0
17:00:00	85	13.7	29	34.6
18:00:00	65	15.0	12	36.7
19:00:00	38	17.6	6	33.3
20:00:00	26	25.2	11	36.1
21:00:00	16	17.8	3	32.5
22:00:00	11	31.1	7	37.5
23:00:00	5	25.0	4	32.5
00:00:00	3	17.5	1	32.5
01:00:00	2	22.5	1	37.5
02:00:00	1	27.5	0	0.0
03:00:00	0	N/A	N/A	N/A
04:00:00	0	N/A	N/A	N/A
05:00:00	6	12.1	1	37.5
06:00:00	12	24.2	3	40.8
07:00:00	30	15.4	8	36.9
08:00:00	49	14.9	12	35.4
09:00:00	36	18.9	12	36.7
10:00:00	43	18.0	12	35.0
11:00:00	51	17.7	17	34.9
12:00:00	66	14.3	18	33.9
13:00:00	60	13.9	12	32.9
14:00:00	80	13.1	18	35.3
15:00:00	66	14.3	19	34.3
16:00:00	82	14.1	33	33.9
17:00:00	128	11.8	44	35.2
18:00:00	93	15.0	34	34.9
19:00:00	45	14.4	12	32.5
20:00:00	52	19.3	17	34.6
21:00:00	20	25.5	7	38.2
22:00:00	21	22.4	12	34.6
23:00:00	2	25.0	0	0.0
00:00:00	1	32.5	1	32.5
01:00:00	1	27.5	0	0.0
02:00:00	0	N/A	N/A	N/A
03:00:00	0	N/A	N/A	N/A
04:00:00	320	0.6	1	37.5
05:00:00	66	3.7	4	36.3

Starting Hour	Count	Average Speed of all Traffic	Violator Counts	Average Speed of Violators
06:00:00	55	7.0	8	37.5
07:00:00	311	3.4	21	35.8
08:00:00	152	8.2	19	34.6
09:00:00	61	12.2	16	33.1
10:00:00	58	14.8	12	35.4
11:00:00	72	11.6	15	35.8
12:00:00	86	11.7	24	32.9
13:00:00	64	15.3	21	35.1
14:00:00	75	13.1	18	34.2
15:00:00	73	11.9	19	34.1
16:00:00	117	11.5	29	35.6
17:00:00	103	14.4	35	35.1
18:00:00	87	14.7	24	34.8
19:00:00	68	13.1	18	33.3
20:00:00	35	21.9	12	36.7
21:00:00	32	17.2	9	34.7
22:00:00	16	25.8	6	40.0
23:00:00	9	26.7	3	45.8
00:00:00	4	13.1	0	0.0
01:00:00	0	N/A	N/A	N/A
02:00:00	2	27.5	1	37.5
03:00:00	1	17.5	0	0.0
04:00:00	2	25.0	1	32.5
05:00:00	4	13.1	0	0.0
06:00:00	18	29.2	10	37.5
07:00:00	101	11.6	30	34.0
08:00:00	120	10.0	22	33.9
09:00:00	64	13.7	16	33.8
10:00:00	79	11.4	18	32.5
11:00:00	74	11.8	16	33.1
12:00:00	69	14.3	17	33.7
13:00:00	64	15.1	16	35.0
14:00:00	79	14.5	28	34.5
15:00:00	93	11.6	16	33.8
16:00:00	93	11.8	23	33.4
17:00:00	109	12.6	37	34.5
18:00:00	79	14.7	22	33.9
19:00:00	50	17.6	13	34.8
20:00:00	55	18.0	14	34.3
21:00:00	37	18.7	8	37.5
22:00:00	18	24.9	8	34.4
23:00:00	6	25.4	3	34.2
00:00:00	9	17.2	2	35.0
01:00:00	5	23.0	2	37.5
02:00:00	2	30.0	1	47.5
03:00:00	0	N/A	N/A	N/A
04:00:00	1	42.5	1	42.5
05:00:00	3	9.2	0	0.0
06:00:00	17	19.6	5	37.5
07:00:00	85	12.1	29	34.9
08:00:00	105	12.0	19	34.6

Starting Hour	Count	Average Speed of all Traffic	Violator Counts	Average Speed of Violators
09:00:00	68	14.7	16	35.0
10:00:00	55	15.9	21	33.2
11:00:00	85	13.1	18	33.3
12:00:00	131	9.5	30	34.2
13:00:00	77	16.6	24	35.8
14:00:00	93	14.1	37	34.0
15:00:00	93	13.5	29	34.2
16:00:00	223	6.0	31	35.4
17:00:00	144	9.2	35	34.4
18:00:00	91	15.1	35	35.2
19:00:00	47	19.4	17	34.6
20:00:00	39	20.3	11	35.7
21:00:00	21	19.6	4	33.8
22:00:00	21	23.7	6	37.5
23:00:00	8	26.3	3	42.5
00:00:00	11	25.7	4	37.5
01:00:00	4	26.3	2	37.5
02:00:00	2	22.5	1	37.5
03:00:00	0	N/A	N/A	N/A
04:00:00	0	N/A	N/A	N/A
05:00:00	3	14.2	0	0.0
06:00:00	5	27.5	3	35.8
07:00:00	15	9.5	1	32.5
08:00:00	33	16.1	6	35.8
09:00:00	44	16.3	14	33.9
10:00:00	47	21.6	18	36.1
11:00:00	63	17.8	25	35.3
12:00:00	61	17.8	23	35.3
13:00:00	56	16.1	16	36.3
14:00:00	40	22.9	18	35.6
15:00:00	59	17.1	20	34.0
16:00:00	78	16.2	24	34.6
17:00:00	60	15.3	25	33.9
18:00:00	46	18.5	16	35.9
19:00:00	49	14.2	15	33.2
20:00:00	21	21.0	6	35.0
21:00:00	12	22.9	5	33.5
22:00:00	11	20.0	2	32.5
23:00:00	13	25.2	5	36.5
00:00:00	6	22.9	2	32.5
01:00:00	3	39.2	2	50.0
02:00:00	1	17.5	0	0.0
03:00:00	2	17.5	0	0.0
04:00:00	0	N/A	N/A	N/A
05:00:00	1	7.5	0	0.0
06:00:00	3	24.2	1	32.5
07:00:00	10	15.8	0	0.0
08:00:00	16	23.6	8	35.0
09:00:00	27	21.1	11	33.9
10:00:00	48	16.3	14	33.9
11:00:00	52	18.7	24	34.6

Starting Hour	Count	Average Speed of all Traffic	Violator Counts	Average Speed of Violators
12:00:00	57	17.7	19	35.7
13:00:00	64	15.8	18	35.8
14:00:00	54	16.2	19	34.1
15:00:00	52	17.3	13	34.4
16:00:00	58	16.8	20	35.3
17:00:00	30	22.3	19	35.4
18:00:00	41	18.6	18	35.8
19:00:00	36	22.0	15	36.5
20:00:00	13	21.5	3	42.5
21:00:00	19	23.2	6	37.5
22:00:00	6	18.8	0	0.0
23:00:00	1	37.5	1	37.5
00:00:00	0	N/A	N/A	N/A
01:00:00	0	N/A	N/A	N/A
02:00:00	0	N/A	N/A	N/A
03:00:00	0	N/A	N/A	N/A
04:00:00	2	17.5	0	0.0
05:00:00	8	21.3	2	32.5
06:00:00	10	19.5	1	32.5
07:00:00	60	18.0	21	37.5
08:00:00	90	11.9	20	34.0
09:00:00	43	14.3	8	33.8
10:00:00	33	15.5	8	33.1
11:00:00	36	13.8	5	33.5
12:00:00	37	18.1	11	33.9
13:00:00	35	16.9	8	34.4
14:00:00	64	11.2	10	35.5
15:00:00	48	16.2	10	36.0
16:00:00	44	18.1	7	36.1
17:00:00	27	18.6	9	34.7
18:00:00	37	18.6	8	33.8
19:00:00	20	22.0	7	33.9
20:00:00	7	13.9	0	0.0
21:00:00	11	25.2	5	37.5
22:00:00	6	20.0	1	32.5
23:00:00	3	14.2	0	0.0
00:00:00	1	27.5	0	0.0
01:00:00	0	N/A	N/A	N/A
02:00:00	0	N/A	N/A	N/A
03:00:00	0	N/A	N/A	N/A
04:00:00	0	N/A	N/A	N/A
05:00:00	4	18.8	0	0.0
06:00:00	14	21.1	3	44.2
07:00:00	54	13.7	11	35.7
08:00:00	100	10.0	13	35.2
09:00:00	43	13.1	9	32.5
10:00:00	41	17.8	17	34.3
11:00:00	39	17.0	8	33.1
12:00:00	36	18.1	12	32.9
13:00:00	40	16.0	12	35.0
14:00:00	42	17.3	11	33.9

Starting Hour	Count	Average Speed of all Traffic	Violator Counts	Average Speed of Violators
15:00:00	33	15.8	8	34.4
16:00:00	47	16.9	15	34.5
17:00:00	40	21.3	13	36.3
18:00:00	49	16.9	15	33.5
19:00:00	30	21.9	7	37.5
20:00:00	18	16.1	4	33.8
21:00:00	6	20.0	0	0.0
22:00:00	9	12.8	1	32.5
23:00:00	1	17.5	0	0.0
00:00:00	0	N/A	N/A	N/A
01:00:00	0	N/A	N/A	N/A
02:00:00	0	N/A	N/A	N/A
03:00:00	2	20.0	0	0.0
04:00:00	1	7.5	0	0.0
05:00:00	7	17.1	2	37.5
06:00:00	20	11.0	3	35.8
07:00:00	47	13.5	9	37.5
08:00:00	96	9.4	13	36.0
09:00:00	47	13.0	8	33.8
10:00:00	35	17.6	10	35.5
11:00:00	117	5.9	9	35.3
12:00:00	43	14.0	6	33.3
13:00:00	34	19.2	9	34.2
14:00:00	37	18.4	12	33.8
15:00:00	38	15.6	8	34.4
16:00:00	35	18.2	8	33.8
17:00:00	33	17.9	12	33.8
18:00:00	34	16.0	11	35.2
19:00:00	18	23.1	6	35.0
20:00:00	14	18.2	3	34.2
21:00:00	7	12.9	0	0.0
22:00:00	8	20.0	1	32.5
23:00:00	3	12.5	0	0.0

Incoming Direction Histogram

Caistor Lane

from Wed-Aug-14-2019-11-00-AM to Thu-Sep-12-2019-11-59-AM

Date	Starting Hr:min	<15	15 to <20	20 to <25	25 to <30	30 to <35	35 to <40	40 to <45	45 to <50	50 to <55	55 to <60	60 to <65	65 to <70	70 to <75	75 to <80	80 to <85	85 to <90	90 to <95	95 to <100	100 to >105	Total Counts	85pct Speed	10mph Pace	% in pace	# of Speeders	% Speeders
14/08/2019	00:00	*	*	*	*	*	*	*	*	*	*	*	*	*	*	*	*	*	*	*	*	*	*	*	*	*
14/08/2019	01:00	*	*	*	*	*	*	*	*	*	*	*	*	*	*	*	*	*	*	*	*	*	*	*	*	*
14/08/2019	02:00	*	*	*	*	*	*	*	*	*	*	*	*	*	*	*	*	*	*	*	*	*	*	*	*	*
14/08/2019	03:00	*	*	*	*	*	*	*	*	*	*	*	*	*	*	*	*	*	*	*	*	*	*	*	*	*
14/08/2019	04:00	*	*	*	*	*	*	*	*	*	*	*	*	*	*	*	*	*	*	*	*	*	*	*	*	*
14/08/2019	05:00	*	*	*	*	*	*	*	*	*	*	*	*	*	*	*	*	*	*	*	*	*	*	*	*	*
14/08/2019	06:00	*	*	*	*	*	*	*	*	*	*	*	*	*	*	*	*	*	*	*	*	*	*	*	*	*
14/08/2019	07:00	*	*	*	*	*	*	*	*	*	*	*	*	*	*	*	*	*	*	*	*	*	*	*	*	*
14/08/2019	08:00	*	*	*	*	*	*	*	*	*	*	*	*	*	*	*	*	*	*	*	*	*	*	*	*	*
14/08/2019	09:00	*	*	*	*	*	*	*	*	*	*	*	*	*	*	*	*	*	*	*	*	*	*	*	*	*
14/08/2019	10:00	*	*	*	*	*	*	*	*	*	*	*	*	*	*	*	*	*	*	*	*	*	*	*	*	*
14/08/2019	11:00	1	1	7	16	8	0	0	0	0	0	0	0	0	0	0	0	0	0	0	33	31.9	25 to 35	93.9	8	24.2
14/08/2019	12:00	6	8	15	9	1	0	0	0	0	0	0	0	0	0	0	0	0	0	0	39	27.2	20 to 30	82.1	1	2.6
14/08/2019	13:00	102	6	11	4	0	0	0	0	0	0	0	0	0	0	0	0	0	0	0	123	17.5	10 to 20	87.8	*	*
14/08/2019	14:00	78	6	19	9	2	0	0	0	0	0	0	0	0	0	0	0	0	0	0	114	23.4	10 to 20	73.7	2	1.8
14/08/2019	15:00	90	18	20	5	7	0	0	0	0	0	0	0	0	0	0	0	0	0	0	140	22.8	10 to 20	77.1	7	5.0
14/08/2019	16:00	108	10	23	3	3	1	0	0	0	0	0	0	0	0	0	0	0	0	0	148	21.7	10 to 20	79.7	4	2.7
14/08/2019	17:00	16	30	24	12	2	0	0	0	0	0	0	0	0	0	0	0	0	0	0	84	25.4	20 to 30	78.6	2	2.4
14/08/2019	18:00	23	16	26	9	8	2	0	0	0	0	0	0	0	0	0	0	0	0	0	84	28.3	20 to 30	60.7	10	11.9
14/08/2019	19:00	6	15	22	4	1	2	0	0	0	0	0	0	0	0	0	0	0	0	0	50	24.8	20 to 30	82.0	3	6.0
14/08/2019	20:00	1	5	8	2	1	1	0	0	0	0	0	0	0	0	0	0	0	0	0	18	27.5	20 to 30	83.3	2	11.1
14/08/2019	21:00	4	8	7	1	0	0	0	0	0	0	0	0	0	0	0	0	0	0	0	20	23.6	15 to 25	90.0	*	*
14/08/2019	22:00	1	9	1	7	1	0	0	0	0	0	0	0	0	0	0	0	0	0	0	19	28.6	20 to 30	89.5	1	5.3
14/08/2019	23:00	31	1	2	3	1	1	0	0	0	0	0	0	0	0	0	0	0	0	0	39	22.5	10 to 20	82.1	2	5.1
24 Hr Summary		467	133	185	84	35	7	0	0	0	0	0	0	0	0	0	0	0	0	0	911	24.7	10 to 20	65.9	42	4.6

Incoming Direction Histogram

Caistor Lane

from Wed-Aug-14-2019-11-00-AM to Thu-Sep-12-2019-11-59-AM

Date	Starting Hr:min	<15	15 to <20	20 to <25	25 to <30	30 to <35	35 to <40	40 to <45	45 to <50	50 to <55	55 to <60	60 to <65	65 to <70	70 to <75	75 to <80	80 to <85	85 to <90	90 to <95	95 to <100	100 to >105	Total Counts	85pct Speed	10mph Pace	% in pace	# of Speeders	% Speeders
15/08/2019	00:00	3	0	1	0	0	0	0	0	0	0	0	0	0	0	0	0	0	0	0	4	15	15 to 25	100.0	*	*
15/08/2019	01:00	0	0	0	1	0	0	0	0	0	0	0	0	0	0	0	0	0	0	0	1	30	20 to 30	100.0	*	*
15/08/2019	02:00	0	0	0	0	0	1	0	0	0	0	0	0	0	0	0	0	0	0	0	1	40	30 to 40	100.0	1	100.0
15/08/2019	03:00	0	0	0	0	0	0	0	0	0	0	0	0	0	0	0	0	0	0	0	0	0	*	*	*	*
15/08/2019	04:00	0	0	0	0	1	0	0	0	0	0	0	0	0	0	0	0	0	0	0	1	35	25 to 35	100.0	1	100.0
15/08/2019	05:00	1	1	1	1	0	1	0	0	0	0	0	0	0	0	0	0	0	0	0	5	30	15 to 25	60.0	1	20.0
15/08/2019	06:00	2	1	1	2	1	2	0	0	0	0	0	0	0	0	0	0	0	0	0	9	37.5	30 to 40	55.6	3	33.3
15/08/2019	07:00	20	1	6	4	4	0	0	0	0	0	0	0	0	0	0	0	0	0	0	35	28.8	10 to 20	60.0	4	11.4
15/08/2019	08:00	9	6	7	4	2	2	0	0	0	0	0	0	0	0	0	0	0	0	0	30	30	15 to 25	70.0	4	13.3
15/08/2019	09:00	12	20	12	5	3	0	0	0	0	0	0	0	0	0	0	0	0	0	0	52	25	15 to 25	75.0	3	5.8
15/08/2019	10:00	8	14	15	4	1	1	0	0	0	0	0	0	0	0	0	0	0	0	0	43	25	15 to 25	76.7	2	4.7
15/08/2019	11:00	10	26	19	4	0	0	0	0	0	0	0	0	0	0	0	0	0	0	0	59	23.7	15 to 25	86.4	*	*
15/08/2019	12:00	16	7	20	20	8	1	0	0	0	0	0	0	0	0	0	0	0	0	0	72	29.5	25 to 35	66.7	9	12.5
15/08/2019	13:00	26	1	5	21	13	4	2	0	0	0	0	0	0	0	0	0	0	0	0	72	33.1	25 to 35	54.2	19	26.4
15/08/2019	14:00	8	1	12	15	10	6	1	0	1	0	0	0	0	0	0	0	0	0	0	54	35	25 to 35	68.5	18	33.3
15/08/2019	15:00	4	3	7	27	12	7	2	2	0	0	0	0	0	0	0	0	0	0	0	64	35.7	25 to 35	71.9	23	35.9
15/08/2019	16:00	3	4	6	37	16	10	2	1	0	0	0	0	0	0	0	0	0	0	0	79	35.5	30 to 40	79.7	29	36.7
15/08/2019	17:00	2	6	21	35	21	3	1	0	0	0	0	0	0	0	0	0	0	0	0	89	32.9	25 to 35	86.5	25	28.1
15/08/2019	18:00	3	1	14	27	16	4	5	1	0	0	0	0	0	0	0	0	0	0	0	71	34.7	25 to 35	80.3	26	36.6
15/08/2019	19:00	5	3	8	25	12	5	4	0	0	0	0	0	0	0	0	0	0	0	0	62	35	25 to 35	72.6	21	33.9
15/08/2019	20:00	2	1	5	9	7	6	1	1	0	0	0	0	0	0	0	0	0	0	0	32	37.5	30 to 40	68.8	15	46.9
15/08/2019	21:00	0	2	5	11	3	2	0	0	0	0	0	0	0	0	0	0	0	0	0	23	33.3	25 to 35	82.6	5	21.7
15/08/2019	22:00	2	0	2	8	4	2	2	0	0	0	0	0	0	0	0	0	0	0	0	20	37.5	25 to 35	70.0	8	40.0
15/08/2019	23:00	1	0	0	1	0	0	0	1	0	1	0	0	0	0	0	0	0	0	0	4	50	50 to 60	50.0	2	50.0
24 Hr Summary		137	98	167	261	134	57	20	6	1	1	0	0	0	0	0	0	0	0	0	882	33.2	25 to 35	63.7	219	24.8

Incoming Direction Histogram

Caistor Lane

from Wed-Aug-14-2019-11-00-AM to Thu-Sep-12-2019-11-59-AM

Date	Starting Hr:min	<15	15 to <20	20 to <25	25 to <30	30 to <35	35 to <40	40 to <45	45 to <50	50 to <55	55 to <60	60 to <65	65 to <70	70 to <75	75 to <80	80 to <85	85 to <90	90 to <95	95 to <100	100 to >105	Total Counts	85pct Speed	10mph Pace	% in pace	# of Speeders	% Speeders
16/08/2019	00:00	1	0	0	2	2	1	0	0	0	0	0	0	0	0	0	0	0	0	0	6	35	30 to 40	83.3	3	50.0
16/08/2019	01:00	0	0	0	0	0	0	0	0	0	0	0	0	0	0	0	0	0	0	0	0	0	*	*	*	*
16/08/2019	02:00	0	0	0	1	0	0	0	0	0	0	0	0	0	0	0	0	0	0	0	1	30	20 to 30	100.0	*	*
16/08/2019	03:00	0	0	0	0	0	0	0	0	0	0	0	0	0	0	0	0	0	0	0	0	0	*	*	*	*
16/08/2019	04:00	0	0	0	0	0	0	0	0	0	0	0	0	0	0	0	0	0	0	0	0	0	*	*	*	*
16/08/2019	05:00	0	0	0	1	0	1	0	1	0	0	0	0	0	0	0	0	0	0	0	3	50	30 to 40	66.7	2	66.7
16/08/2019	06:00	2	0	0	1	0	1	1	1	0	0	0	0	0	0	0	0	0	0	0	6	45	40 to 50	50.0	3	50.0
16/08/2019	07:00	3	1	4	8	10	4	2	1	0	0	0	0	0	0	0	0	0	0	0	33	37.5	25 to 35	66.7	17	51.5
16/08/2019	08:00	7	1	2	15	10	3	0	0	0	0	0	0	0	0	0	0	0	0	0	38	33.5	30 to 40	73.7	13	34.2
16/08/2019	09:00	4	1	6	21	8	4	0	1	0	0	0	0	0	0	0	0	0	0	0	45	33.8	25 to 35	77.8	13	28.9
16/08/2019	10:00	9	3	3	18	10	2	0	1	0	0	0	0	0	0	0	0	0	0	0	46	33	25 to 35	67.4	13	28.3
16/08/2019	11:00	8	4	10	27	15	1	0	0	0	0	0	0	0	0	0	0	0	0	0	65	32	25 to 35	80.0	16	24.6
16/08/2019	12:00	11	4	9	32	9	2	2	0	0	0	0	0	0	0	0	0	0	0	0	69	31.7	25 to 35	72.5	13	18.8
16/08/2019	13:00	8	2	8	23	9	6	4	1	0	0	0	0	0	0	0	0	0	0	0	61	36.7	25 to 35	65.6	20	32.8
16/08/2019	14:00	8	2	6	27	13	5	4	0	0	0	0	0	0	0	0	0	0	0	0	65	34.6	25 to 35	70.8	22	33.8
16/08/2019	15:00	52	3	5	32	14	2	0	0	0	0	0	0	0	0	0	0	0	0	0	108	30	10 to 20	50.9	16	14.8
16/08/2019	16:00	33	4	16	27	18	7	1	0	0	0	0	0	0	0	0	0	0	0	0	106	32.8	25 to 35	57.5	26	24.5
16/08/2019	17:00	25	6	9	39	24	7	4	0	1	0	0	0	0	0	0	0	0	0	0	115	34	25 to 35	62.6	36	31.3
16/08/2019	18:00	122	7	10	27	17	5	1	0	0	0	0	0	0	0	0	0	0	0	0	189	29.1	10 to 20	68.3	23	12.2
16/08/2019	19:00	45	1	1	9	14	6	1	0	1	0	0	0	0	0	0	0	0	0	0	78	33.6	10 to 20	59.0	22	28.2
16/08/2019	20:00	40	1	8	10	6	3	2	0	0	0	0	0	0	0	0	0	0	0	0	70	30.8	10 to 20	58.6	11	15.7
16/08/2019	21:00	188	4	3	6	1	0	0	0	0	0	0	0	0	0	0	0	0	0	0	202	11.4	10 to 20	95.0	1	0.5
16/08/2019	22:00	88	0	3	3	2	2	2	1	0	0	0	0	0	0	0	0	0	0	0	101	14.1	5 to 15	87.1	7	6.9
16/08/2019	23:00	107	2	0	1	3	1	0	0	0	0	0	0	0	0	0	0	0	0	0	114	9.9	10 to 20	95.6	4	3.5
24 Hr Summary		761	46	103	330	185	63	24	7	2	0	0	0	0	0	0	0	0	0	0	1521	31.4	10 to 20	53.1	281	18.5

Incoming Direction Histogram

Caistor Lane

from Wed-Aug-14-2019-11-00-AM to Thu-Sep-12-2019-11-59-AM

Date	Starting Hr:min	<15	15 to <20	20 to <25	25 to <30	30 to <35	35 to <40	40 to <45	45 to <50	50 to <55	55 to <60	60 to <65	65 to <70	70 to <75	75 to <80	80 to <85	85 to <90	90 to <95	95 to <100	100 to >105	Total Counts	85pct Speed	10mph Pace	% in pace	# of Speeders	% Speeders
17/08/2019	00:00	2	0	0	0	1	0	0	0	0	0	0	0	0	0	0	0	0	0	0	3	35	5 to 15	66.7	1	33.3
17/08/2019	01:00	0	0	0	1	3	0	0	0	1	0	0	0	0	0	0	0	0	0	0	5	35	25 to 35	80.0	4	80.0
17/08/2019	02:00	0	0	0	0	0	0	0	0	0	0	0	0	0	0	0	0	0	0	0	0	0	*	*	*	*
17/08/2019	03:00	1	0	1	0	0	1	0	0	0	0	0	0	0	0	0	0	0	0	0	3	40	15 to 25	66.7	1	33.3
17/08/2019	04:00	23	0	0	0	0	0	0	0	0	0	0	0	0	0	0	0	0	0	0	23	9.3	5 to 15	100.0	*	*
17/08/2019	05:00	0	0	0	1	0	0	0	0	0	0	0	0	0	0	0	0	0	0	0	1	30	20 to 30	100.0	*	*
17/08/2019	06:00	0	0	2	0	0	2	0	0	0	0	0	0	0	0	0	0	0	0	0	4	37.5	15 to 25	50.0	2	50.0
17/08/2019	07:00	4	0	0	2	2	2	2	0	0	0	0	0	0	0	0	0	0	0	0	12	40	30 to 40	50.0	6	50.0
17/08/2019	08:00	6	3	5	6	6	5	4	0	0	0	0	0	0	0	0	0	0	0	0	35	39	25 to 35	48.6	15	42.9
17/08/2019	09:00	5	2	2	13	9	4	0	0	0	0	0	0	0	0	0	0	0	0	0	35	34.4	30 to 40	74.3	13	37.1
17/08/2019	10:00	8	1	5	24	20	2	0	0	0	1	0	0	0	0	0	0	0	0	0	61	33.5	25 to 35	80.3	23	37.7
17/08/2019	11:00	7	2	6	26	16	2	1	0	0	0	0	0	0	0	0	0	0	0	0	60	33.1	25 to 35	80.0	19	31.7
17/08/2019	12:00	6	3	5	33	17	1	1	0	0	0	0	0	0	0	0	0	0	0	0	66	32.6	25 to 35	83.3	19	28.8
17/08/2019	13:00	3	5	11	32	18	6	0	1	0	0	0	0	0	0	0	0	0	0	0	76	33.9	25 to 35	80.3	25	32.9
17/08/2019	14:00	4	4	5	15	8	2	1	0	0	0	0	0	0	0	0	0	0	0	0	39	33.1	25 to 35	71.8	11	28.2
17/08/2019	15:00	4	1	5	14	17	8	0	0	0	0	0	0	0	0	0	0	0	0	0	49	35.6	30 to 40	79.6	25	51.0
17/08/2019	16:00	2	4	6	29	14	6	1	0	0	0	0	0	0	0	0	0	0	0	0	62	34.3	25 to 35	79.0	21	33.9
17/08/2019	17:00	7	4	8	22	26	12	3	1	1	0	0	0	0	0	0	0	0	0	0	84	36.7	30 to 40	71.4	43	51.2
17/08/2019	18:00	3	3	6	10	8	7	4	1	0	0	0	0	0	0	0	0	0	0	0	42	39.3	30 to 40	59.5	20	47.6
17/08/2019	19:00	0	4	5	18	6	6	1	0	0	0	0	0	0	0	0	0	0	0	0	40	35.8	30 to 40	75.0	13	32.5
17/08/2019	20:00	1	1	5	9	3	2	0	0	0	0	0	0	0	0	0	0	0	0	0	21	33.3	25 to 35	81.0	5	23.8
17/08/2019	21:00	3	1	3	5	3	3	0	1	0	0	0	0	0	0	0	0	0	0	0	19	36.7	25 to 35	57.9	7	36.8
17/08/2019	22:00	2	0	2	6	2	2	1	0	0	0	0	0	0	0	0	0	0	0	0	15	37.5	25 to 35	66.7	5	33.3
17/08/2019	23:00	0	0	2	5	2	3	0	0	0	0	0	0	0	0	0	0	0	0	0	12	36.7	30 to 40	83.3	5	41.7
24 Hr Summary		91	38	84	271	181	76	19	4	2	1	0	0	0	0	0	0	0	0	0	767	34.6	25 to 35	69.9	283	36.9

Incoming Direction Histogram

Caistor Lane

from Wed-Aug-14-2019-11-00-AM to Thu-Sep-12-2019-11-59-AM

Date	Starting Hr:min	<15	15 to <20	20 to <25	25 to <30	30 to <35	35 to <40	40 to <45	45 to <50	50 to <55	55 to <60	60 to <65	65 to <70	70 to <75	75 to <80	80 to <85	85 to <90	90 to <95	95 to <100	100 to >105	Total Counts	85pct Speed	10mph Pace	% in pace	# of Speeders	% Speeders
18/08/2019	00:00	4	0	1	3	1	0	0	0	0	0	0	0	0	0	0	0	0	0	0	9	30	25 to 35	55.6	1	11.1
18/08/2019	01:00	1	0	0	2	0	0	1	0	1	0	0	0	0	0	0	0	0	0	0	5	45	20 to 30	40.0	2	40.0
18/08/2019	02:00	0	0	0	0	0	0	0	0	0	0	0	0	0	0	0	0	0	0	0	0	0	*	*	*	*
18/08/2019	03:00	0	0	0	0	0	0	0	1	0	0	0	0	0	0	0	0	0	0	0	1	50	40 to 50	100.0	1	100.0
18/08/2019	04:00	0	0	0	0	0	0	0	0	0	0	0	0	0	0	0	0	0	0	0	0	0	*	*	*	*
18/08/2019	05:00	0	0	0	3	0	0	1	1	0	0	0	0	0	0	0	0	0	0	0	5	45	20 to 30	60.0	2	40.0
18/08/2019	06:00	0	1	1	0	0	0	1	1	0	0	0	0	0	0	0	0	0	0	0	4	45	15 to 25	50.0	2	50.0
18/08/2019	07:00	3	0	2	1	1	1	0	1	0	0	0	0	0	0	0	0	0	0	0	9	40	25 to 35	44.4	3	33.3
18/08/2019	08:00	1	0	2	5	3	1	1	0	0	0	0	0	0	0	0	0	0	0	0	13	35	25 to 35	76.9	5	38.5
18/08/2019	09:00	1	0	2	10	3	4	0	0	0	0	0	0	0	0	0	0	0	0	0	20	36.2	30 to 40	85.0	7	35.0
18/08/2019	10:00	10	1	0	17	13	4	0	0	0	0	0	0	0	0	0	0	0	0	0	45	33.8	30 to 40	75.6	17	37.8
18/08/2019	11:00	122	7	13	20	18	4	1	0	0	0	0	0	0	0	0	0	0	0	0	185	28.8	10 to 20	69.7	23	12.4
18/08/2019	12:00	5	0	4	26	22	7	2	1	1	0	0	0	0	0	0	0	0	0	0	68	35.7	30 to 40	80.9	33	48.5
18/08/2019	13:00	5	4	5	17	13	2	1	0	0	0	0	0	0	0	0	0	0	0	0	47	33.5	25 to 35	74.5	16	34.0
18/08/2019	14:00	7	1	7	17	18	2	1	1	0	0	0	0	0	0	0	0	0	0	0	54	33.9	25 to 35	77.8	22	40.7
18/08/2019	15:00	3	5	5	28	13	2	0	1	0	0	0	0	0	0	0	0	0	0	0	57	32.7	25 to 35	80.7	16	28.1
18/08/2019	16:00	2	2	8	32	12	2	0	0	0	0	0	0	0	0	0	0	0	0	0	58	32.1	25 to 35	89.7	14	24.1
18/08/2019	17:00	6	2	7	20	11	4	1	0	0	0	0	0	0	0	0	0	0	0	0	51	33.6	25 to 35	74.5	16	31.4
18/08/2019	18:00	4	4	2	23	15	2	0	0	0	0	0	0	0	0	0	0	0	0	0	50	33	25 to 35	80.0	17	34.0
18/08/2019	19:00	3	1	8	12	11	4	0	0	0	0	0	0	0	0	0	0	0	0	0	39	34.1	25 to 35	79.5	15	38.5
18/08/2019	20:00	0	1	3	8	4	4	2	0	0	0	0	0	0	0	0	0	0	0	0	22	38.8	30 to 40	72.7	10	45.5
18/08/2019	21:00	1	0	2	5	3	1	0	0	0	0	0	0	0	0	0	0	0	0	0	12	33.3	25 to 35	83.3	4	33.3
18/08/2019	22:00	1	1	1	4	2	0	0	0	0	0	0	0	0	0	0	0	0	0	0	9	32.5	25 to 35	77.8	2	22.2
18/08/2019	23:00	0	1	0	1	1	0	0	2	0	0	0	0	0	0	0	0	0	0	0	5	47.5	20 to 30	40.0	3	60.0
24 Hr Summary		179	31	73	254	164	44	12	9	2	0	0	0	0	0	0	0	0	0	0	768	33.5	25 to 35	63.9	231	30.1

Incoming Direction Histogram

Caistor Lane

from Wed-Aug-14-2019-11-00-AM to Thu-Sep-12-2019-11-59-AM

Date	Starting Hr:min	<15	15 to <20	20 to <25	25 to <30	30 to <35	35 to <40	40 to <45	45 to <50	50 to <55	55 to <60	60 to <65	65 to <70	70 to <75	75 to <80	80 to <85	85 to <90	90 to <95	95 to <100	100 to >105	Total Counts	85pct Speed	10mph Pace	% in pace	# of Speeders	% Speeders
19/08/2019	00:00	0	0	1	1	0	0	0	0	0	0	0	0	0	0	0	0	0	0	0	2	30	20 to 30	100.0	*	*
19/08/2019	01:00	1	0	0	0	0	0	1	0	0	0	0	0	0	0	0	0	0	0	0	2	45	5 to 15	50.0	1	50.0
19/08/2019	02:00	0	0	0	0	0	0	0	0	0	0	0	0	0	0	0	0	0	0	0	0	0	*	*	*	*
19/08/2019	03:00	0	0	0	0	0	0	1	0	0	0	0	0	0	0	0	0	0	0	0	1	45	35 to 45	100.0	1	100.0
19/08/2019	04:00	0	0	0	0	0	0	0	0	0	0	0	0	0	0	0	0	0	0	0	0	0	*	*	*	*
19/08/2019	05:00	0	0	0	1	0	1	0	0	0	0	0	0	0	0	0	0	0	0	0	2	40	30 to 40	100.0	1	50.0
19/08/2019	06:00	6	0	0	0	3	0	1	0	0	0	0	0	0	0	0	0	0	0	0	10	33.3	5 to 15	60.0	4	40.0
19/08/2019	07:00	8	1	3	7	2	3	1	1	0	0	0	0	0	0	0	0	0	0	0	26	36.7	25 to 35	46.2	7	26.9
19/08/2019	08:00	12	2	4	11	6	6	0	0	0	0	0	0	0	0	0	0	0	0	0	41	35	30 to 40	56.1	12	29.3
19/08/2019	09:00	7	1	1	17	8	3	0	0	0	0	0	0	0	0	0	0	0	0	0	37	33.1	30 to 40	75.7	11	29.7
19/08/2019	10:00	2	1	6	11	10	7	1	0	0	0	0	0	0	0	0	0	0	0	0	38	36.4	30 to 40	73.7	18	47.4
19/08/2019	11:00	2	3	7	21	13	1	1	1	0	0	0	0	0	0	0	0	0	0	0	49	33.5	25 to 35	83.7	16	32.7
19/08/2019	12:00	2	4	4	24	13	5	0	0	0	0	0	0	0	0	0	0	0	0	0	52	33.8	30 to 40	80.8	18	34.6
19/08/2019	13:00	182	2	7	11	7	3	1	0	0	0	0	0	0	0	0	0	0	0	0	213	14.3	10 to 20	86.4	11	5.2
19/08/2019	14:00	22	2	15	30	8	1	0	0	0	0	0	0	0	0	0	0	0	0	0	78	29.5	25 to 35	67.9	9	11.5
19/08/2019	15:00	143	3	7	20	16	4	1	0	0	0	0	0	0	0	0	0	0	0	0	194	28	10 to 20	75.3	21	10.8
19/08/2019	16:00	13	5	10	35	19	7	0	1	0	0	0	0	0	0	0	0	0	0	0	90	33.4	25 to 35	71.1	27	30.0
19/08/2019	17:00	21	7	12	30	24	5	1	0	0	0	0	0	0	0	0	0	0	0	0	100	33.1	25 to 35	66.0	30	30.0
19/08/2019	18:00	4	2	12	12	19	5	3	0	0	0	0	0	0	0	0	0	0	0	0	57	34.7	25 to 35	75.4	27	47.4
19/08/2019	19:00	4	0	8	13	12	1	0	0	0	0	0	0	0	0	0	0	0	0	0	38	32.9	25 to 35	86.8	13	34.2
19/08/2019	20:00	7	4	1	14	3	2	0	0	0	0	0	0	0	0	0	0	0	0	0	31	30	20 to 30	61.3	5	16.1
19/08/2019	21:00	1	1	4	5	4	1	0	0	0	0	0	0	0	0	0	0	0	0	0	16	33.8	25 to 35	81.3	5	31.3
19/08/2019	22:00	0	0	1	2	2	1	0	0	0	0	0	0	0	0	0	0	0	0	0	6	35	25 to 35	83.3	3	50.0
19/08/2019	23:00	1	1	1	1	0	0	0	0	0	0	0	0	0	0	0	0	0	0	0	4	25	15 to 25	75.0	*	*
24 Hr Summary		438	39	104	266	169	56	12	3	0	0	0	0	0	0	0	0	0	0	0	1087	32.3	25 to 35	49.6	240	22.1

Incoming Direction Histogram

Caistor Lane

from Wed-Aug-14-2019-11-00-AM to Thu-Sep-12-2019-11-59-AM

Date	Starting Hr:min	<15	15 to <20	20 to <25	25 to <30	30 to <35	35 to <40	40 to <45	45 to <50	50 to <55	55 to <60	60 to <65	65 to <70	70 to <75	75 to <80	80 to <85	85 to <90	90 to <95	95 to <100	100 to >105	Total Counts	85pct Speed	10mph Pace	% in pace	# of Speeders	% Speeders	
20/08/2019	00:00	2	0	1	1	2	0	0	0	0	0	0	0	0	0	0	0	0	0	0	6	32.5	25 to 35	66.7	2	33.3	
20/08/2019	01:00	0	0	0	1	0	0	0	0	0	0	0	0	0	0	0	0	0	0	0	1	30	20 to 30	100.0	*	*	
20/08/2019	02:00	0	1	0	0	1	0	2	0	0	0	0	0	0	0	0	0	0	0	0	4	42.5	35 to 45	75.0	3	75.0	
20/08/2019	03:00	0	0	0	0	0	0	0	0	0	0	0	0	0	0	0	0	0	0	0	0	0	0	*	*	*	*
20/08/2019	04:00	0	0	0	0	0	1	1	0	0	0	0	0	0	0	0	0	0	0	0	2	45	35 to 45	100.0	2	100.0	
20/08/2019	05:00	5	0	0	0	0	1	0	0	0	0	0	0	0	0	0	0	0	0	0	6	15	5 to 15	83.3	1	16.7	
20/08/2019	06:00	4	0	1	1	2	2	1	1	0	0	0	0	0	0	0	0	0	0	0	12	40	30 to 40	41.7	6	50.0	
20/08/2019	07:00	4	3	3	6	5	2	2	0	0	0	0	0	0	0	0	0	0	0	0	25	35	25 to 35	56.0	9	36.0	
20/08/2019	08:00	10	4	3	10	7	2	0	0	0	0	0	0	0	0	0	0	0	0	0	36	32.9	25 to 35	55.6	9	25.0	
20/08/2019	09:00	5	2	3	12	8	6	0	0	0	0	0	0	0	0	0	0	0	0	0	36	35.8	30 to 40	72.2	14	38.9	
20/08/2019	10:00	9	2	12	17	9	2	1	0	0	0	0	0	0	0	0	0	0	0	0	52	32.2	25 to 35	73.1	12	23.1	
20/08/2019	11:00	8	2	13	23	3	2	0	0	0	0	0	0	0	0	0	0	0	0	0	51	29.3	25 to 35	76.5	5	9.8	
20/08/2019	12:00	10	7	10	30	11	2	1	0	0	0	0	0	0	0	0	0	0	0	0	71	31.4	25 to 35	71.8	14	19.7	
20/08/2019	13:00	8	4	14	23	9	2	0	1	0	0	0	0	0	0	0	0	0	0	0	61	31.7	25 to 35	75.4	12	19.7	
20/08/2019	14:00	4	1	3	24	6	2	1	0	0	0	0	0	0	0	0	0	0	0	0	41	32.5	25 to 35	80.5	9	22.0	
20/08/2019	15:00	3	2	7	27	16	3	1	0	0	0	0	0	0	0	0	0	0	0	0	59	33.4	25 to 35	84.7	20	33.9	
20/08/2019	16:00	5	1	14	34	23	5	5	0	0	0	0	0	0	0	0	0	0	0	0	87	34.3	25 to 35	81.6	33	37.9	
20/08/2019	17:00	3	5	12	36	33	7	5	0	1	1	0	0	0	0	0	0	0	0	0	103	34.8	25 to 35	78.6	47	45.6	
20/08/2019	18:00	11	6	12	25	16	2	3	0	0	0	0	0	0	0	0	0	0	0	0	75	33.1	25 to 35	70.7	21	28.0	
20/08/2019	19:00	4	3	2	16	6	4	2	0	0	0	0	0	0	0	0	0	0	0	0	37	35	30 to 40	70.3	12	32.4	
20/08/2019	20:00	2	1	6	18	3	4	0	0	0	0	0	0	0	0	0	0	0	0	0	34	33.3	25 to 35	79.4	7	20.6	
20/08/2019	21:00	2	2	3	6	7	2	0	1	0	0	0	0	0	0	0	0	0	0	0	23	35	25 to 35	69.6	10	43.5	
20/08/2019	22:00	2	0	1	3	0	2	0	0	0	0	0	0	0	0	0	0	0	0	0	8	37.5	30 to 40	62.5	2	25.0	
20/08/2019	23:00	0	0	1	1	1	4	0	0	0	0	0	0	0	0	0	0	0	0	0	7	38.8	30 to 40	85.7	5	71.4	
24 Hr Summary		101	46	121	314	168	57	25	3	1	1	0	0	0	0	0	0	0	0	0	837	33.8	25 to 35	72.0	255	30.5	

Incoming Direction Histogram

Caistor Lane

from Wed-Aug-14-2019-11-00-AM to Thu-Sep-12-2019-11-59-AM

Date	Starting Hr:min	<15	15 to <20	20 to <25	25 to <30	30 to <35	35 to <40	40 to <45	45 to <50	50 to <55	55 to <60	60 to <65	65 to <70	70 to <75	75 to <80	80 to <85	85 to <90	90 to <95	95 to <100	100 to >105	Total Counts	85pct Speed	10mph Pace	% in pace	# of Speeders	% Speeders
21/08/2019	00:00	0	0	0	0	0	0	1	0	0	0	0	0	0	0	0	0	0	0	0	1	45	35 to 45	100.0	1	100.0
21/08/2019	01:00	0	0	0	0	0	0	0	0	0	0	0	0	0	0	0	0	0	0	0	0	0	*	*	*	*
21/08/2019	02:00	0	0	0	0	0	0	0	0	0	0	0	0	0	0	0	0	0	0	0	0	0	*	*	*	*
21/08/2019	03:00	0	0	0	0	0	0	0	0	0	0	0	0	0	0	0	0	0	0	0	0	0	*	*	*	*
21/08/2019	04:00	0	0	0	0	0	0	0	0	0	0	0	0	0	0	0	0	0	0	0	0	0	*	*	*	*
21/08/2019	05:00	3	0	0	0	1	0	1	0	0	0	0	0	0	0	0	0	0	0	0	5	35	5 to 15	60.0	2	40.0
21/08/2019	06:00	0	0	0	0	2	1	0	0	0	0	0	0	0	0	0	0	0	0	0	3	40	30 to 40	100.0	3	100.0
21/08/2019	07:00	1	0	2	6	2	2	5	0	0	0	0	0	0	0	0	0	0	0	0	18	42	25 to 35	55.6	9	50.0
21/08/2019	08:00	2	5	9	8	10	3	1	2	1	0	0	0	0	0	0	0	0	0	0	41	36.7	25 to 35	65.9	17	41.5
21/08/2019	09:00	7	3	3	16	5	5	2	0	0	0	0	0	0	0	0	0	0	0	0	41	36	30 to 40	63.4	12	29.3
21/08/2019	10:00	5	1	2	23	10	2	0	0	0	0	0	0	0	0	0	0	0	0	0	43	33	25 to 35	81.4	12	27.9
21/08/2019	11:00	6	3	8	15	8	2	1	1	0	0	0	0	0	0	0	0	0	0	0	44	33.1	25 to 35	70.5	12	27.3
21/08/2019	12:00	5	3	6	24	11	4	2	0	0	0	0	0	0	0	0	0	0	0	0	55	34.1	25 to 35	74.5	17	30.9
21/08/2019	13:00	4	3	4	20	15	2	2	0	0	0	0	0	0	0	0	0	0	0	0	50	33.7	25 to 35	78.0	19	38.0
21/08/2019	14:00	3	3	11	23	19	2	1	0	0	0	0	0	0	0	0	0	0	0	0	62	33.4	25 to 35	85.5	22	35.5
21/08/2019	15:00	3	4	13	24	9	2	1	0	0	0	0	0	0	0	0	0	0	0	0	56	32.2	25 to 35	82.1	12	21.4
21/08/2019	16:00	4	3	25	34	23	8	0	0	0	0	0	0	0	0	0	0	0	0	0	97	33.5	25 to 35	84.5	31	32.0
21/08/2019	17:00	10	18	27	43	20	4	0	0	0	0	0	0	0	0	0	0	0	0	0	122	31.5	25 to 35	73.8	24	19.7
21/08/2019	18:00	6	3	11	28	12	5	1	0	0	0	0	0	0	0	0	0	0	0	0	66	33.3	25 to 35	77.3	18	27.3
21/08/2019	19:00	1	0	3	12	11	5	3	0	0	0	0	0	0	0	0	0	0	0	0	35	38	30 to 40	80.0	19	54.3
21/08/2019	20:00	1	1	4	15	15	3	1	0	0	0	0	0	0	0	0	0	0	0	0	40	34.3	25 to 35	85.0	19	47.5
21/08/2019	21:00	4	0	7	4	4	1	2	1	0	0	0	0	0	0	0	0	0	0	0	23	40	25 to 35	65.2	8	34.8
21/08/2019	22:00	2	0	2	4	2	3	1	0	0	0	0	0	0	0	0	0	0	0	0	14	38.3	30 to 40	64.3	6	42.9
21/08/2019	23:00	0	0	2	2	0	1	1	0	0	0	0	0	0	0	0	0	0	0	0	6	40	20 to 30	66.7	2	33.3
24 Hr Summary		67	50	139	301	179	55	26	4	1	0	0	0	0	0	0	0	0	0	0	822	34	25 to 35	75.3	265	32.2

Incoming Direction Histogram

Caistor Lane

from Wed-Aug-14-2019-11-00-AM to Thu-Sep-12-2019-11-59-AM

Date	Starting Hr:min	<15	15 to <20	20 to <25	25 to <30	30 to <35	35 to <40	40 to <45	45 to <50	50 to <55	55 to <60	60 to <65	65 to <70	70 to <75	75 to <80	80 to <85	85 to <90	90 to <95	95 to <100	100 to >105	Total Counts	85pct Speed	10mph Pace	% in pace	# of Speeders	% Speeders
22/08/2019	00:00	1	0	2	0	1	0	0	0	0	0	0	0	0	0	0	0	0	0	0	4	25	15 to 25	75.0	1	25.0
22/08/2019	01:00	1	0	0	0	1	1	0	0	0	0	0	0	0	0	0	0	0	0	0	3	40	30 to 40	66.7	2	66.7
22/08/2019	02:00	0	0	0	0	0	0	0	0	0	0	0	0	0	0	0	0	0	0	0	0	0	*	*	*	*
22/08/2019	03:00	0	0	0	0	0	0	1	0	0	0	0	0	0	0	0	0	0	0	0	1	45	35 to 45	100.0	1	100.0
22/08/2019	04:00	0	0	0	0	0	0	0	0	0	0	0	0	0	0	0	0	0	0	0	0	0	*	*	*	*
22/08/2019	05:00	1	2	0	1	0	0	0	0	0	0	0	0	0	0	0	0	0	0	0	4	20	10 to 20	75.0	*	*
22/08/2019	06:00	4	0	1	2	1	0	0	0	0	0	0	0	0	0	0	0	0	0	0	8	30	5 to 15	50.0	1	12.5
22/08/2019	07:00	10	3	2	3	2	3	2	0	0	0	0	0	0	0	0	0	0	0	0	25	36.7	10 to 20	52.0	7	28.0
22/08/2019	08:00	11	4	2	16	11	4	0	0	0	0	0	0	0	0	0	0	0	0	0	48	33.6	30 to 40	64.6	15	31.3
22/08/2019	09:00	9	1	7	18	18	6	0	0	0	0	0	0	0	0	0	0	0	0	0	59	34.2	25 to 35	72.9	24	40.7
22/08/2019	10:00	10	3	13	19	11	4	0	0	0	0	0	0	0	0	0	0	0	0	0	60	32.7	25 to 35	71.7	15	25.0
22/08/2019	11:00	4	3	13	24	13	2	1	0	0	0	0	0	0	0	0	0	0	0	0	60	32.7	25 to 35	83.3	16	26.7
22/08/2019	12:00	11	1	5	13	13	3	1	1	0	0	0	0	0	0	0	0	0	0	0	48	34.2	25 to 35	64.6	18	37.5
22/08/2019	13:00	5	0	5	24	13	4	1	1	0	1	0	0	0	0	0	0	0	0	0	54	34.6	25 to 35	77.8	20	37.0
22/08/2019	14:00	4	1	5	34	13	3	2	1	0	0	0	0	0	0	0	0	0	0	0	63	33.8	25 to 35	82.5	19	30.2
22/08/2019	15:00	9	0	8	31	15	3	3	1	0	0	0	0	0	0	0	0	0	0	0	70	34	25 to 35	77.1	22	31.4
22/08/2019	16:00	1	4	4	31	14	5	0	0	0	0	0	0	0	0	0	0	0	0	0	59	33.6	30 to 40	84.7	19	32.2
22/08/2019	17:00	13	7	18	29	27	3	2	0	0	0	0	0	0	0	0	0	0	0	0	99	33.1	25 to 35	74.7	32	32.3
22/08/2019	18:00	3	4	10	19	19	8	3	2	0	0	0	0	0	0	0	0	0	0	0	68	36.9	25 to 35	70.6	32	47.1
22/08/2019	19:00	6	1	4	15	12	5	1	2	0	0	0	0	0	0	0	0	0	0	0	46	36	30 to 40	69.6	20	43.5
22/08/2019	20:00	3	4	8	13	6	4	2	1	0	0	0	0	0	0	0	0	0	0	0	41	36.2	25 to 35	65.9	13	31.7
22/08/2019	21:00	2	1	1	10	8	2	1	0	0	0	0	0	0	0	0	0	0	0	0	25	34.4	30 to 40	80.0	11	44.0
22/08/2019	22:00	1	0	0	6	4	3	0	0	0	0	0	0	0	0	0	0	0	0	0	14	36.7	30 to 40	92.9	7	50.0
22/08/2019	23:00	1	0	0	3	2	0	2	1	0	0	0	0	0	0	0	0	0	0	0	9	45	25 to 35	55.6	5	55.6
24 Hr Summary		110	39	108	311	204	63	22	10	0	1	0	0	0	0	0	0	0	0	0	868	34.2	25 to 35	71.8	300	34.6

Incoming Direction Histogram

Caistor Lane

from Wed-Aug-14-2019-11-00-AM to Thu-Sep-12-2019-11-59-AM

Date	Starting Hr:min	<15	15 to <20	20 to <25	25 to <30	30 to <35	35 to <40	40 to <45	45 to <50	50 to <55	55 to <60	60 to <65	65 to <70	70 to <75	75 to <80	80 to <85	85 to <90	90 to <95	95 to <100	100 to >105	Total Counts	85pct Speed	10mph Pace	% in pace	# of Speeders	% Speeders
23/08/2019	00:00	0	0	0	1	1	0	0	0	0	0	0	1	0	0	0	0	0	0	0	3	70	25 to 35	66.7	2	66.7
23/08/2019	01:00	0	0	0	0	0	1	0	0	0	0	0	0	0	0	0	0	0	0	0	1	40	30 to 40	100.0	1	100.0
23/08/2019	02:00	0	0	0	0	0	0	0	0	0	0	0	0	0	0	0	0	0	0	0	0	0	*	*	*	*
23/08/2019	03:00	0	0	0	0	1	0	0	0	0	0	0	0	0	0	0	0	0	0	0	1	35	25 to 35	100.0	1	100.0
23/08/2019	04:00	0	0	0	0	1	0	0	1	0	0	0	0	0	0	0	0	0	0	0	2	50	25 to 35	50.0	2	100.0
23/08/2019	05:00	1	0	0	0	0	0	0	0	0	0	0	0	0	0	0	0	0	0	0	1	10	5 to 15	100.0	*	*
23/08/2019	06:00	3	1	0	3	3	1	2	1	1	1	0	0	0	0	0	0	0	0	0	16	50	30 to 40	43.8	9	56.3
23/08/2019	07:00	5	0	0	1	6	5	1	1	0	0	0	0	0	0	0	0	0	0	0	19	39	30 to 40	63.2	13	68.4
23/08/2019	08:00	9	0	1	8	6	3	1	0	0	0	0	0	0	0	0	0	0	0	0	28	35	30 to 40	60.7	10	35.7
23/08/2019	09:00	3	2	4	18	8	2	1	0	0	0	0	0	0	0	0	0	0	0	0	38	33.1	25 to 35	78.9	11	28.9
23/08/2019	10:00	7	1	2	9	9	1	0	0	1	0	0	0	0	0	0	0	0	0	0	30	33.9	25 to 35	66.7	11	36.7
23/08/2019	11:00	5	1	10	18	19	2	3	0	0	0	0	0	0	0	0	0	0	0	0	58	33.9	25 to 35	81.0	24	41.4
23/08/2019	12:00	5	1	4	21	24	6	1	0	0	0	0	0	0	0	0	0	0	0	0	62	34.6	30 to 40	82.3	31	50.0
23/08/2019	13:00	8	3	11	19	12	6	1	2	0	0	0	0	0	0	0	0	0	0	0	62	35	25 to 35	67.7	21	33.9
23/08/2019	14:00	5	0	9	27	13	1	0	0	1	0	0	0	0	0	0	0	0	0	0	56	32.7	25 to 35	87.5	15	26.8
23/08/2019	15:00	5	5	7	24	19	5	0	1	0	0	0	0	0	0	0	0	0	0	0	66	33.9	25 to 35	75.8	25	37.9
23/08/2019	16:00	7	4	12	39	23	5	1	0	0	0	0	0	0	0	0	0	0	0	0	91	33.3	25 to 35	81.3	29	31.9
23/08/2019	17:00	6	10	11	30	30	8	4	0	0	0	0	0	0	0	0	0	0	0	0	99	34.5	25 to 35	71.7	42	42.4
23/08/2019	18:00	2	3	11	18	16	9	4	0	0	0	0	0	0	0	0	0	0	0	0	63	37.2	25 to 35	71.4	29	46.0
23/08/2019	19:00	7	2	7	14	9	7	2	1	0	0	0	0	0	0	0	0	0	0	0	49	37.1	25 to 35	61.2	19	38.8
23/08/2019	20:00	2	2	5	14	8	2	2	0	0	0	0	0	0	0	0	0	0	0	0	35	34.4	25 to 35	77.1	12	34.3
23/08/2019	21:00	1	1	6	7	2	1	1	0	0	0	0	0	0	0	0	0	0	0	0	19	32.5	25 to 35	78.9	4	21.1
23/08/2019	22:00	2	0	0	3	3	2	1	0	0	0	0	0	0	0	0	0	0	0	0	11	37.5	30 to 40	72.7	6	54.5
23/08/2019	23:00	0	0	1	2	0	0	2	0	1	0	0	0	0	0	0	0	0	0	0	6	45	20 to 30	50.0	3	50.0
24 Hr Summary		83	36	101	276	213	67	27	7	4	1	0	1	0	0	0	0	0	0	0	816	34.6	25 to 35	72.3	320	39.2

Incoming Direction Histogram

Caistor Lane

from Wed-Aug-14-2019-11-00-AM to Thu-Sep-12-2019-11-59-AM

Date	Starting Hr:min	<15	15 to <20	20 to <25	25 to <30	30 to <35	35 to <40	40 to <45	45 to <50	50 to <55	55 to <60	60 to <65	65 to <70	70 to <75	75 to <80	80 to <85	85 to <90	90 to <95	95 to <100	100 to >105	Total Counts	85pct Speed	10mph Pace	% in pace	# of Speeders	% Speeders	
24/08/2019	00:00	0	0	1	3	1	0	1	0	0	0	0	0	0	0	0	0	0	0	0	6	35	25 to 35	83.3	2	33.3	
24/08/2019	01:00	0	0	0	0	1	1	0	0	0	0	0	0	0	0	0	0	0	0	0	2	40	30 to 40	100.0	2	100.0	
24/08/2019	02:00	0	0	0	0	0	0	0	0	0	0	0	0	0	0	0	0	0	0	0	0	0	*	*	*	*	
24/08/2019	03:00	0	0	0	0	0	0	0	0	0	0	0	0	0	0	0	0	0	0	0	0	0	0	*	*	*	*
24/08/2019	04:00	0	0	0	0	0	0	0	0	0	0	0	0	0	0	0	0	0	0	0	0	0	0	*	*	*	*
24/08/2019	05:00	0	0	0	1	0	1	0	0	0	0	0	0	0	0	0	0	0	0	0	2	40	30 to 40	100.0	1	50.0	
24/08/2019	06:00	0	0	0	2	1	0	0	0	0	0	0	0	0	0	0	0	0	0	0	3	35	25 to 35	100.0	1	33.3	
24/08/2019	07:00	2	0	0	3	5	1	0	1	0	0	0	0	0	0	0	0	0	0	0	12	35	30 to 40	75.0	7	58.3	
24/08/2019	08:00	5	0	3	6	5	3	0	0	0	0	0	0	0	0	0	0	0	0	0	22	35	25 to 35	63.6	8	36.4	
24/08/2019	09:00	6	1	6	10	9	7	1	0	0	0	0	0	0	0	0	0	0	0	0	40	36.4	30 to 40	65.0	17	42.5	
24/08/2019	10:00	7	1	4	22	13	6	1	0	0	0	0	0	0	0	0	0	0	0	0	54	34.6	30 to 40	75.9	20	37.0	
24/08/2019	11:00	9	5	10	29	15	6	2	2	0	0	0	0	0	0	0	0	0	0	0	78	34.3	25 to 35	69.2	25	32.1	
24/08/2019	12:00	5	7	13	39	22	6	2	0	0	0	0	0	0	0	0	0	0	0	0	94	33.6	25 to 35	78.7	30	31.9	
24/08/2019	13:00	2	2	5	13	20	8	6	2	0	0	1	0	0	0	0	0	0	0	0	59	40	30 to 40	69.5	37	62.7	
24/08/2019	14:00	4	8	3	20	14	9	1	0	0	0	0	0	0	0	0	0	0	0	0	59	35.6	30 to 40	72.9	24	40.7	
24/08/2019	15:00	5	6	7	24	12	4	3	0	0	0	0	0	0	0	0	0	0	0	0	61	34.2	25 to 35	70.5	19	31.1	
24/08/2019	16:00	6	2	7	17	13	4	1	1	0	0	0	0	0	0	0	0	0	0	0	51	34.2	25 to 35	72.5	19	37.3	
24/08/2019	17:00	4	3	1	10	15	4	0	1	0	0	0	0	0	0	0	0	0	0	0	38	34.7	30 to 40	76.3	20	52.6	
24/08/2019	18:00	6	2	3	19	15	7	1	1	0	0	0	0	0	0	0	0	0	0	0	54	35.7	30 to 40	75.9	24	44.4	
24/08/2019	19:00	4	2	4	10	8	2	2	0	0	0	0	0	0	0	0	0	0	0	0	32	34.4	25 to 35	68.8	12	37.5	
24/08/2019	20:00	5	2	4	16	4	4	0	0	0	0	0	0	0	0	0	0	0	0	0	35	33.8	25 to 35	68.6	8	22.9	
24/08/2019	21:00	5	1	2	12	4	4	1	0	0	0	0	0	0	0	0	0	0	0	0	29	36.2	30 to 40	69.0	9	31.0	
24/08/2019	22:00	1	1	3	6	2	1	0	0	0	0	0	0	0	0	0	0	0	0	0	14	32.5	25 to 35	78.6	3	21.4	
24/08/2019	23:00	0	0	4	1	3	0	1	0	0	0	0	0	0	0	0	0	0	0	0	9	35	25 to 35	88.9	4	44.4	
24 Hr Summary		76	43	80	263	182	78	23	8	0	0	1	0	0	0	0	0	0	0	0	754	34.9	25 to 35	69.6	292	38.7	

Incoming Direction Histogram

Caistor Lane

from Wed-Aug-14-2019-11-00-AM to Thu-Sep-12-2019-11-59-AM

Date	Starting Hr:min	<15	15 to <20	20 to <25	25 to <30	30 to <35	35 to <40	40 to <45	45 to <50	50 to <55	55 to <60	60 to <65	65 to <70	70 to <75	75 to <80	80 to <85	85 to <90	90 to <95	95 to <100	100 to >105	Total Counts	85pct Speed	10mph Pace	% in pace	# of Speeders	% Speeders
25/08/2019	00:00	1	0	0	1	2	0	0	0	0	0	0	0	0	0	0	0	0	0	0	4	32.5	25 to 35	75.0	2	50.0
25/08/2019	01:00	0	0	1	3	2	0	0	0	0	0	0	0	0	0	0	0	0	0	0	6	32.5	25 to 35	100.0	2	33.3
25/08/2019	02:00	0	0	0	1	1	0	1	0	0	0	0	0	0	0	0	0	0	0	0	3	45	25 to 35	66.7	2	66.7
25/08/2019	03:00	0	0	0	0	0	0	0	0	0	0	0	0	0	0	0	0	0	0	0	0	0	*	*	*	*
25/08/2019	04:00	0	0	0	0	0	0	1	0	0	0	0	0	0	0	0	0	0	0	0	1	45	35 to 45	100.0	1	100.0
25/08/2019	05:00	0	0	1	0	0	1	0	0	0	0	0	0	0	0	0	0	0	0	0	2	40	15 to 25	50.0	1	50.0
25/08/2019	06:00	1	0	0	1	0	0	0	0	0	0	0	0	0	0	0	0	0	0	0	2	30	5 to 15	50.0	*	*
25/08/2019	07:00	1	1	1	2	2	0	1	0	0	0	0	0	0	0	0	0	0	0	0	8	35	25 to 35	62.5	3	37.5
25/08/2019	08:00	4	0	3	8	1	1	0	0	0	0	0	0	0	0	0	0	0	0	0	17	29.4	25 to 35	70.6	2	11.8
25/08/2019	09:00	10	1	3	11	12	0	0	0	0	0	0	0	0	0	0	0	0	0	0	37	32.5	25 to 35	70.3	12	32.4
25/08/2019	10:00	6	2	12	27	17	4	1	0	0	0	0	0	0	0	0	0	0	0	0	69	33.5	25 to 35	81.2	22	31.9
25/08/2019	11:00	4	5	15	31	14	7	1	0	0	0	0	0	0	0	0	0	0	0	0	77	33.6	25 to 35	77.9	22	28.6
25/08/2019	12:00	6	3	8	24	22	3	2	0	0	0	0	0	0	0	0	0	0	0	0	68	33.9	25 to 35	79.4	27	39.7
25/08/2019	13:00	4	1	6	15	21	5	0	1	0	1	0	0	0	0	0	0	0	0	0	54	34.8	25 to 35	77.8	28	51.9
25/08/2019	14:00	5	4	9	22	10	5	4	0	0	0	0	0	0	0	0	0	0	0	0	59	35	25 to 35	69.5	19	32.2
25/08/2019	15:00	5	5	5	39	28	6	0	0	0	0	0	0	0	0	0	0	0	0	0	88	33.8	30 to 40	83.0	34	38.6
25/08/2019	16:00	5	0	5	20	8	4	1	0	0	0	0	0	0	0	0	0	0	0	0	43	34.4	25 to 35	76.7	13	30.2
25/08/2019	17:00	5	1	2	11	10	2	1	0	0	1	0	0	0	0	0	0	0	0	0	33	34.5	25 to 35	69.7	14	42.4
25/08/2019	18:00	2	2	4	8	5	4	1	0	0	0	0	0	0	0	0	0	0	0	0	26	36.2	25 to 35	65.4	10	38.5
25/08/2019	19:00	4	0	3	7	10	3	1	0	0	0	0	0	0	0	0	0	0	0	0	28	35	25 to 35	71.4	14	50.0
25/08/2019	20:00	2	1	9	17	8	2	0	0	0	0	0	0	0	0	0	0	0	0	0	39	32.5	25 to 35	87.2	10	25.6
25/08/2019	21:00	0	0	3	5	2	3	0	0	0	0	0	0	0	0	0	0	0	0	0	13	36.7	25 to 35	76.9	5	38.5
25/08/2019	22:00	0	1	0	4	2	0	3	0	0	0	0	0	0	0	0	0	0	0	0	10	41.7	25 to 35	60.0	5	50.0
25/08/2019	23:00	0	0	0	1	2	1	0	0	1	1	0	0	0	0	0	0	0	0	0	6	55	30 to 40	66.7	5	83.3
24 Hr Summary		65	27	90	258	179	51	18	1	1	3	0	0	0	0	0	0	0	0	0	693	34.2	25 to 35	76.0	253	36.5

Incoming Direction Histogram

Caistor Lane

from Wed-Aug-14-2019-11-00-AM to Thu-Sep-12-2019-11-59-AM

Date	Starting Hr:min	<15	15 to <20	20 to <25	25 to <30	30 to <35	35 to <40	40 to <45	45 to <50	50 to <55	55 to <60	60 to <65	65 to <70	70 to <75	75 to <80	80 to <85	85 to <90	90 to <95	95 to <100	100 to >105	Total Counts	85pct Speed	10mph Pace	% in pace	# of Speeders	% Speeders	
26/08/2019	00:00	0	0	0	0	0	0	0	0	0	0	0	0	0	0	0	0	0	0	0	0	0	*	*	*	*	
26/08/2019	01:00	0	0	0	0	0	0	0	0	0	0	0	0	0	0	0	0	0	0	0	0	0	0	*	*	*	*
26/08/2019	02:00	0	0	0	0	0	0	0	0	0	0	0	0	0	0	0	0	0	0	0	0	0	0	*	*	*	*
26/08/2019	03:00	0	0	0	0	0	0	0	0	0	0	0	0	0	0	0	0	0	0	0	0	0	0	*	*	*	*
26/08/2019	04:00	0	0	0	0	0	0	0	0	0	0	0	0	0	0	0	0	0	0	0	0	0	0	*	*	*	*
26/08/2019	05:00	0	0	0	0	0	0	0	0	0	0	0	0	0	0	0	0	0	0	0	0	0	0	*	*	*	*
26/08/2019	06:00	0	0	0	0	0	0	0	0	0	0	0	0	0	0	0	0	0	0	0	0	0	0	*	*	*	*
26/08/2019	07:00	0	0	0	0	0	0	0	0	0	0	0	0	0	0	0	0	0	0	0	0	0	0	*	*	*	*
26/08/2019	08:00	0	0	0	0	0	0	0	0	0	0	0	0	0	0	0	0	0	0	0	0	0	0	*	*	*	*
26/08/2019	09:00	0	0	0	0	0	0	0	0	0	0	0	0	0	0	0	0	0	0	0	0	0	0	*	*	*	*
26/08/2019	10:00	0	2	0	0	0	0	0	0	0	0	0	0	0	0	0	0	0	0	0	2	20	10 to 20	100.0	*	*	
26/08/2019	11:00	1	0	0	0	0	0	0	0	0	0	0	0	0	0	0	0	0	0	0	1	15	5 to 15	100.0	*	*	
26/08/2019	12:00	0	0	0	0	0	0	0	0	0	0	0	0	0	0	0	0	0	0	0	0	0	0	*	*	*	*
26/08/2019	13:00	0	0	0	0	0	0	0	0	0	0	0	0	0	0	0	0	0	0	0	0	0	0	*	*	*	*
26/08/2019	14:00	0	0	0	0	0	0	0	0	0	0	0	0	0	0	0	0	0	0	0	0	0	0	*	*	*	*
26/08/2019	15:00	0	1	0	0	0	0	0	0	0	0	0	0	0	0	0	0	0	0	0	1	20	10 to 20	100.0	*	*	
26/08/2019	16:00	0	0	0	0	0	0	0	0	0	0	0	0	0	0	0	0	0	0	0	0	0	0	*	*	*	*
26/08/2019	17:00	0	0	0	0	0	0	0	0	0	0	0	0	0	0	0	0	0	0	0	0	0	0	*	*	*	*
26/08/2019	18:00	0	0	0	0	0	0	0	0	0	0	0	0	0	0	0	0	0	0	0	0	0	0	*	*	*	*
26/08/2019	19:00	0	0	0	0	0	0	0	0	0	0	0	0	0	0	0	0	0	0	0	0	0	0	*	*	*	*
26/08/2019	20:00	0	0	0	0	0	0	0	0	0	0	0	0	0	0	0	0	0	0	0	0	0	0	*	*	*	*
26/08/2019	21:00	0	0	0	0	0	0	0	0	0	0	0	0	0	0	0	0	0	0	0	0	0	0	*	*	*	*
26/08/2019	22:00	0	0	0	0	0	0	0	0	0	0	0	0	0	0	0	0	0	0	0	0	0	0	*	*	*	*
26/08/2019	23:00	0	0	0	0	0	0	0	0	0	0	0	0	0	0	0	0	0	0	0	0	0	0	*	*	*	*
24 Hr Summary		1	3	0	0	0	0	0	0	0	0	0	0	0	0	0	0	0	0	0	4	18.3	10 to 20	100.0	*		

Incoming Direction Histogram

Caistor Lane

from Wed-Aug-14-2019-11-00-AM to Thu-Sep-12-2019-11-59-AM

Date	Starting Hr:min	<15	15 to <20	20 to <25	25 to <30	30 to <35	35 to <40	40 to <45	45 to <50	50 to <55	55 to <60	60 to <65	65 to <70	70 to <75	75 to <80	80 to <85	85 to <90	90 to <95	95 to <100	100 to >105	Total Counts	85pct Speed	10mph Pace	% in pace	# of Speeders	% Speeders	
27/08/2019	00:00	0	1	0	0	0	0	0	0	0	0	0	0	0	0	0	0	0	0	0	1	20	10 to 20	100.0	*	*	
27/08/2019	01:00	0	0	0	0	0	0	0	0	0	0	0	0	0	0	0	0	0	0	0	0	0	0	*	*	*	*
27/08/2019	02:00	0	0	0	0	0	0	0	0	0	0	0	0	0	0	0	0	0	0	0	0	0	0	*	*	*	*
27/08/2019	03:00	0	0	0	0	0	0	0	0	0	0	0	0	0	0	0	0	0	0	0	0	0	0	*	*	*	*
27/08/2019	04:00	0	0	0	0	0	0	0	0	0	0	0	0	0	0	0	0	0	0	0	0	0	0	*	*	*	*
27/08/2019	05:00	0	0	0	0	0	0	0	0	0	0	0	0	0	0	0	0	0	0	0	0	0	0	*	*	*	*
27/08/2019	06:00	0	0	0	0	0	0	0	0	0	0	0	0	0	0	0	0	0	0	0	0	0	0	*	*	*	*
27/08/2019	07:00	0	0	0	0	0	0	0	0	0	0	0	0	0	0	0	0	0	0	0	0	0	0	*	*	*	*
27/08/2019	08:00	0	0	0	0	0	0	0	0	0	0	0	0	0	0	0	0	0	0	0	0	0	0	*	*	*	*
27/08/2019	09:00	0	0	0	0	0	0	0	0	0	0	0	0	0	0	0	0	0	0	0	0	0	0	*	*	*	*
27/08/2019	10:00	1	1	0	0	0	0	0	0	0	0	0	0	0	0	0	0	0	0	0	2	20	10 to 20	100.0	*	*	
27/08/2019	11:00	0	0	0	0	0	0	0	0	0	0	0	0	0	0	0	0	0	0	0	0	0	0	*	*	*	*
27/08/2019	12:00	0	0	0	0	0	0	0	0	0	0	0	0	0	0	0	0	0	0	0	0	0	0	*	*	*	*
27/08/2019	13:00	0	1	0	0	0	0	0	0	0	0	0	0	0	0	0	0	0	0	0	1	20	10 to 20	100.0	*	*	
27/08/2019	14:00	1	0	0	0	0	0	0	0	0	0	0	0	0	0	0	0	0	0	0	1	15	5 to 15	100.0	*	*	
27/08/2019	15:00	0	2	0	0	0	0	0	0	0	0	0	0	0	0	0	0	0	0	0	2	20	10 to 20	100.0	*	*	
27/08/2019	16:00	0	0	0	0	0	0	0	0	0	0	0	0	0	0	0	0	0	0	0	0	0	0	*	*	*	*
27/08/2019	17:00	0	0	0	0	0	0	0	0	0	0	0	0	0	0	0	0	0	0	0	0	0	0	*	*	*	*
27/08/2019	18:00	0	0	0	0	0	0	0	0	0	0	0	0	0	0	0	0	0	0	0	0	0	0	*	*	*	*
27/08/2019	19:00	0	0	0	0	0	0	0	0	0	0	0	0	0	0	0	0	0	0	0	0	0	0	*	*	*	*
27/08/2019	20:00	0	0	0	0	0	0	0	0	0	0	0	0	0	0	0	0	0	0	0	0	0	0	*	*	*	*
27/08/2019	21:00	0	0	0	0	0	0	0	0	0	0	0	0	0	0	0	0	0	0	0	0	0	0	*	*	*	*
27/08/2019	22:00	0	0	0	0	0	0	0	0	0	0	0	0	0	0	0	0	0	0	0	0	0	0	*	*	*	*
27/08/2019	23:00	0	0	0	0	0	0	0	0	0	0	0	0	0	0	0	0	0	0	0	0	0	0	*	*	*	*
24 Hr Summary		2	5	0	0	0	0	0	0	0	0	0	0	0	0	0	0	0	0	0	7	19	10 to 20	100.0	*		

Incoming Direction Histogram

Caistor Lane

from Wed-Aug-14-2019-11-00-AM to Thu-Sep-12-2019-11-59-AM

Date	Starting Hr:min	<15	15 to <20	20 to <25	25 to <30	30 to <35	35 to <40	40 to <45	45 to <50	50 to <55	55 to <60	60 to <65	65 to <70	70 to <75	75 to <80	80 to <85	85 to <90	90 to <95	95 to <100	100 to >105	Total Counts	85pct Speed	10mph Pace	% in pace	# of Speeders	% Speeders	
28/08/2019	00:00	0	0	0	0	0	0	0	0	0	0	0	0	0	0	0	0	0	0	0	0	0	*	*	*	*	
28/08/2019	01:00	0	0	0	0	0	0	0	0	0	0	0	0	0	0	0	0	0	0	0	0	0	0	*	*	*	*
28/08/2019	02:00	0	0	0	0	0	0	0	0	0	0	0	0	0	0	0	0	0	0	0	0	0	0	*	*	*	*
28/08/2019	03:00	0	0	0	0	0	0	0	0	0	0	0	0	0	0	0	0	0	0	0	0	0	0	*	*	*	*
28/08/2019	04:00	0	0	0	0	0	0	0	0	0	0	0	0	0	0	0	0	0	0	0	0	0	0	*	*	*	*
28/08/2019	05:00	0	0	0	0	0	0	0	0	0	0	0	0	0	0	0	0	0	0	0	0	0	0	*	*	*	*
28/08/2019	06:00	0	0	0	0	0	0	0	0	0	0	0	0	0	0	0	0	0	0	0	0	0	0	*	*	*	*
28/08/2019	07:00	1	2	0	0	0	0	0	0	0	0	0	0	0	0	0	0	0	0	0	3	20	10 to 20	100.0	*	*	
28/08/2019	08:00	24	2	0	0	0	0	0	0	0	0	0	0	0	0	0	0	0	0	0	26	12.5	10 to 20	100.0	*	*	
28/08/2019	09:00	13	3	0	0	0	0	0	0	0	0	0	0	0	0	0	0	0	0	0	16	16.7	10 to 20	100.0	*	*	
28/08/2019	10:00	5	0	0	0	0	0	0	0	0	0	0	0	0	0	0	0	0	0	0	5	10	5 to 15	100.0	*	*	
28/08/2019	11:00	47	0	0	0	0	0	0	0	0	0	0	0	0	0	0	0	0	0	0	47	9.8	5 to 15	100.0	*	*	
28/08/2019	12:00	124	1	0	0	0	0	0	0	0	0	0	0	0	0	0	0	0	0	0	125	9.3	10 to 20	100.0	*	*	
28/08/2019	13:00	0	0	0	0	0	0	0	0	0	0	0	0	0	0	0	0	0	0	0	0	0	*	*	*	*	
28/08/2019	14:00	0	0	0	0	0	0	0	0	0	0	0	0	0	0	0	0	0	0	0	0	0	*	*	*	*	
28/08/2019	15:00	0	1	0	0	0	0	0	0	0	0	0	0	0	0	0	0	0	0	0	1	20	10 to 20	100.0	*	*	
28/08/2019	16:00	0	0	0	0	0	0	0	0	0	0	0	0	0	0	0	0	0	0	0	0	0	*	*	*	*	
28/08/2019	17:00	2	0	0	0	0	0	0	0	0	0	0	0	0	0	0	0	0	0	0	2	15	5 to 15	100.0	*	*	
28/08/2019	18:00	7	0	0	0	0	0	0	0	0	0	0	0	0	0	0	0	0	0	0	7	9.3	5 to 15	100.0	*	*	
28/08/2019	19:00	0	0	1	0	0	0	0	0	0	0	0	0	0	0	0	0	0	0	0	1	25	15 to 25	100.0	*	*	
28/08/2019	20:00	1	0	0	0	0	0	0	0	0	0	0	0	0	0	0	0	0	0	0	1	15	5 to 15	100.0	*	*	
28/08/2019	21:00	0	0	0	0	0	0	0	0	0	0	0	0	0	0	0	0	0	0	0	0	0	*	*	*	*	
28/08/2019	22:00	0	0	0	0	0	0	0	0	0	0	0	0	0	0	0	0	0	0	0	0	0	*	*	*	*	
28/08/2019	23:00	0	1	0	0	0	0	0	0	0	0	0	0	0	0	0	0	0	0	0	1	20	10 to 20	100.0	*	*	
24 Hr Summary		224	10	1	0	0	0	0	0	0	0	0	0	0	0	0	0	0	0	0	235	9.8	10 to 20	99.6	*		

Incoming Direction Histogram

Caistor Lane

from Wed-Aug-14-2019-11-00-AM to Thu-Sep-12-2019-11-59-AM

Date	Starting Hr:min	<15	15 to <20	20 to <25	25 to <30	30 to <35	35 to <40	40 to <45	45 to <50	50 to <55	55 to <60	60 to <65	65 to <70	70 to <75	75 to <80	80 to <85	85 to <90	90 to <95	95 to <100	100 to >105	Total Counts	85pct Speed	10mph Pace	% in pace	# of Speeders	% Speeders	
29/08/2019	00:00	0	0	0	0	0	0	0	0	0	0	0	0	0	0	0	0	0	0	0	0	0	*	*	*	*	
29/08/2019	01:00	0	0	0	0	0	0	0	0	0	0	0	0	0	0	0	0	0	0	0	0	0	0	*	*	*	*
29/08/2019	02:00	0	0	0	0	0	0	0	0	0	0	0	0	0	0	0	0	0	0	0	0	0	0	*	*	*	*
29/08/2019	03:00	0	0	0	0	0	0	0	0	0	0	0	0	0	0	0	0	0	0	0	0	0	0	*	*	*	*
29/08/2019	04:00	0	0	0	0	0	0	0	0	0	0	0	0	0	0	0	0	0	0	0	0	0	0	*	*	*	*
29/08/2019	05:00	0	0	0	0	0	0	0	0	0	0	0	0	0	0	0	0	0	0	0	0	0	0	*	*	*	*
29/08/2019	06:00	0	0	0	0	0	0	0	0	0	0	0	0	0	0	0	0	0	0	0	0	0	0	*	*	*	*
29/08/2019	07:00	1	3	0	0	0	0	0	0	0	0	0	0	0	0	0	0	0	0	0	0	4	18.3	10 to 20	100.0	*	*
29/08/2019	08:00	1	3	0	0	0	0	0	0	0	0	0	0	0	0	0	0	0	0	0	0	4	18.3	10 to 20	100.0	*	*
29/08/2019	09:00	0	1	0	0	0	0	0	0	0	0	0	0	0	0	0	0	0	0	0	0	1	20	10 to 20	100.0	*	*
29/08/2019	10:00	1	1	0	0	0	0	0	0	0	0	0	0	0	0	0	0	0	0	0	0	2	20	10 to 20	100.0	*	*
29/08/2019	11:00	0	1	0	0	0	0	0	0	0	0	0	0	0	0	0	0	0	0	0	0	1	20	10 to 20	100.0	*	*
29/08/2019	12:00	1	0	0	0	0	0	0	0	0	0	0	0	0	0	0	0	0	0	0	0	1	10	5 to 15	100.0	*	*
29/08/2019	13:00	4	1	5	10	1	1	1	0	0	0	0	0	0	0	0	0	0	0	0	0	23	30	20 to 30	69.6	3	13.0
29/08/2019	14:00	9	7	10	21	6	2	0	0	0	0	0	0	0	0	0	0	0	0	0	0	55	30	20 to 30	69.1	8	14.5
29/08/2019	15:00	13	3	8	20	9	3	1	0	0	0	0	0	0	0	0	0	0	0	0	0	57	32.2	25 to 35	64.9	13	22.8
29/08/2019	16:00	9	6	13	26	19	9	1	0	0	0	0	0	0	0	0	0	0	0	0	0	83	34.5	25 to 35	69.9	29	34.9
29/08/2019	17:00	10	10	19	22	13	5	1	0	0	0	0	0	0	0	0	0	0	0	0	0	80	32.7	25 to 35	67.5	19	23.8
29/08/2019	18:00	9	7	7	20	7	1	3	0	0	0	0	0	0	0	0	0	0	0	0	0	54	32.1	20 to 30	63.0	11	20.4
29/08/2019	19:00	11	1	5	14	14	3	1	0	0	0	0	0	0	0	0	0	0	0	0	0	49	33.9	25 to 35	67.3	18	36.7
29/08/2019	20:00	3	2	8	14	4	2	1	1	0	0	0	0	0	0	0	0	0	0	0	0	35	33.8	25 to 35	74.3	8	22.9
29/08/2019	21:00	4	0	3	7	2	2	0	0	1	0	0	0	0	0	0	0	0	0	0	0	19	35	25 to 35	63.2	5	26.3
29/08/2019	22:00	4	1	1	3	3	0	1	0	0	0	0	0	0	0	0	0	0	0	0	0	13	33.3	25 to 35	53.8	4	30.8
29/08/2019	23:00	0	1	1	3	2	0	1	0	0	0	0	0	0	0	0	0	0	0	0	0	8	35	25 to 35	75.0	3	37.5
24 Hr Summary		80	48	80	160	80	28	11	1	1	0	0	0	0	0	0	0	0	0	0	489	33	25 to 35	65.4	121	24.7	

Incoming Direction Histogram

Caistor Lane

from Wed-Aug-14-2019-11-00-AM to Thu-Sep-12-2019-11-59-AM

Date	Starting Hr:min	<15	15 to <20	20 to <25	25 to <30	30 to <35	35 to <40	40 to <45	45 to <50	50 to <55	55 to <60	60 to <65	65 to <70	70 to <75	75 to <80	80 to <85	85 to <90	90 to <95	95 to <100	100 to >105	Total Counts	85pct Speed	10mph Pace	% in pace	# of Speeders	% Speeders
30/08/2019	00:00	0	0	0	3	0	1	0	0	0	0	0	0	0	0	0	0	0	0	0	4	30	30 to 40	100.0	1	25.0
30/08/2019	01:00	0	0	0	0	0	0	0	0	0	0	0	0	0	0	0	0	0	0	0	0	0	*	*	*	*
30/08/2019	02:00	0	0	0	0	0	1	1	0	0	0	0	0	0	0	0	0	0	0	0	2	45	35 to 45	100.0	2	100.0
30/08/2019	03:00	0	0	0	0	0	0	0	0	0	0	0	0	0	0	0	0	0	0	0	0	0	*	*	*	*
30/08/2019	04:00	0	0	0	0	0	0	0	0	0	0	0	0	0	0	0	0	0	0	0	0	0	*	*	*	*
30/08/2019	05:00	2	0	0	0	0	1	0	0	0	0	0	0	0	0	0	0	0	0	0	3	40	5 to 15	66.7	1	33.3
30/08/2019	06:00	4	0	1	3	1	1	0	1	1	0	0	0	0	0	0	0	0	0	0	12	40	25 to 35	41.7	4	33.3
30/08/2019	07:00	10	2	1	2	5	4	1	0	0	0	0	0	0	0	0	0	0	0	0	25	36.2	10 to 20	48.0	10	40.0
30/08/2019	08:00	18	6	4	12	6	6	1	0	1	0	0	0	0	0	0	0	0	0	0	54	35	10 to 20	44.4	14	25.9
30/08/2019	09:00	13	3	5	10	11	0	2	0	0	0	0	0	0	0	0	0	0	0	0	44	32.7	25 to 35	59.1	13	29.5
30/08/2019	10:00	12	1	9	18	10	2	1	1	0	0	0	0	0	0	0	0	0	0	0	54	33	25 to 35	68.5	14	25.9
30/08/2019	11:00	8	9	14	15	12	7	0	0	0	0	0	0	0	0	0	0	0	0	0	65	33.8	25 to 35	63.1	19	29.2
30/08/2019	12:00	3	2	8	14	10	1	1	0	0	0	0	0	0	0	0	0	0	0	0	39	33	25 to 35	82.1	12	30.8
30/08/2019	13:00	4	3	3	16	17	2	0	0	0	0	0	0	0	0	0	0	0	0	0	45	33.5	25 to 35	80.0	19	42.2
30/08/2019	14:00	8	5	10	18	10	1	2	0	0	0	0	0	0	0	0	0	0	0	0	54	32.5	25 to 35	70.4	13	24.1
30/08/2019	15:00	5	5	8	24	14	2	1	0	0	0	0	0	0	0	0	0	0	0	0	59	32.9	25 to 35	78.0	17	28.8
30/08/2019	16:00	10	7	14	32	20	3	2	0	0	0	0	0	0	0	0	0	0	0	0	88	33	25 to 35	75.0	25	28.4
30/08/2019	17:00	13	8	11	23	20	8	1	0	0	0	0	0	0	0	0	0	0	0	0	84	34	25 to 35	64.3	29	34.5
30/08/2019	18:00	12	8	15	26	16	1	1	0	0	0	0	0	0	0	0	0	0	0	0	79	31.9	25 to 35	72.2	18	22.8
30/08/2019	19:00	12	7	7	20	4	5	0	0	0	0	0	0	0	0	0	0	0	0	0	55	31.2	20 to 30	61.8	9	16.4
30/08/2019	20:00	4	1	3	12	4	1	0	0	0	0	1	0	0	0	0	0	0	0	0	26	32.5	25 to 35	73.1	6	23.1
30/08/2019	21:00	2	2	1	6	7	0	0	0	0	0	0	0	0	0	0	0	0	0	0	18	32.9	25 to 35	77.8	7	38.9
30/08/2019	22:00	2	1	3	2	2	1	2	0	0	0	0	0	0	0	0	0	0	0	0	13	40	25 to 35	53.8	5	38.5
30/08/2019	23:00	1	2	3	4	1	2	0	1	0	0	0	0	0	0	0	0	0	0	0	14	37.5	20 to 30	64.3	4	28.6
24 Hr Summary		143	72	120	260	170	50	16	3	2	0	1	0	0	0	0	0	0	0	0	837	33.4	25 to 35	65.7	242	28.9

Incoming Direction Histogram

Caistor Lane

from Wed-Aug-14-2019-11-00-AM to Thu-Sep-12-2019-11-59-AM

Date	Starting Hr:min	<15	15 to <20	20 to <25	25 to <30	30 to <35	35 to <40	40 to <45	45 to <50	50 to <55	55 to <60	60 to <65	65 to <70	70 to <75	75 to <80	80 to <85	85 to <90	90 to <95	95 to <100	100 to >105	Total Counts	85pct Speed	10mph Pace	% in pace	# of Speeders	% Speeders
31/08/2019	00:00	0	3	4	2	3	0	0	0	0	0	0	0	0	0	0	0	0	0	0	12	31.7	20 to 30	75.0	3	25.0
31/08/2019	01:00	1	0	0	1	0	0	0	0	0	0	0	0	0	0	0	0	0	0	0	2	30	5 to 15	50.0	*	*
31/08/2019	02:00	0	0	0	1	0	0	0	0	0	0	0	0	0	0	0	0	0	0	0	1	30	20 to 30	100.0	*	*
31/08/2019	03:00	0	0	1	0	0	0	0	0	0	0	0	0	0	0	0	0	0	0	0	1	25	15 to 25	100.0	*	*
31/08/2019	04:00	0	0	0	0	0	0	0	0	0	0	0	0	0	0	0	0	0	0	0	0	0	*	*	*	*
31/08/2019	05:00	2	0	0	0	2	0	0	0	0	0	0	0	0	0	0	0	0	0	0	4	32.5	5 to 15	50.0	2	50.0
31/08/2019	06:00	0	0	0	1	1	0	0	0	0	0	0	0	0	0	0	0	0	0	0	2	35	25 to 35	100.0	1	50.0
31/08/2019	07:00	9	2	0	5	2	0	0	0	0	0	0	0	0	0	0	0	0	0	0	18	29	10 to 20	61.1	2	11.1
31/08/2019	08:00	9	4	3	6	6	2	0	0	0	0	0	0	0	0	0	0	0	0	0	30	33.3	25 to 35	50.0	8	26.7
31/08/2019	09:00	8	2	5	15	8	4	0	0	0	0	0	0	0	0	0	0	0	0	0	42	33.8	25 to 35	66.7	12	28.6
31/08/2019	10:00	22	3	12	23	7	0	1	0	0	0	0	0	0	0	0	0	0	0	0	68	29.6	25 to 35	61.8	8	11.8
31/08/2019	11:00	10	3	17	11	10	1	1	0	0	0	0	0	0	0	0	0	0	0	0	53	32	25 to 35	71.7	12	22.6
31/08/2019	12:00	10	3	6	13	16	8	0	0	0	0	0	0	0	0	0	0	0	0	0	56	35	30 to 40	66.1	24	42.9
31/08/2019	13:00	11	2	7	30	14	3	0	0	0	0	0	0	0	0	0	0	0	0	0	67	32.5	25 to 35	76.1	17	25.4
31/08/2019	14:00	13	2	8	28	14	5	0	1	0	0	0	0	0	0	0	0	0	0	0	71	33.2	25 to 35	70.4	20	28.2
31/08/2019	15:00	4	2	4	17	13	3	1	0	0	0	0	0	0	0	0	0	0	0	0	44	33.8	25 to 35	77.3	17	38.6
31/08/2019	16:00	5	6	6	28	16	5	0	0	1	0	0	0	0	0	0	0	0	0	0	67	33.8	25 to 35	74.6	22	32.8
31/08/2019	17:00	6	4	9	20	16	4	2	0	0	0	0	0	0	0	0	0	0	0	0	61	34.1	25 to 35	73.8	22	36.1
31/08/2019	18:00	10	2	5	14	7	2	1	0	0	0	0	0	0	0	0	0	0	0	0	41	32.9	25 to 35	63.4	10	24.4
31/08/2019	19:00	7	4	4	7	6	1	0	0	0	0	0	0	0	0	0	0	0	0	0	29	32.5	25 to 35	58.6	7	24.1
31/08/2019	20:00	2	2	4	4	1	2	2	0	0	0	0	0	0	0	0	0	0	0	0	17	37.5	20 to 30	58.8	5	29.4
31/08/2019	21:00	5	2	4	4	8	1	0	0	0	0	0	0	0	0	0	0	0	0	0	24	33.1	25 to 35	66.7	9	37.5
31/08/2019	22:00	6	1	0	7	0	2	1	2	1	0	0	0	0	0	0	0	0	0	0	20	45	30 to 40	45.0	6	30.0
31/08/2019	23:00	1	0	2	3	2	0	1	0	0	0	0	0	0	0	0	0	0	0	0	9	35	25 to 35	77.8	3	33.3
24 Hr Summary		141	47	101	240	152	43	10	3	2	0	0	0	0	0	0	0	0	0	0	739	33.3	25 to 35	66.7	210	28.4

Incoming Direction Histogram

Caistor Lane

from Wed-Aug-14-2019-11-00-AM to Thu-Sep-12-2019-11-59-AM

Date	Starting Hr:min	<15	15 to <20	20 to <25	25 to <30	30 to <35	35 to <40	40 to <45	45 to <50	50 to <55	55 to <60	60 to <65	65 to <70	70 to <75	75 to <80	80 to <85	85 to <90	90 to <95	95 to <100	100 to >105	Total Counts	85pct Speed	10mph Pace	% in pace	# of Speeders	% Speeders
01/09/2019	00:00	0	0	1	1	0	2	0	0	0	0	0	0	0	0	0	0	0	0	0	4	37.5	30 to 40	75.0	2	50.0
01/09/2019	01:00	0	0	0	1	0	0	0	0	0	0	0	0	0	0	0	0	0	0	0	1	30	20 to 30	100.0	*	*
01/09/2019	02:00	0	0	0	0	0	0	0	0	0	0	0	0	0	0	0	0	0	0	0	0	0	*	*	*	*
01/09/2019	03:00	0	0	0	0	0	1	0	0	0	0	0	0	0	0	0	0	0	0	0	1	40	30 to 40	100.0	1	100.0
01/09/2019	04:00	1	0	1	0	0	0	0	0	0	0	0	0	0	0	0	0	0	0	0	2	25	15 to 25	100.0	*	*
01/09/2019	05:00	2	0	1	0	0	0	0	0	0	0	0	0	0	0	0	0	0	0	0	3	25	5 to 15	66.7	*	*
01/09/2019	06:00	1	0	0	0	0	0	0	0	0	0	0	0	0	0	0	0	0	0	0	1	10	5 to 15	100.0	*	*
01/09/2019	07:00	2	2	1	1	0	0	0	2	0	0	0	0	0	0	0	0	0	0	0	8	47.5	10 to 20	50.0	2	25.0
01/09/2019	08:00	4	2	2	6	5	5	1	0	0	0	0	0	0	0	0	0	0	0	0	25	37	30 to 40	64.0	11	44.0
01/09/2019	09:00	9	3	1	7	3	0	1	1	0	0	0	0	0	0	0	0	0	0	0	25	31.7	10 to 20	48.0	5	20.0
01/09/2019	10:00	8	7	3	20	10	3	0	0	0	0	0	0	0	0	0	0	0	0	0	51	32.5	25 to 35	64.7	13	25.5
01/09/2019	11:00	12	2	8	22	11	4	1	0	0	0	0	0	0	0	0	0	0	0	0	60	33.2	25 to 35	68.3	16	26.7
01/09/2019	12:00	7	6	10	19	15	0	0	0	0	0	0	0	0	0	0	0	0	0	0	57	32	25 to 35	77.2	15	26.3
01/09/2019	13:00	6	7	10	14	8	4	0	0	0	0	0	0	0	0	0	0	0	0	0	49	33.1	25 to 35	65.3	12	24.5
01/09/2019	14:00	5	6	10	20	10	5	0	0	0	0	0	0	0	0	0	0	0	0	0	56	33.5	25 to 35	71.4	15	26.8
01/09/2019	15:00	4	5	7	27	21	6	0	0	0	0	0	0	0	0	0	0	0	0	0	70	34	25 to 35	78.6	27	38.6
01/09/2019	16:00	5	6	10	20	12	1	3	0	0	0	0	0	0	0	0	0	0	0	0	57	32.9	25 to 35	73.7	16	28.1
01/09/2019	17:00	12	1	6	10	14	2	0	0	1	0	0	0	0	0	0	0	0	0	0	46	33.6	25 to 35	65.2	17	37.0
01/09/2019	18:00	4	3	6	10	2	4	0	0	0	0	0	0	0	0	0	0	0	0	0	29	35	20 to 30	65.5	6	20.7
01/09/2019	19:00	7	3	0	5	6	3	2	0	0	0	0	0	0	0	0	0	0	0	0	26	36.7	30 to 40	53.8	11	42.3
01/09/2019	20:00	0	1	1	10	2	3	0	1	0	0	0	0	0	0	0	0	0	0	0	18	36.7	30 to 40	83.3	6	33.3
01/09/2019	21:00	1	0	1	1	0	2	0	0	0	0	0	0	0	0	0	0	0	0	0	5	37.5	30 to 40	60.0	2	40.0
01/09/2019	22:00	2	1	2	4	1	0	0	1	1	0	0	0	0	0	0	0	0	0	0	12	35	20 to 30	58.3	3	25.0
01/09/2019	23:00	1	0	0	1	0	1	0	0	0	0	0	0	0	0	0	0	0	0	0	3	40	30 to 40	66.7	1	33.3
24 Hr Summary		93	55	81	199	120	46	8	5	2	0	0	0	0	0	0	0	0	0	0	609	33.8	25 to 35	65.7	181	29.7

Incoming Direction Histogram

Caistor Lane

from Wed-Aug-14-2019-11-00-AM to Thu-Sep-12-2019-11-59-AM

Date	Starting Hr:min	<15	15 to <20	20 to <25	25 to <30	30 to <35	35 to <40	40 to <45	45 to <50	50 to <55	55 to <60	60 to <65	65 to <70	70 to <75	75 to <80	80 to <85	85 to <90	90 to <95	95 to <100	100 to >105	Total Counts	85pct Speed	10mph Pace	% in pace	# of Speeders	% Speeders
02/09/2019	00:00	0	0	0	0	2	0	0	0	0	0	0	0	0	0	0	0	0	0	0	2	35	25 to 35	100.0	2	100.0
02/09/2019	01:00	0	0	0	0	0	0	0	0	0	0	0	0	0	0	0	0	0	0	0	0	0	*	*	*	*
02/09/2019	02:00	0	0	1	0	0	0	0	0	0	0	0	0	0	0	0	0	0	0	0	1	25	15 to 25	100.0	*	*
02/09/2019	03:00	0	0	0	0	0	1	0	0	0	0	0	0	0	0	0	0	0	0	0	1	40	30 to 40	100.0	1	100.0
02/09/2019	04:00	0	0	0	0	0	0	0	0	0	0	0	0	0	0	0	0	0	0	0	0	0	*	*	*	*
02/09/2019	05:00	3	0	1	0	0	0	0	0	0	0	0	0	0	0	0	0	0	0	0	4	10	5 to 15	75.0	*	*
02/09/2019	06:00	4	4	0	0	2	0	0	0	0	0	0	0	0	0	0	0	0	0	0	10	20	10 to 20	80.0	2	20.0
02/09/2019	07:00	16	7	5	4	3	3	0	0	1	0	0	0	0	0	0	0	0	0	0	39	31.7	10 to 20	59.0	7	17.9
02/09/2019	08:00	16	4	3	5	2	7	3	0	0	0	0	0	0	0	0	0	0	0	0	40	37.9	10 to 20	50.0	12	30.0
02/09/2019	09:00	5	3	0	11	11	1	1	1	1	0	0	0	0	0	0	0	0	0	0	34	34.5	30 to 40	67.6	15	44.1
02/09/2019	10:00	11	0	3	13	12	0	1	0	0	0	0	0	0	0	0	0	0	0	0	40	32.9	25 to 35	70.0	13	32.5
02/09/2019	11:00	7	3	6	18	11	3	0	0	0	0	0	0	0	0	0	0	0	0	0	48	33.2	25 to 35	72.9	14	29.2
02/09/2019	12:00	7	5	8	24	9	2	0	0	0	0	0	0	0	0	0	0	0	0	0	55	31.7	25 to 35	74.5	11	20.0
02/09/2019	13:00	8	7	11	20	6	1	1	2	0	0	0	0	0	0	0	0	0	0	0	56	31.7	20 to 30	67.9	10	17.9
02/09/2019	14:00	7	1	8	17	10	3	1	0	0	0	1	0	0	0	0	0	0	0	0	48	34	25 to 35	72.9	15	31.3
02/09/2019	15:00	8	5	6	19	19	3	0	1	0	0	0	0	0	0	0	0	0	0	0	61	33.7	25 to 35	72.1	23	37.7
02/09/2019	16:00	10	5	10	16	19	8	2	1	0	0	0	0	0	0	0	0	0	0	0	71	35	25 to 35	63.4	30	42.3
02/09/2019	17:00	9	5	13	28	19	5	0	2	0	0	0	0	0	0	0	0	0	0	0	81	33.7	25 to 35	74.1	26	32.1
02/09/2019	18:00	9	2	16	21	5	4	3	0	0	0	0	0	0	0	0	0	0	0	0	60	33	25 to 35	70.0	12	20.0
02/09/2019	19:00	7	6	6	16	4	0	0	0	0	0	0	0	0	0	0	0	0	0	0	39	29.4	20 to 30	71.8	4	10.3
02/09/2019	20:00	5	1	2	4	6	3	1	1	0	0	0	0	0	0	0	0	0	0	0	23	38.3	30 to 40	56.5	11	47.8
02/09/2019	21:00	2	0	4	7	4	0	0	0	0	0	0	0	0	0	0	0	0	0	0	17	31.2	25 to 35	88.2	4	23.5
02/09/2019	22:00	1	0	2	1	2	1	3	0	0	0	0	0	0	0	0	0	0	0	0	10	41.7	35 to 45	60.0	6	60.0
02/09/2019	23:00	1	0	0	1	4	0	0	0	0	0	0	0	0	0	0	0	0	0	0	6	33.8	25 to 35	83.3	4	66.7
24 Hr Summary		136	58	105	225	150	45	16	8	2	0	1	0	0	0	0	0	0	0	0	746	33.7	25 to 35	64.3	222	29.8

Incoming Direction Histogram

Caistor Lane

from Wed-Aug-14-2019-11-00-AM to Thu-Sep-12-2019-11-59-AM

Date	Starting Hr:min	<15	15 to <20	20 to <25	25 to <30	30 to <35	35 to <40	40 to <45	45 to <50	50 to <55	55 to <60	60 to <65	65 to <70	70 to <75	75 to <80	80 to <85	85 to <90	90 to <95	95 to <100	100 to >105	Total Counts	85pct Speed	10mph Pace	% in pace	# of Speeders	% Speeders	
03/09/2019	00:00	1	0	0	0	1	0	0	0	0	0	0	0	0	0	0	0	0	0	0	2	35	5 to 15	50.0	1	50.0	
03/09/2019	01:00	1	0	0	0	0	1	0	0	0	0	0	0	0	0	0	0	0	0	0	2	40	5 to 15	50.0	1	50.0	
03/09/2019	02:00	0	0	0	1	0	0	0	0	0	0	0	0	0	0	0	0	0	0	0	1	30	20 to 30	100.0	*	*	
03/09/2019	03:00	0	0	0	0	0	0	0	0	0	0	0	0	0	0	0	0	0	0	0	0	0	0	*	*	*	*
03/09/2019	04:00	0	0	0	0	0	0	0	0	0	0	0	0	0	0	0	0	0	0	0	0	0	0	*	*	*	*
03/09/2019	05:00	5	0	0	0	0	1	0	0	0	0	0	0	0	0	0	0	0	0	0	6	15	5 to 15	83.3	1	16.7	
03/09/2019	06:00	3	1	3	2	0	2	0	1	0	0	0	0	0	0	0	0	0	0	0	12	37.5	20 to 30	50.0	3	25.0	
03/09/2019	07:00	17	2	2	1	5	4	0	1	0	0	0	0	0	0	0	0	0	0	0	32	35	10 to 20	59.4	10	31.3	
03/09/2019	08:00	22	4	6	10	7	4	2	0	0	0	0	0	0	0	0	0	0	0	0	55	33.6	10 to 20	47.3	13	23.6	
03/09/2019	09:00	7	2	4	10	7	3	0	0	0	0	1	0	0	0	0	0	0	0	0	34	34.3	25 to 35	61.8	11	32.4	
03/09/2019	10:00	9	1	6	14	7	4	0	1	0	0	0	0	0	0	0	0	0	0	0	42	34.3	25 to 35	64.3	12	28.6	
03/09/2019	11:00	8	4	3	20	13	1	0	0	0	0	1	0	0	0	0	0	0	0	0	50	32.7	25 to 35	72.0	15	30.0	
03/09/2019	12:00	9	5	10	22	14	3	1	0	0	0	0	0	0	0	0	0	0	0	0	64	32.9	25 to 35	71.9	18	28.1	
03/09/2019	13:00	12	6	12	22	11	1	0	0	0	0	0	0	0	0	0	0	0	0	0	64	30.9	25 to 35	70.3	12	18.8	
03/09/2019	14:00	5	7	18	26	11	6	2	0	0	0	0	0	0	0	0	0	0	0	0	75	33.6	25 to 35	73.3	19	25.3	
03/09/2019	15:00	9	1	7	35	14	5	1	0	0	0	0	0	0	0	0	0	0	0	0	72	33.2	25 to 35	77.8	20	27.8	
03/09/2019	16:00	10	4	13	26	27	7	1	1	0	0	0	0	0	0	0	0	0	0	0	89	34.3	25 to 35	74.2	36	40.4	
03/09/2019	17:00	14	14	20	30	24	14	5	1	0	0	0	0	0	0	0	0	0	0	0	122	35.7	25 to 35	60.7	44	36.1	
03/09/2019	18:00	12	9	13	24	19	10	0	0	0	0	0	0	0	0	0	0	0	0	0	87	34.2	25 to 35	64.4	29	33.3	
03/09/2019	19:00	5	6	10	15	13	0	0	0	0	0	0	0	0	0	0	0	0	0	0	49	32.3	25 to 35	77.6	13	26.5	
03/09/2019	20:00	1	2	11	17	13	1	4	0	0	0	0	0	0	0	0	0	0	0	0	49	34.2	25 to 35	83.7	18	36.7	
03/09/2019	21:00	1	5	3	7	4	0	1	0	1	0	0	0	0	0	0	0	0	0	0	22	33.8	20 to 30	68.2	6	27.3	
03/09/2019	22:00	1	0	1	3	9	1	0	0	1	0	0	0	0	0	0	0	0	0	0	16	35	25 to 35	81.3	11	68.8	
03/09/2019	23:00	0	0	1	1	0	0	0	0	0	0	0	0	0	0	0	0	0	0	0	2	30	20 to 30	100.0	*	*	
24 Hr Summary		152	73	143	286	199	68	17	5	2	0	2	0	0	0	0	0	0	0	0	947	33.8	25 to 35	66.3	293	30.9	

Incoming Direction Histogram

Caistor Lane

from Wed-Aug-14-2019-11-00-AM to Thu-Sep-12-2019-11-59-AM

Date	Starting Hr:min	<15	15 to <20	20 to <25	25 to <30	30 to <35	35 to <40	40 to <45	45 to <50	50 to <55	55 to <60	60 to <65	65 to <70	70 to <75	75 to <80	80 to <85	85 to <90	90 to <95	95 to <100	100 to >105	Total Counts	85pct Speed	10mph Pace	% in pace	# of Speeders	% Speeders	
04/09/2019	00:00	0	0	0	0	1	0	0	0	0	0	0	0	0	0	0	0	0	0	0	0	1	35	25 to 35	100.0	1	100.0
04/09/2019	01:00	0	0	0	1	0	0	0	0	0	0	0	0	0	0	0	0	0	0	0	0	1	30	20 to 30	100.0	*	*
04/09/2019	02:00	0	0	0	0	0	0	0	0	0	0	0	0	0	0	0	0	0	0	0	0	0	0	*	*	*	*
04/09/2019	03:00	0	0	0	0	0	0	0	0	0	0	0	0	0	0	0	0	0	0	0	0	0	0	*	*	*	*
04/09/2019	04:00	332	0	1	0	0	2	0	0	0	0	0	0	0	0	0	0	0	0	0	0	335	9.7	5 to 15	99.1	2	0.6
04/09/2019	05:00	48	0	0	0	1	2	0	0	0	0	0	0	0	0	0	0	0	0	0	0	51	10.8	5 to 15	94.1	3	5.9
04/09/2019	06:00	48	1	0	0	3	2	3	0	0	0	0	0	0	0	0	0	0	0	0	0	57	15	10 to 20	86.0	8	14.0
04/09/2019	07:00	268	10	12	24	15	2	3	2	0	0	0	0	0	0	0	0	0	0	0	0	336	23.3	10 to 20	82.7	22	6.5
04/09/2019	08:00	61	12	13	23	14	2	3	0	0	0	0	0	0	0	0	0	0	0	0	0	128	30	10 to 20	57.0	19	14.8
04/09/2019	09:00	5	0	6	33	15	2	0	0	0	0	0	0	0	0	0	0	0	0	0	0	61	32.7	25 to 35	88.5	17	27.9
04/09/2019	10:00	13	5	6	24	9	3	0	0	0	1	0	0	0	0	0	0	0	0	0	0	61	32.2	25 to 35	63.9	13	21.3
04/09/2019	11:00	34	3	5	15	9	2	2	1	0	0	0	0	0	0	0	0	0	0	0	0	71	31.7	10 to 20	52.1	14	19.7
04/09/2019	12:00	12	4	15	32	21	3	1	0	0	0	0	0	0	0	0	0	0	0	0	0	88	32.9	25 to 35	77.3	25	28.4
04/09/2019	13:00	4	3	9	26	11	6	1	0	0	0	0	0	0	0	0	0	0	0	0	0	60	34.1	25 to 35	76.7	18	30.0
04/09/2019	14:00	9	1	15	40	14	3	0	1	0	0	0	0	0	0	0	0	0	0	0	0	83	32.1	25 to 35	83.1	18	21.7
04/09/2019	15:00	5	4	6	33	16	4	0	0	1	0	0	0	0	0	0	0	0	0	0	0	69	33.4	25 to 35	79.7	21	30.4
04/09/2019	16:00	5	12	24	45	19	7	2	1	1	0	0	0	0	0	0	0	0	0	0	0	116	33.4	25 to 35	75.9	30	25.9
04/09/2019	17:00	8	10	22	31	19	15	2	0	0	0	0	0	0	0	0	0	0	0	0	0	107	35.3	25 to 35	67.3	36	33.6
04/09/2019	18:00	12	7	11	28	16	3	1	1	0	0	0	0	0	0	0	0	0	0	0	0	79	32.8	25 to 35	69.6	21	26.6
04/09/2019	19:00	6	5	11	29	14	3	0	1	0	0	0	0	0	0	0	0	0	0	0	0	69	32.9	25 to 35	78.3	18	26.1
04/09/2019	20:00	2	3	4	14	5	5	1	0	0	0	0	0	0	0	0	0	0	0	0	0	34	36	30 to 40	70.6	11	32.4
04/09/2019	21:00	5	1	5	11	6	2	1	1	0	0	0	0	0	0	0	0	0	0	0	0	32	34.2	25 to 35	68.8	10	31.3
04/09/2019	22:00	3	1	1	4	2	1	1	1	0	0	0	0	0	0	0	0	0	0	0	0	14	40	25 to 35	50.0	5	35.7
04/09/2019	23:00	1	1	2	3	0	1	0	1	1	0	0	0	0	0	0	0	0	0	0	0	10	40	20 to 30	60.0	3	30.0
24 Hr Summary		881	83	168	416	210	70	21	10	3	1	0	0	0	0	0	0	0	0	0	1863	30.9	10 to 20	51.7	315	16.9	

Incoming Direction Histogram

Caistor Lane

from Wed-Aug-14-2019-11-00-AM to Thu-Sep-12-2019-11-59-AM

Date	Starting Hr:min	<15	15 to <20	20 to <25	25 to <30	30 to <35	35 to <40	40 to <45	45 to <50	50 to <55	55 to <60	60 to <65	65 to <70	70 to <75	75 to <80	80 to <85	85 to <90	90 to <95	95 to <100	100 to >105	Total Counts	85pct Speed	10mph Pace	% in pace	# of Speeders	% Speeders
05/09/2019	00:00	2	1	0	0	0	0	0	0	0	0	0	0	0	0	0	0	0	0	0	3	20	10 to 20	100.0	*	*
05/09/2019	01:00	0	0	0	0	0	0	0	0	0	0	0	0	0	0	0	0	0	0	0	0	0	*	*	*	*
05/09/2019	02:00	0	1	0	0	0	1	0	0	0	0	0	0	0	0	0	0	0	0	0	2	40	10 to 20	50.0	1	50.0
05/09/2019	03:00	0	1	0	0	0	0	0	0	0	0	0	0	0	0	0	0	0	0	0	1	20	10 to 20	100.0	*	*
05/09/2019	04:00	0	1	0	0	1	0	0	0	0	0	0	0	0	0	0	0	0	0	0	2	35	10 to 20	50.0	1	50.0
05/09/2019	05:00	2	1	0	1	1	0	1	0	0	0	0	0	0	0	0	0	0	0	0	6	35	10 to 20	50.0	2	33.3
05/09/2019	06:00	2	2	2	2	3	3	2	1	0	0	0	0	0	0	0	0	0	0	0	17	40	30 to 40	47.1	9	52.9
05/09/2019	07:00	27	14	24	37	23	7	0	0	0	0	0	0	0	0	0	0	0	0	0	132	32.2	25 to 35	63.6	30	22.7
05/09/2019	08:00	33	6	10	22	15	6	0	0	0	0	0	0	0	0	0	0	0	0	0	92	32.3	25 to 35	51.1	21	22.8
05/09/2019	09:00	9	2	11	31	16	4	0	0	0	0	0	0	0	0	0	0	0	0	0	73	32.8	25 to 35	79.5	20	27.4
05/09/2019	10:00	11	2	17	31	14	1	0	0	0	0	0	0	0	0	0	0	0	0	0	76	31.4	25 to 35	81.6	15	19.7
05/09/2019	11:00	7	3	14	26	15	1	0	0	0	0	0	0	0	0	0	0	0	0	0	66	32	25 to 35	83.3	16	24.2
05/09/2019	12:00	10	6	11	28	14	2	2	0	0	0	0	0	0	0	0	0	0	0	0	73	32.5	25 to 35	72.6	18	24.7
05/09/2019	13:00	13	4	10	19	8	6	0	0	0	0	0	0	0	0	0	0	0	0	0	60	33.1	25 to 35	61.7	14	23.3
05/09/2019	14:00	6	7	15	27	19	7	2	0	0	0	0	0	0	0	0	0	0	0	0	83	34.2	25 to 35	73.5	28	33.7
05/09/2019	15:00	5	13	14	42	13	4	0	0	0	0	0	0	0	0	0	0	0	0	0	91	31.2	20 to 30	75.8	17	18.7
05/09/2019	16:00	7	8	16	41	18	4	0	0	0	0	0	0	0	0	0	0	0	0	0	94	32.2	25 to 35	79.8	22	23.4
05/09/2019	17:00	4	11	26	34	25	10	1	1	0	0	0	0	0	0	0	0	0	0	0	112	34	25 to 35	75.9	37	33.0
05/09/2019	18:00	11	4	12	26	18	4	1	0	0	0	0	0	0	0	0	0	0	0	0	76	33.3	25 to 35	73.7	23	30.3
05/09/2019	19:00	7	4	6	19	10	4	1	0	0	0	0	0	0	0	0	0	0	0	0	51	33.5	25 to 35	68.6	15	29.4
05/09/2019	20:00	8	7	8	20	7	3	1	0	0	0	0	0	0	0	0	0	0	0	0	54	32.1	20 to 30	64.8	11	20.4
05/09/2019	21:00	8	3	5	9	4	3	1	1	0	0	0	0	0	0	0	0	0	0	0	34	35	25 to 35	52.9	9	26.5
05/09/2019	22:00	0	1	1	7	5	1	1	0	0	0	0	0	0	0	0	0	0	0	0	16	35	25 to 35	81.3	7	43.8
05/09/2019	23:00	0	0	1	3	2	2	0	0	0	0	0	0	0	0	0	0	0	0	0	8	37.5	30 to 40	87.5	4	50.0
24 Hr Summary		172	102	203	425	231	73	13	3	0	0	0	0	0	0	0	0	0	0	0	1222	33	25 to 35	70.3	320	26.2

Incoming Direction Histogram

Caistor Lane

from Wed-Aug-14-2019-11-00-AM to Thu-Sep-12-2019-11-59-AM

Date	Starting Hr:min	<15	15 to <20	20 to <25	25 to <30	30 to <35	35 to <40	40 to <45	45 to <50	50 to <55	55 to <60	60 to <65	65 to <70	70 to <75	75 to <80	80 to <85	85 to <90	90 to <95	95 to <100	100 to >105	Total Counts	85pct Speed	10mph Pace	% in pace	# of Speeders	% Speeders
06/09/2019	00:00	4	3	0	0	1	0	0	0	0	0	0	0	0	0	0	0	0	0	0	8	20	10 to 20	87.5	1	12.5
06/09/2019	01:00	0	0	2	0	1	0	1	0	0	0	0	0	0	0	0	0	0	0	0	4	35	25 to 35	75.0	2	50.0
06/09/2019	02:00	1	0	0	0	0	0	0	1	0	0	0	0	0	0	0	0	0	0	0	2	50	5 to 15	50.0	1	50.0
06/09/2019	03:00	0	0	0	0	0	0	0	0	0	0	0	0	0	0	0	0	0	0	0	0	0	*	*	*	*
06/09/2019	04:00	0	0	0	0	0	0	1	0	0	0	0	0	0	0	0	0	0	0	0	1	45	35 to 45	100.0	1	100.0
06/09/2019	05:00	3	0	0	0	0	0	0	0	0	0	0	0	0	0	0	0	0	0	0	3	15	5 to 15	100.0	*	*
06/09/2019	06:00	7	2	0	3	4	1	0	0	1	0	0	0	0	0	0	0	0	0	0	18	33.8	10 to 20	50.0	6	33.3
06/09/2019	07:00	19	13	17	22	20	8	2	1	0	0	0	0	0	0	0	0	0	0	0	102	34	25 to 35	57.8	31	30.4
06/09/2019	08:00	37	9	10	18	12	5	1	0	0	0	0	0	0	0	0	0	0	0	0	92	31.7	10 to 20	50.0	18	19.6
06/09/2019	09:00	20	7	5	18	10	5	2	0	0	0	0	0	0	0	0	0	0	0	0	67	33.5	25 to 35	49.3	17	25.4
06/09/2019	10:00	1	4	12	26	17	1	1	0	0	0	0	0	0	0	0	0	0	0	0	62	32.9	25 to 35	88.7	19	30.6
06/09/2019	11:00	12	9	15	34	16	2	0	0	0	0	0	0	0	0	0	0	0	0	0	88	31.6	25 to 35	73.9	18	20.5
06/09/2019	12:00	53	2	14	21	24	6	2	1	1	0	0	0	0	0	0	0	0	0	0	124	33.1	25 to 35	47.6	34	27.4
06/09/2019	13:00	9	6	15	28	17	6	0	0	1	0	0	0	0	0	0	0	0	0	0	82	33.5	25 to 35	73.2	24	29.3
06/09/2019	14:00	11	6	9	29	29	4	0	2	0	0	0	0	0	0	0	0	0	0	0	90	33.6	25 to 35	74.4	35	38.9
06/09/2019	15:00	12	3	14	35	23	7	1	2	0	0	0	0	0	0	0	0	0	0	0	97	33.9	25 to 35	74.2	33	34.0
06/09/2019	16:00	172	5	16	28	14	8	3	0	0	0	0	0	0	0	0	0	0	0	0	246	27.9	10 to 20	72.0	25	10.2
06/09/2019	17:00	19	9	15	33	29	6	2	0	1	0	0	0	0	0	0	0	0	0	0	114	33.6	25 to 35	67.5	38	33.3
06/09/2019	18:00	11	11	13	21	19	11	0	0	0	0	1	0	0	0	0	0	0	0	0	87	34.7	25 to 35	60.9	31	35.6
06/09/2019	19:00	9	4	5	13	12	5	1	0	0	0	0	0	0	0	0	0	0	0	0	49	34.6	25 to 35	61.2	18	36.7
06/09/2019	20:00	4	4	5	13	6	1	3	0	0	0	0	0	0	0	0	0	0	0	0	36	34.2	25 to 35	66.7	10	27.8
06/09/2019	21:00	6	4	2	4	4	1	0	0	0	0	0	0	0	0	0	0	0	0	0	21	32.5	10 to 20	47.6	5	23.8
06/09/2019	22:00	3	1	5	6	3	0	0	2	0	0	0	0	0	0	0	0	0	0	0	20	33.3	25 to 35	70.0	5	25.0
06/09/2019	23:00	3	2	1	1	1	1	1	0	1	0	0	0	0	0	0	0	0	0	0	11	40	10 to 20	45.5	4	36.4
24 Hr Summary		416	104	175	353	262	78	21	9	5	0	1	0	0	0	0	0	0	0	0	1424	33.1	25 to 35	55.5	376	26.4

Incoming Direction Histogram

Caistor Lane

from Wed-Aug-14-2019-11-00-AM to Thu-Sep-12-2019-11-59-AM

Date	Starting Hr:min	<15	15 to <20	20 to <25	25 to <30	30 to <35	35 to <40	40 to <45	45 to <50	50 to <55	55 to <60	60 to <65	65 to <70	70 to <75	75 to <80	80 to <85	85 to <90	90 to <95	95 to <100	100 to >105	Total Counts	85pct Speed	10mph Pace	% in pace	# of Speeders	% Speeders
07/09/2019	00:00	2	1	2	2	2	0	0	1	0	0	0	0	0	0	0	0	0	0	0	10	32.5	25 to 35	60.0	3	30.0
07/09/2019	01:00	0	0	0	0	0	2	0	0	0	0	0	0	0	0	0	0	0	0	0	2	40	30 to 40	100.0	2	100.0
07/09/2019	02:00	1	0	0	0	0	1	0	0	0	0	0	0	0	0	0	0	0	0	0	2	40	5 to 15	50.0	1	50.0
07/09/2019	03:00	0	0	0	0	0	0	0	0	0	0	0	0	0	0	0	0	0	0	0	0	0	*	*	*	*
07/09/2019	04:00	0	0	0	0	0	0	0	0	0	0	0	0	0	0	0	0	0	0	0	0	0	*	*	*	*
07/09/2019	05:00	2	0	0	1	0	0	0	0	0	0	0	0	0	0	0	0	0	0	0	3	30	5 to 15	66.7	*	*
07/09/2019	06:00	1	0	1	1	2	0	1	0	0	0	0	0	0	0	0	0	0	0	0	6	35	25 to 35	66.7	3	50.0
07/09/2019	07:00	12	1	1	0	1	0	0	0	0	0	0	0	0	0	0	0	0	0	0	15	20	10 to 20	86.7	1	6.7
07/09/2019	08:00	13	5	3	6	5	0	3	0	0	0	0	0	0	0	0	0	0	0	0	35	33	10 to 20	51.4	8	22.9
07/09/2019	09:00	13	6	4	9	11	1	2	0	0	0	0	0	0	0	0	0	0	0	0	46	33.2	25 to 35	52.2	14	30.4
07/09/2019	10:00	7	7	4	10	9	6	1	1	0	0	0	0	0	0	0	0	0	0	0	45	35.8	30 to 40	55.6	17	37.8
07/09/2019	11:00	7	3	4	24	15	10	0	1	0	0	0	0	0	0	0	0	0	0	0	64	35.5	30 to 40	76.6	26	40.6
07/09/2019	12:00	12	1	9	19	13	9	2	1	0	0	0	0	0	0	0	0	0	0	0	66	36.1	25 to 35	62.1	25	37.9
07/09/2019	13:00	7	2	8	19	7	5	1	1	0	0	0	0	0	0	0	0	0	0	0	50	34.3	25 to 35	68.0	14	28.0
07/09/2019	14:00	5	2	6	11	12	8	1	0	0	0	0	0	0	0	0	0	0	0	0	45	36.2	30 to 40	68.9	21	46.7
07/09/2019	15:00	9	11	5	21	12	4	1	0	0	0	0	0	0	0	0	0	0	0	0	63	33.3	25 to 35	60.3	17	27.0
07/09/2019	16:00	8	7	11	22	16	4	3	0	0	0	0	0	0	0	0	0	0	0	0	71	33.8	25 to 35	69.0	23	32.4
07/09/2019	17:00	11	4	9	11	19	6	1	0	0	0	0	0	0	0	0	0	0	0	0	61	34.5	25 to 35	63.9	26	42.6
07/09/2019	18:00	9	0	5	15	9	3	2	1	0	0	0	0	0	0	0	0	0	0	0	44	34.4	25 to 35	65.9	15	34.1
07/09/2019	19:00	14	7	2	8	12	3	0	0	0	0	0	0	0	0	0	0	0	0	0	46	33.3	30 to 40	50.0	15	32.6
07/09/2019	20:00	8	1	3	3	3	2	0	0	0	0	0	0	0	0	0	0	0	0	0	20	33.3	10 to 20	45.0	5	25.0
07/09/2019	21:00	1	0	1	5	4	1	0	0	0	0	0	0	0	0	0	0	0	0	0	12	33.8	25 to 35	83.3	5	41.7
07/09/2019	22:00	3	1	3	3	2	0	0	0	0	0	0	0	0	0	0	0	0	0	0	12	30	25 to 35	66.7	2	16.7
07/09/2019	23:00	3	1	1	3	3	2	1	0	0	0	0	0	0	0	0	0	0	0	0	14	37.5	30 to 40	57.1	6	42.9
24 Hr Summary		148	60	82	193	157	67	19	6	0	0	0	0	0	0	0	0	0	0	0	732	34.4	25 to 35	59.0	249	34.0

Incoming Direction Histogram

Caistor Lane

from Wed-Aug-14-2019-11-00-AM to Thu-Sep-12-2019-11-59-AM

Date	Starting Hr:min	<15	15 to <20	20 to <25	25 to <30	30 to <35	35 to <40	40 to <45	45 to <50	50 to <55	55 to <60	60 to <65	65 to <70	70 to <75	75 to <80	80 to <85	85 to <90	90 to <95	95 to <100	100 to >105	Total Counts	85pct Speed	10mph Pace	% in pace	# of Speeders	% Speeders
08/09/2019	00:00	0	1	0	2	1	0	0	0	0	0	0	0	0	0	0	0	0	0	0	4	30	20 to 30	75.0	1	25.0
08/09/2019	01:00	0	1	0	0	0	0	0	1	1	0	0	0	0	0	0	0	0	0	0	3	55	45 to 55	66.7	2	66.7
08/09/2019	02:00	0	1	0	0	0	0	0	0	0	0	0	0	0	0	0	0	0	0	0	1	20	10 to 20	100.0	*	*
08/09/2019	03:00	1	0	0	1	0	0	0	0	0	0	0	0	0	0	0	0	0	0	0	2	30	5 to 15	50.0	*	*
08/09/2019	04:00	0	0	0	0	0	0	0	0	0	0	0	0	0	0	0	0	0	0	0	0	0	*	*	*	*
08/09/2019	05:00	1	0	0	0	0	0	0	0	0	0	0	0	0	0	0	0	0	0	0	1	10	5 to 15	100.0	*	*
08/09/2019	06:00	0	1	1	0	1	0	0	0	0	0	0	0	0	0	0	0	0	0	0	3	35	15 to 25	66.7	1	33.3
08/09/2019	07:00	5	1	2	2	0	0	0	0	0	0	0	0	0	0	0	0	0	0	0	10	25	10 to 20	60.0	*	*
08/09/2019	08:00	4	1	1	2	5	2	1	0	0	0	0	0	0	0	0	0	0	0	0	16	37.5	30 to 40	56.3	8	50.0
08/09/2019	09:00	8	2	2	6	8	3	0	0	0	0	0	0	0	0	0	0	0	0	0	29	34.4	30 to 40	58.6	11	37.9
08/09/2019	10:00	12	2	10	13	12	4	0	0	0	0	0	0	0	0	0	0	0	0	0	53	33.3	25 to 35	66.0	16	30.2
08/09/2019	11:00	9	3	5	12	12	10	0	0	0	0	0	0	0	0	0	0	0	0	0	51	36	30 to 40	66.7	22	43.1
08/09/2019	12:00	11	4	5	16	12	5	5	0	0	0	0	0	0	0	0	0	0	0	0	58	36	25 to 35	56.9	22	37.9
08/09/2019	13:00	9	3	9	24	9	7	1	0	0	0	0	0	0	0	0	0	0	0	0	62	34.4	25 to 35	67.7	17	27.4
08/09/2019	14:00	9	3	11	16	11	6	0	0	0	0	0	0	0	0	0	0	0	0	0	56	34.1	25 to 35	67.9	17	30.4
08/09/2019	15:00	5	4	6	19	10	3	1	0	0	0	0	0	0	0	0	0	0	0	0	48	33.5	25 to 35	72.9	14	29.2
08/09/2019	16:00	6	3	15	14	11	9	0	1	0	0	0	0	0	0	0	0	0	0	0	59	35.6	25 to 35	67.8	21	35.6
08/09/2019	17:00	5	1	3	4	9	6	2	0	0	0	0	0	0	0	0	0	0	0	0	30	38.3	30 to 40	63.3	17	56.7
08/09/2019	18:00	11	3	5	3	12	4	3	0	1	0	0	1	0	0	0	0	0	0	0	43	38.8	25 to 35	46.5	21	48.8
08/09/2019	19:00	5	2	5	7	10	1	1	0	0	0	0	0	0	0	0	0	0	0	0	31	33.5	25 to 35	71.0	12	38.7
08/09/2019	20:00	5	0	3	2	0	1	1	1	0	0	0	0	0	0	0	0	0	0	0	13	40	5 to 15	38.5	3	23.1
08/09/2019	21:00	1	3	5	5	2	2	2	0	0	0	0	0	0	0	0	0	0	0	0	20	37.5	20 to 30	65.0	6	30.0
08/09/2019	22:00	1	0	0	3	0	0	0	0	0	0	0	0	0	0	0	0	0	0	0	4	28.3	20 to 30	75.0	*	*
08/09/2019	23:00	0	0	0	0	0	1	0	0	0	0	0	0	0	0	0	0	0	0	0	1	40	30 to 40	100.0	1	100.0
24 Hr Summary		108	39	88	151	125	64	17	3	2	0	0	1	0	0	0	0	0	0	0	598	34.9	25 to 35	60.9	212	35.5

Incoming Direction Histogram

Caistor Lane

from Wed-Aug-14-2019-11-00-AM to Thu-Sep-12-2019-11-59-AM

Date	Starting Hr:min	<15	15 to <20	20 to <25	25 to <30	30 to <35	35 to <40	40 to <45	45 to <50	50 to <55	55 to <60	60 to <65	65 to <70	70 to <75	75 to <80	80 to <85	85 to <90	90 to <95	95 to <100	100 to >105	Total Counts	85pct Speed	10mph Pace	% in pace	# of Speeders	% Speeders
09/09/2019	00:00	0	0	0	0	0	0	0	0	0	0	0	0	0	0	0	0	0	0	0	0	0	*	*	*	*
09/09/2019	01:00	0	0	0	0	0	0	0	0	0	0	0	0	0	0	0	0	0	0	0	0	0	*	*	*	*
09/09/2019	02:00	0	0	0	0	0	0	0	0	0	0	0	0	0	0	0	0	0	0	0	0	0	*	*	*	*
09/09/2019	03:00	0	0	0	0	0	0	0	0	0	0	0	0	0	0	0	0	0	0	0	0	0	*	*	*	*
09/09/2019	04:00	1	0	0	1	0	0	0	0	0	0	0	0	0	0	0	0	0	0	0	2	30	5 to 15	50.0	*	*
09/09/2019	05:00	3	1	0	2	2	0	0	0	0	0	0	0	0	0	0	0	0	0	0	8	32.5	10 to 20	50.0	2	25.0
09/09/2019	06:00	3	4	1	2	1	0	0	0	0	0	0	0	0	0	0	0	0	0	0	11	27.5	10 to 20	63.6	1	9.1
09/09/2019	07:00	21	8	3	12	11	6	3	0	1	1	0	0	0	0	0	0	0	0	0	66	35.8	10 to 20	43.9	22	33.3
09/09/2019	08:00	38	13	2	12	15	4	1	0	0	0	0	0	0	0	0	0	0	0	0	85	32.3	10 to 20	60.0	20	23.5
09/09/2019	09:00	15	4	2	14	5	2	0	0	0	0	0	0	0	0	0	0	0	0	0	42	31	25 to 35	50.0	7	16.7
09/09/2019	10:00	9	3	3	11	7	1	0	0	0	0	0	0	0	0	0	0	0	0	0	34	32.1	25 to 35	61.8	8	23.5
09/09/2019	11:00	13	3	3	12	4	1	0	0	0	0	0	0	0	0	0	0	0	0	0	36	30	25 to 35	52.8	5	13.9
09/09/2019	12:00	12	1	4	8	11	2	1	0	0	0	0	0	0	0	0	0	0	0	0	39	33.6	25 to 35	59.0	14	35.9
09/09/2019	13:00	8	5	5	11	4	2	0	0	0	0	0	0	0	0	0	0	0	0	0	35	31.2	20 to 30	60.0	6	17.1
09/09/2019	14:00	39	3	6	12	7	1	1	1	0	0	0	0	0	0	0	0	0	0	0	70	30	10 to 20	60.0	10	14.3
09/09/2019	15:00	19	5	2	7	4	4	2	0	0	0	0	0	0	0	0	0	0	0	0	43	35	10 to 20	55.8	10	23.3
09/09/2019	16:00	12	3	8	13	3	2	1	0	0	0	0	0	0	0	0	0	0	0	0	42	30	20 to 30	57.1	6	14.3
09/09/2019	17:00	5	4	3	6	6	2	1	0	0	0	0	0	0	0	0	0	0	0	0	27	34.2	25 to 35	55.6	9	33.3
09/09/2019	18:00	10	3	4	10	7	2	0	0	0	0	0	0	0	0	0	0	0	0	0	36	32.9	25 to 35	58.3	9	25.0
09/09/2019	19:00	4	1	5	3	4	2	0	0	0	0	0	0	0	0	0	0	0	0	0	19	33.8	25 to 35	63.2	6	31.6
09/09/2019	20:00	4	1	1	0	2	0	0	0	0	0	0	0	0	0	0	0	0	0	0	8	32.5	10 to 20	62.5	2	25.0
09/09/2019	21:00	1	1	1	4	1	0	1	1	0	0	0	0	0	0	0	0	0	0	0	10	35	20 to 30	60.0	3	30.0
09/09/2019	22:00	1	1	0	2	1	0	0	0	0	0	0	0	0	0	0	0	0	0	0	5	30	20 to 30	60.0	1	20.0
09/09/2019	23:00	2	0	1	0	0	0	0	0	0	0	0	0	0	0	0	0	0	0	0	3	25	5 to 15	66.7	*	*
24 Hr Summary		220	64	54	142	95	31	11	2	1	1	0	0	0	0	0	0	0	0	0	621	32.5	25 to 35	46.9	141	22.7

Incoming Direction Histogram

Caistor Lane

from Wed-Aug-14-2019-11-00-AM to Thu-Sep-12-2019-11-59-AM

Date	Starting Hr:min	<15	15 to <20	20 to <25	25 to <30	30 to <35	35 to <40	40 to <45	45 to <50	50 to <55	55 to <60	60 to <65	65 to <70	70 to <75	75 to <80	80 to <85	85 to <90	90 to <95	95 to <100	100 to >105	Total Counts	85pct Speed	10mph Pace	% in pace	# of Speeders	% Speeders	
10/09/2019	00:00	0	0	0	1	0	0	0	0	0	0	0	0	0	0	0	0	0	0	0	1	30	20 to 30	100.0	*	*	
10/09/2019	01:00	0	0	0	0	0	0	0	0	0	0	0	0	0	0	0	0	0	0	0	0	0	0	*	*	*	*
10/09/2019	02:00	0	0	0	0	0	0	0	0	0	0	0	0	0	0	0	0	0	0	0	0	0	0	*	*	*	*
10/09/2019	03:00	0	0	0	0	0	0	0	0	0	0	0	0	0	0	0	0	0	0	0	0	0	0	*	*	*	*
10/09/2019	04:00	0	0	0	0	0	0	0	0	0	0	0	0	0	0	0	0	0	0	0	0	0	0	*	*	*	*
10/09/2019	05:00	2	0	0	2	0	0	0	0	0	0	0	0	0	0	0	0	0	0	0	4	27.5	5 to 15	50.0	*	*	
10/09/2019	06:00	8	1	1	2	4	0	0	0	0	0	0	1	0	0	0	0	0	0	0	17	32.5	10 to 20	52.9	5	29.4	
10/09/2019	07:00	30	9	4	7	3	5	1	0	0	0	0	0	0	0	0	0	0	0	0	59	30	10 to 20	66.1	9	15.3	
10/09/2019	08:00	44	16	6	13	8	4	0	1	0	0	0	0	0	0	0	0	0	0	0	92	29.6	10 to 20	65.2	13	14.1	
10/09/2019	09:00	13	6	6	10	9	1	0	0	0	0	0	0	0	0	0	0	0	0	0	45	31.7	25 to 35	55.6	10	22.2	
10/09/2019	10:00	9	6	7	5	15	2	0	1	0	0	0	0	0	0	0	0	0	0	0	45	33.7	25 to 35	60.0	18	40.0	
10/09/2019	11:00	9	2	6	15	6	1	0	0	0	0	0	0	0	0	0	0	0	0	0	39	30.8	25 to 35	69.2	7	17.9	
10/09/2019	12:00	9	2	4	7	10	1	0	0	0	0	0	0	0	0	0	0	0	0	0	33	33	25 to 35	63.6	11	33.3	
10/09/2019	13:00	14	1	5	8	7	6	0	0	0	0	0	0	0	0	0	0	0	0	0	41	35	30 to 40	51.2	13	31.7	
10/09/2019	14:00	11	3	3	11	8	1	1	0	0	0	0	0	0	0	0	0	0	0	0	38	32.5	25 to 35	57.9	10	26.3	
10/09/2019	15:00	16	4	5	4	6	1	1	0	0	0	0	0	0	0	0	0	0	0	0	37	31.7	10 to 20	54.1	8	21.6	
10/09/2019	16:00	13	3	4	10	10	4	1	0	0	0	0	0	0	0	0	0	0	0	0	45	34	25 to 35	53.3	15	33.3	
10/09/2019	17:00	3	2	10	11	5	6	2	0	0	0	0	0	0	0	0	0	0	0	0	39	36.7	25 to 35	66.7	13	33.3	
10/09/2019	18:00	15	4	7	8	12	3	0	0	0	0	0	0	0	0	0	0	0	0	0	49	33.3	25 to 35	55.1	15	30.6	
10/09/2019	19:00	8	1	5	9	4	3	1	1	0	0	0	0	0	0	0	0	0	0	0	32	35	25 to 35	56.3	9	28.1	
10/09/2019	20:00	6	1	2	4	2	0	0	0	0	0	0	0	0	0	0	0	0	0	0	15	30	25 to 35	53.3	2	13.3	
10/09/2019	21:00	4	0	1	3	0	0	0	0	0	0	0	0	0	0	0	0	0	0	0	8	28.3	5 to 15	50.0	*	*	
10/09/2019	22:00	4	1	1	0	1	0	0	0	0	0	0	0	0	0	0	0	0	0	0	7	25	10 to 20	71.4	1	14.3	
10/09/2019	23:00	0	1	0	0	0	0	0	0	0	0	0	0	0	0	0	0	0	0	0	1	20	10 to 20	100.0	*	*	
24 Hr Summary		218	63	77	130	110	38	7	3	0	0	0	1	0	0	0	0	0	0	0	647	32.8	25 to 35	49.0	159	24.6	

Incoming Direction Histogram

Caistor Lane

from Wed-Aug-14-2019-11-00-AM to Thu-Sep-12-2019-11-59-AM

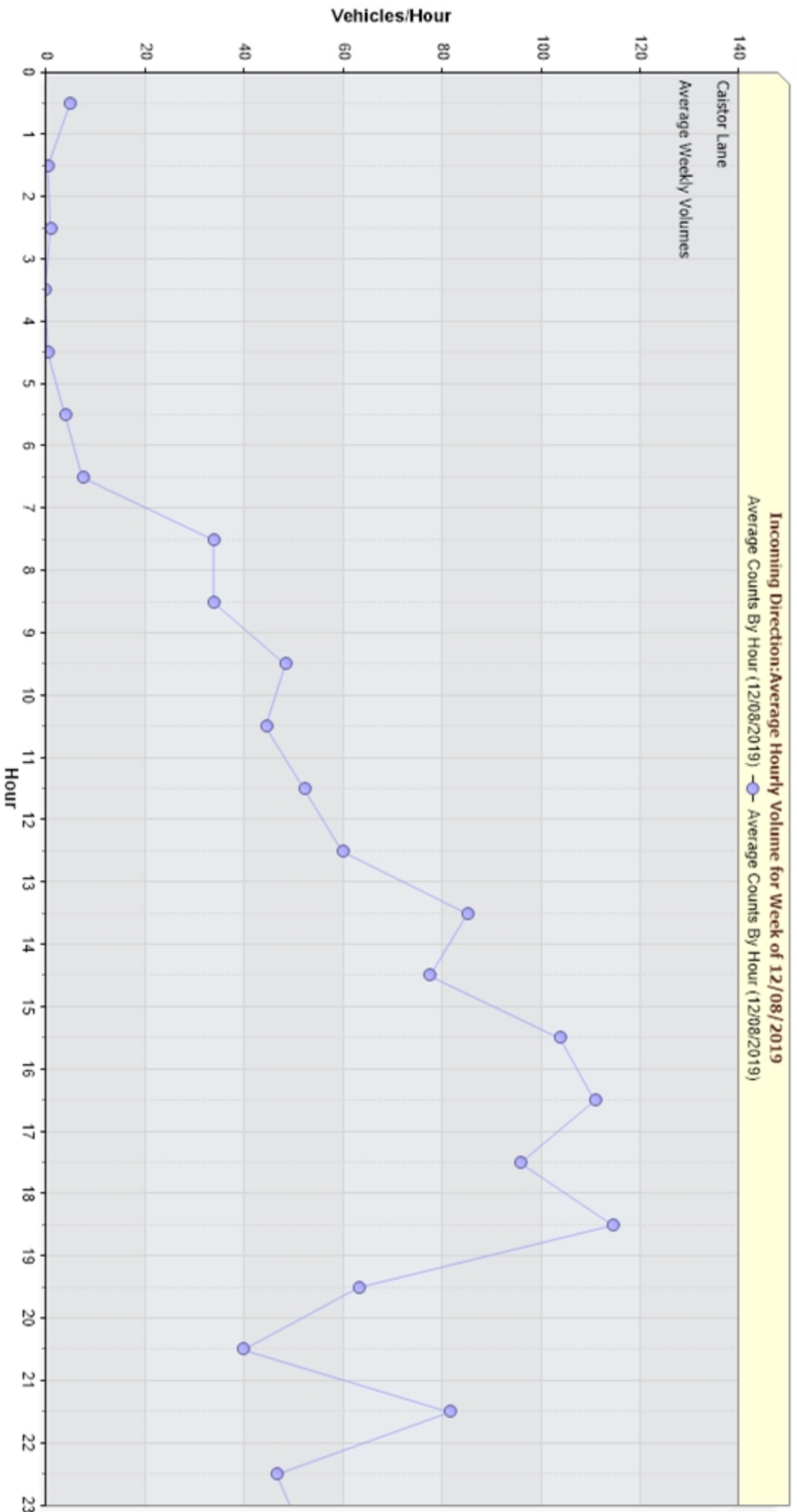
Date	Starting Hr:min	<15	15 to <20	20 to <25	25 to <30	30 to <35	35 to <40	40 to <45	45 to <50	50 to <55	55 to <60	60 to <65	65 to <70	70 to <75	75 to <80	80 to <85	85 to <90	90 to <95	95 to <100	100 to >105	Total Counts	85pct Speed	10mph Pace	% in pace	# of Speeders	% Speeders	
11/09/2019	00:00	0	0	0	0	0	0	0	0	0	0	0	0	0	0	0	0	0	0	0	0	0	*	*	*	*	
11/09/2019	01:00	0	0	0	0	0	0	0	0	0	0	0	0	0	0	0	0	0	0	0	0	0	0	*	*	*	*
11/09/2019	02:00	0	0	0	0	0	0	0	0	0	0	0	0	0	0	0	0	0	0	0	0	0	0	*	*	*	*
11/09/2019	03:00	0	1	1	0	0	0	0	0	0	0	0	0	0	0	0	0	0	0	0	2	25	15 to 25	100.0	*	*	
11/09/2019	04:00	1	0	0	0	0	0	0	0	0	0	0	0	0	0	0	0	0	0	0	1	10	5 to 15	100.0	*	*	
11/09/2019	05:00	5	0	0	0	1	0	1	0	0	0	0	0	0	0	0	0	0	0	0	7	35	5 to 15	71.4	2	28.6	
11/09/2019	06:00	13	3	0	1	2	0	1	1	0	0	0	0	0	0	0	0	0	0	0	21	32.5	10 to 20	76.2	4	19.0	
11/09/2019	07:00	27	7	5	5	4	4	0	1	0	0	0	0	0	0	0	0	0	0	0	53	31.2	10 to 20	64.2	9	17.0	
11/09/2019	08:00	53	11	5	8	7	4	2	0	0	0	0	0	0	0	0	0	0	0	0	90	29.4	10 to 20	71.1	13	14.4	
11/09/2019	09:00	19	1	4	15	7	0	1	0	0	0	0	0	0	0	0	0	0	0	0	47	30.7	25 to 35	55.3	8	17.0	
11/09/2019	10:00	13	5	2	7	3	8	0	0	0	0	0	0	0	0	0	0	0	0	0	38	36.2	10 to 20	47.4	11	28.9	
11/09/2019	11:00	94	3	6	8	5	1	1	0	0	0	0	0	0	0	0	0	0	0	0	118	22.5	10 to 20	82.2	7	5.9	
11/09/2019	12:00	13	5	5	14	5	1	0	0	0	0	0	0	0	0	0	0	0	0	0	43	30	20 to 30	55.8	6	14.0	
11/09/2019	13:00	7	2	3	10	8	2	1	0	0	0	0	0	0	0	0	0	0	0	0	33	33.8	25 to 35	63.6	11	33.3	
11/09/2019	14:00	10	4	3	8	10	2	0	0	0	0	0	0	0	0	0	0	0	0	0	37	33	25 to 35	56.8	12	32.4	
11/09/2019	15:00	12	3	7	9	6	0	0	1	0	0	0	0	0	0	0	0	0	0	0	38	30.8	25 to 35	57.9	7	18.4	
11/09/2019	16:00	9	4	4	10	8	0	1	0	0	0	0	0	0	0	0	0	0	0	0	36	32.5	25 to 35	61.1	9	25.0	
11/09/2019	17:00	7	2	3	7	9	1	1	0	0	0	0	0	0	0	0	0	0	0	0	30	33.9	25 to 35	63.3	11	36.7	
11/09/2019	18:00	15	5	3	1	6	2	2	0	0	0	0	0	0	0	0	0	0	0	0	34	34.2	10 to 20	58.8	10	29.4	
11/09/2019	19:00	2	1	3	4	4	1	1	0	0	0	0	0	0	0	0	0	0	0	0	16	35	25 to 35	68.8	6	37.5	
11/09/2019	20:00	6	2	2	1	2	1	0	0	0	0	0	0	0	0	0	0	0	0	0	14	32.5	10 to 20	57.1	3	21.4	
11/09/2019	21:00	4	1	2	1	0	0	0	0	0	0	0	0	0	0	0	0	0	0	0	8	25	10 to 20	62.5	*	*	
11/09/2019	22:00	4	0	0	2	1	0	0	0	0	0	0	0	0	0	0	0	0	0	0	7	30	5 to 15	57.1	1	14.3	
11/09/2019	23:00	2	1	0	0	0	0	0	0	0	0	0	0	0	0	0	0	0	0	0	3	20	10 to 20	100.0	*	*	
24 Hr Summary		316	61	58	111	88	27	12	3	0	0	0	0	0	0	0	0	0	0	0	676	31.6	10 to 20	55.8	130	19.2	

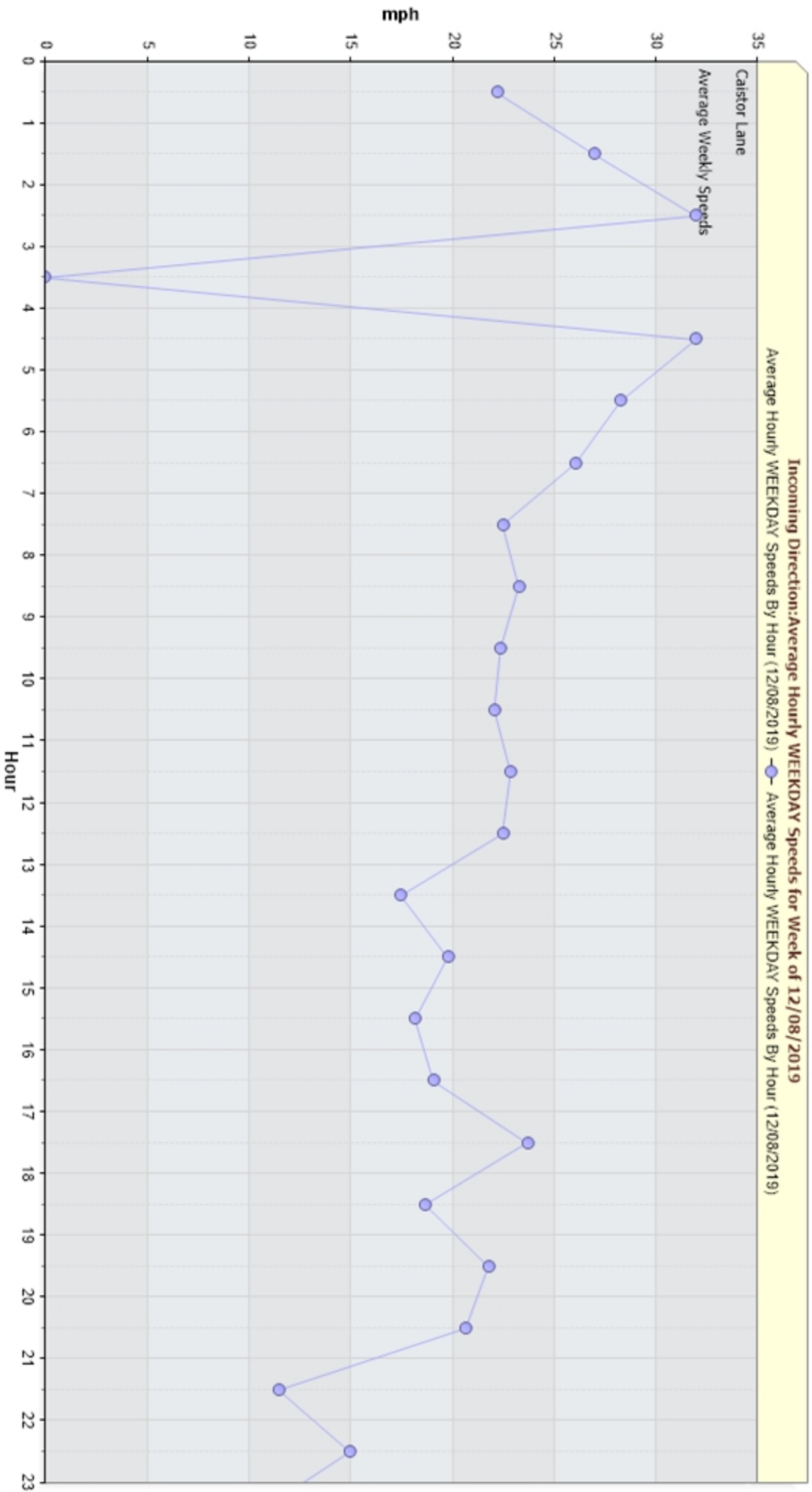
Incoming Direction Histogram

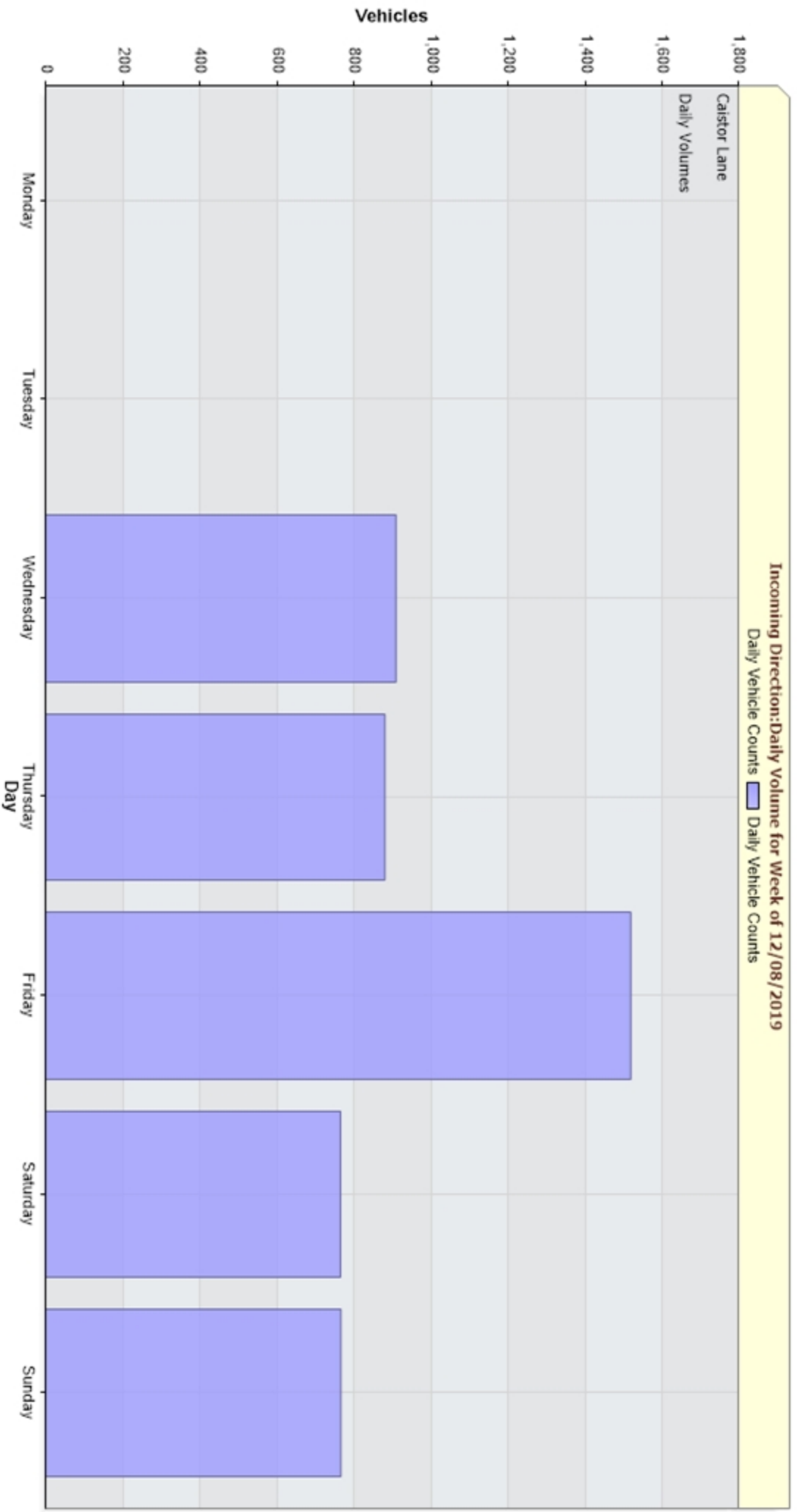
Caistor Lane

from Wed-Aug-14-2019-11-00-AM to Thu-Sep-12-2019-11-59-AM

Date	Starting Hr:min	<15	15 to <20	20 to <25	25 to <30	30 to <35	35 to <40	40 to <45	45 to <50	50 to <55	55 to <60	60 to <65	65 to <70	70 to <75	75 to <80	80 to <85	85 to <90	90 to <95	95 to <100	100 to >105	Total Counts	85pct Speed	10mph Pace	% in pace	# of Speeders	% Speeders	
12/09/2019	00:00	0	0	0	0	0	0	0	0	0	0	0	0	0	0	0	0	0	0	0	0	0	*	*	*	*	
12/09/2019	01:00	1	0	2	0	0	0	0	0	0	0	0	0	0	0	0	0	0	0	0	3	25	15 to 25	100.0	*	*	
12/09/2019	02:00	0	0	0	1	0	0	0	0	0	0	0	0	0	0	0	0	0	0	0	1	30	20 to 30	100.0	*	*	
12/09/2019	03:00	0	0	0	0	0	0	0	0	0	0	0	0	0	0	0	0	0	0	0	0	0	*	*	*	*	
12/09/2019	04:00	2	0	0	0	0	0	0	0	0	0	0	0	0	0	0	0	0	0	0	2	10	5 to 15	100.0	*	*	
12/09/2019	05:00	9	0	1	0	1	0	0	0	0	0	0	0	0	0	0	0	0	0	0	11	15	5 to 15	81.8	1	9.1	
12/09/2019	06:00	6	1	3	1	0	1	0	0	0	0	0	0	0	0	0	0	0	0	0	12	25	10 to 20	58.3	1	8.3	
12/09/2019	07:00	38	10	6	5	3	3	1	0	0	0	0	0	0	0	0	0	0	0	0	66	27	10 to 20	72.7	7	10.6	
12/09/2019	08:00	34	13	2	13	6	2	0	1	0	0	0	0	0	0	0	0	0	0	0	71	29.2	10 to 20	66.2	9	12.7	
12/09/2019	09:00	12	2	4	13	6	2	0	0	0	0	0	0	0	0	0	0	0	0	0	39	31.7	25 to 35	59.0	8	20.5	
12/09/2019	10:00	3	1	1	3	5	0	1	0	0	0	0	0	0	0	0	0	0	0	0	14	34	25 to 35	64.3	6	42.9	
12/09/2019	11:00	0	0	0	0	0	0	0	0	0	0	0	0	0	0	0	0	0	0	0	0	0	*	*	*	*	
12/09/2019	12:00	*	*	*	*	*	*	*	*	*	*	*	*	*	*	*	*	*	*	*	*	*	*	*	*	*	*
12/09/2019	13:00	*	*	*	*	*	*	*	*	*	*	*	*	*	*	*	*	*	*	*	*	*	*	*	*	*	*
12/09/2019	14:00	*	*	*	*	*	*	*	*	*	*	*	*	*	*	*	*	*	*	*	*	*	*	*	*	*	*
12/09/2019	15:00	*	*	*	*	*	*	*	*	*	*	*	*	*	*	*	*	*	*	*	*	*	*	*	*	*	*
12/09/2019	16:00	*	*	*	*	*	*	*	*	*	*	*	*	*	*	*	*	*	*	*	*	*	*	*	*	*	*
12/09/2019	17:00	*	*	*	*	*	*	*	*	*	*	*	*	*	*	*	*	*	*	*	*	*	*	*	*	*	*
12/09/2019	18:00	*	*	*	*	*	*	*	*	*	*	*	*	*	*	*	*	*	*	*	*	*	*	*	*	*	*
12/09/2019	19:00	*	*	*	*	*	*	*	*	*	*	*	*	*	*	*	*	*	*	*	*	*	*	*	*	*	*
12/09/2019	20:00	*	*	*	*	*	*	*	*	*	*	*	*	*	*	*	*	*	*	*	*	*	*	*	*	*	*
12/09/2019	21:00	*	*	*	*	*	*	*	*	*	*	*	*	*	*	*	*	*	*	*	*	*	*	*	*	*	*
12/09/2019	22:00	*	*	*	*	*	*	*	*	*	*	*	*	*	*	*	*	*	*	*	*	*	*	*	*	*	*
12/09/2019	23:00	*	*	*	*	*	*	*	*	*	*	*	*	*	*	*	*	*	*	*	*	*	*	*	*	*	*
24 Hr Summary		105	27	19	36	21	8	2	1	0	0	0	0	0	0	0	0	0	0	0	219	29.9	10 to 20	60.3	32	14.6	







1,800

1,600

1,400

1,200

1,000

800

600

400

200

0

Caistor Lane

Daily Volumes

Monday

Tuesday

Wednesday

Thursday
Day

Friday

Saturday

Sunday

Vehicles